



Annual Report 2020-21

Central Information Commission

2020-21



Annual Report
2020-21



Central Information Commission



Table of Contents

Sl. No.	Chapter	Page No.
Chapter 1		
1.	Introduction	1
Chapter 2		
2.	Analysis of the RTI Regime: Implementation of the RTI Act by Public Authorities in 2020-21	7
2.1	Institutional Arrangements	7
2.2	Trends in Registration of PAs and Submission of Quarterly Returns	8
2.3	Analysis of Quarterly Returns Filed by the PAs	14
2.4	RTI Requests – Details in a Nutshell	16
2.5	Number of First Appeals under Section 19(1) of the RTI Act, 2005 and Disposal	22
2.6	Data Related to Conversion of RTI Requests into First Appeals and Second Appeal/Complaints	22
2.7	Data Related to CAPIOs, CPIOs and FAAs for Various PAs	24
2.8	Details of Amount Collected by Various PAs	25
2.9	Summary of Quarterly Returns	26

Sl. No.	Chapter	Page No.
----------------	----------------	-----------------

Chapter 3

3.	Central Information Commission: Overview of Activities	28
3.1	Incumbents during Reporting Year	28
3.2	Disposal of Appeals/Complaints filed with the Central Information Commission Automatic Generation of Data	29
3.3	Imposition and Realization of Penalty by CIC during Reporting Year	30
3.4	Status of RTI Applications and First Appeals in the Commission	30
3.5	Initiatives by CIC	30
3.6	Publicity of the RTI Act, 2005	33
3.7	Annual Convention of the Central Information Commission	33
3.8	Oath of Office of the Chief Information Commissioner and Information Commissioner	34
3.9	Allocation of Budget & Expenditure	38
	List of Abbreviations	39

Annexures

Annexure-1	Ministry wise and Public Authority- wise Abstract of Annual Returns	43
Annexure-2	Status Report on the Submission of RTI Annual Returns of the Reporting Year	218
Annexure-3	Ministry wise List of PAs who have Submitted Annual Returns for the Reporting Year	220
Annexure-4	Mandatory Disclosure Audit of Respondent Public Authorities	287

Chapter 1

1.1 Introduction

The Constitution of India has enshrined the principles of democracy, by guaranteeing to its citizens certain Fundamental Rights. Article 19(1)(a) and Article 21 of the Constitution of India, by implication, guarantee to the citizens of India the right to know everything done by public functionaries.

The Central Information Commission was established in October 2005 under the Right to Information Act, 2005 (RTI Act). The RTI Act provides for setting up a practical regime of Right to Information for citizens to secure the right to access information held by or under the control of Public Authorities (PAs). The legislative intent behind the enactment of the RTI Act is to foster transparency and accountability in the working of every Public Authority (PA), bridge the gap between the information provider and the information seeker, enhance efficiency in administration of PAs, mitigate corruption and promote good governance.

1.2 Salient Features of the RTI Act

1.2.1 Public Authority

As per Section 2(h) of the RTI Act, a 'Public Authority' means any authority or body or institution of self government established or constituted by or under the Constitution, any other law made by the Parliament, any other law made by the State Legislature and notification issued or order made by the appropriate government. It includes any 'body' owned, controlled or substantially financed and non-government organizations substantially financed directly or indirectly by funds provided by the appropriate government.

1.2.2 “Right to Information”

As per Section 2(j) of the RTI Act, 2005, the ‘Right to Information’ means the rights of a citizen to seek any information accessible under this Act, which is held by or under control of any PA and includes the right to inspection of work, documents, records which includes any document, manuscript *and* file and any electronic records and take notes, extracts or certified copies of documents or records, take certified samples of material and obtain information as stored in form of diskettes, floppies, tapes, video cassettes or any electronic mode or through printouts where such information is stored in a computer or in any other device.

1.2.3 Exemption from Disclosure of Information

No right is unfettered and therefore while promoting institutional integrity and transparency, Sections 8, 9, 10, 11 and 24 of the RTI Act enlist exemptions/ limitations on disclosure of certain information. Essentially, as per the RTI Act such information is exempted from disclosure which affect the sovereignty and integrity of the country in a prejudicial manner and also its security, strategic, scientific or economic interests, commercial confidence, trade secrets, or intellectual property, information causing breach of privilege of Parliament or the State Legislature, information forbidden to be published by any court of law etc. It also includes provisions for protecting the privacy of an individual. Furthermore, certain intelligence and security organizations have been exempted from disclosure of information, except information pertaining to allegations of corruption and human rights violations. Moreover, wherever the

competent authority feels that larger public interest warrants disclosure, the information may be provided.

1.2.4 Suo-Motu Disclosure

Section 4 of the Act provides for obligations of PAs regarding mandatory disclosure on various aspects of structure and functioning of PAs and requires that they make suo-motu disclosure in public interest through various means of communication. This is an essential ingredient for broadening and deepening of the transparency regime brought into being by the RTI Act. This Section also emphasizes the need for using electronic means for record upkeep, management and dissemination of information in order to make information easily accessible. Indeed, a robust record management is at the very heart of a transparency regime.

1.2.5 Three Tier System under RTI Act

The Act has provision of a three tier structure for enforcing the right to information.

The First tier is Central Assistant Public Information Officer/Central Public Information Officer (CAPIO/CPIO) in a PA designated under section 5 of the RTI Act. The CAPIO/CPIO is required to provide information to an RTI applicant as expeditiously as possible and in any case within 30 days of the receipt of a request as per section 7 of RTI Act, unless it is exempt from disclosure or relates to a third party or held by another PA, in which case it should be transferred to that PA within five days of the receipt of the application as per section 6 (3) of RTI Act.

The Second tier is designated as the First Appellate Authority (FAA). As per the mandate of the RTI Act, an RTI applicant who does not get the required information within the specified time or is aggrieved by the decision of CPIO may, within thirty days, address/prefer his first appeal to an officer senior in rank to CPIO in each PA. Together, the CPIO and the FAA constitute the cutting edge of this 'practical regime of information' as envisaged in the preamble of the Right to Information Act.

At the third tier, the Central Information Commission has been established as the apex appellate authority under the RTI Act 2005. An information seeker can file a second appeal before the Central Information Commission against the order of FAA, if he is not satisfied or does not receive an order from FAA within the specified time as per section 19 (3) of the RTI Act.

1.2.6 Complaint

A complaint can also be filed before the Central Information Commission, in certain circumstances as enshrined in Section 18 of the RTI Act, for reasons such as (i) where the PA has not appointed a CPIO or (ii) the CPIO has refused to accept an RTI application, or (iii) the CPIO has not given a response within the specified time limit or (iv) the CPIO has given incomplete, misleading or false information or (v) where unreasonable fee has been demanded by CPIO, etc.

1.2.7 Powers and Functions of the Central Information Commission

The RTI Act 2005 through its Sections –18, 19 and 20, prescribes the powers and functions of the Central Information Commission in dealing with appeals, complaints and penalties, respectively.

1.2.8 Preparation of Annual Report

As per section 25 of the RTI Act, the Central Information Commission is required to prepare an Annual Report after the end of each year on the implementation of the provisions of the Act during that year which is to be forwarded to the appropriate Government, which, in turn, is required to lay the report before each House of Parliament.

1.2.9 Section 25

Various clauses under Section 25 deal with preparation of the Annual Report and submission of information to the Commission by the PAs for preparation of the Annual Reports, prescribing the contents of the Annual Report as well as bestowing power on the Commission to make recommendations to the PA so as to bring practices of the PA in consonance with the provisions and the spirit of the RTI Act.

As per section 25(3), each report shall state in respect of the year to which the report relates,

- (a) the number of requests made to each PA;
- (b) the number of decisions where applicants were not entitled to check the documents pursuant to the requests, the provisions of this Act under which

these decisions were made and the number of times such provisions were invoked;

- (c) the number of appeals referred to the Central Information Commission or State Information Commission, as the case may be, for review, the nature of the appeals and the outcome of the appeals;
- (d) particulars of any disciplinary action taken against any officer in respect of the administration of this Act;
- (e) the amount of charges collected by each PA under this Act;
- (f) any facts which indicate an effort by the PAs to administer and implement the spirit and intention of this Act;
- (g) Recommendations for reform, including recommendations in respect of the particular public authorities, for the development, improvement, modernization, reform or amendment to this Act or other legislation or common law or any other matter relevant for operationalising the right to access information.

Further, as per section 25(5), if it appears to Central Information Commission that the practice of a public authority in relation to the exercise of its functions under this Act does not conform with the provisions or spirit of this Act, it may give to the authority a recommendation specifying the steps which ought in its opinion to be taken for promoting such conformity.

The Annual Report of the Commission is based on the inputs received from the PAs on the implementation of the Act.

Chapter 2

Analysis of RTI Regime: Implementation of RTI Act by Public Authorities in 2020-21

2.1 Institutional Arrangements

2.1.1 In order to fulfill its mandate of preparation and forwarding of the Annual Report to Appropriate Government, the Central Information Commission invites online quarterly returns from the PAs in a prescribed pro-forma in accordance with **Section 25(3)** of the RTI Act. All PAs, as defined under **Section 2(h)** of the RTI Act, are required to be registered with the Commission for this purpose.

2.1.2 Registration of Public Authorities

It is expected that all entities qualifying as PA are registered with the Central Information Commission by the concerned Ministries/Departments. It is, however, possible that some entities might not have been registered as PAs. Whenever any complaint of this nature is received, the Commission can, after hearing, give directions to concerned Ministry/Department to register an entity as a PA. The Commission has also taken a pro-active role and directed that a uniform pattern be followed while registering an entity as a PA by merging similar types of PAs. However, it is clarified that the right for inclusion and deletion of any PA vests with the controlling Ministries/ Departments.

2.1.3 Submission of Quarterly Returns

Every PA is required to submit four quarterly returns for assessment of their performance during a year. PA, which fails to submit their return even for a

single quarter, is treated as defaulter for this purpose. In the present report, performance of only such PAs has been analyzed who have submitted quarterly returns for all the four quarters.

2.2 Trends in Registration of PAs and Submission of Quarterly Returns

Table 2.1 and Figure 2.1 give the trend of registration of PAs since 2005-06. The number of registered PAs may change for various reasons viz. creation/identification/deletion of PAs/directions of the Commission or various Courts etc.

Table 2.1

Number of Registered PAs and Percentage Compliance since 2005-06.

Sl. No.	Year	Total Number of PAs Registered with CIC	Number of PAs who Submitted All the Four Quarterly Returns	Number of PAs who did not submit All the Four Quarterly Returns	Percentage Compliance for Submission of Quarterly Returns
(a)	(b)	(c)	(d)	(e)	(f)=(d)x100/(c)
1	2005-06	938	837	101	89.23
2	2006-07	1412	1168	244	82.72
3	2007-08	1597	1382	215	86.54
4	2008-09	1770	1528	242	86.33
5	2009-10	1847	1427	420	77.26
6	2010-11	2149	1452	697	67.57
7	2011-12	2314	1593	721	68.84
8	2012-13	2333	1864	469	79.90

9	2013-14	2276	1651	625	72.54
10	2014-15	2030	1528	502	75.27
11	2015-16	2023	1903	120	94.07
12	2016-17	2092	1964	128	93.88
13	2017-18	2079	2079	0	100
14	2018-19	2145	2145	0	100
15	2019-20	2193	2131	62	97.17
16	2020-21	2275	2182	93	95.91

As per section 25 of the RTI Act, there is a legal requirement for the PAs to submit Quarterly Returns to the Commission. Due to efforts made by the Commission, 95.91% PAs have submitted all the four Quarterly Returns during the reporting year. The graph below depicts the performance of the PAs in respect of the statutory obligation of submitting Quarterly Returns.

Figure: 2.1

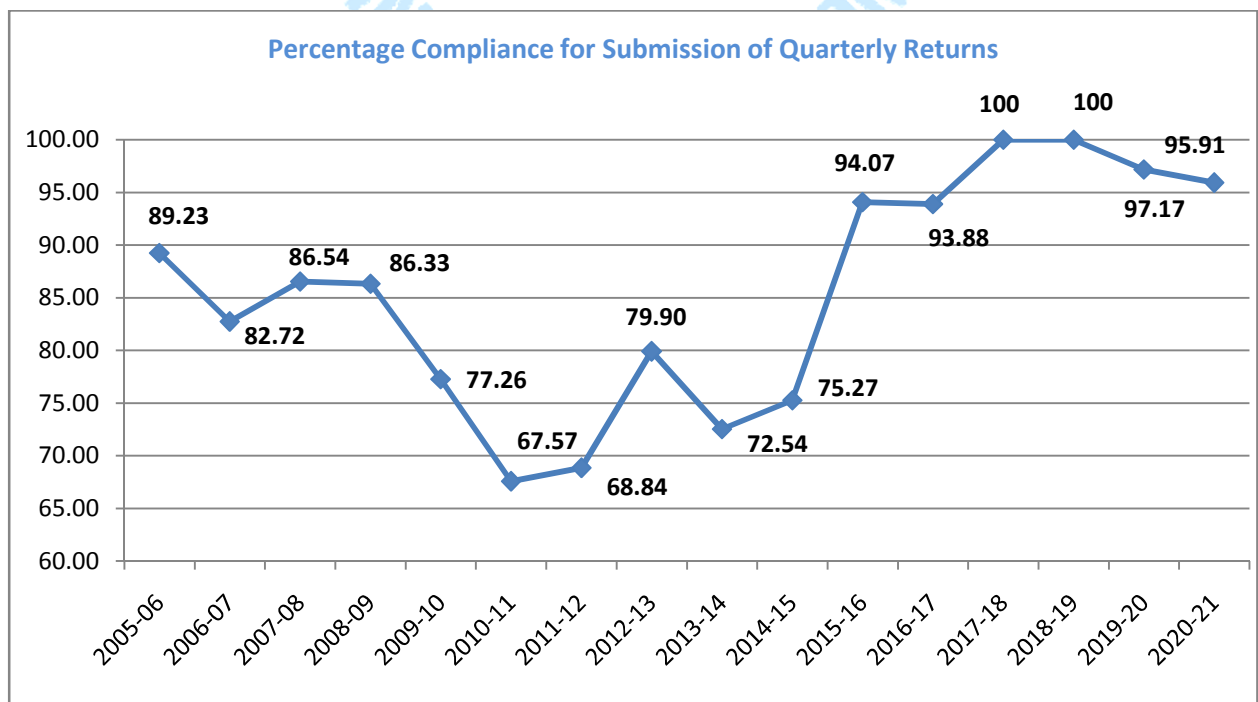


Table 2.2
Summary of Submission of Quarterly Returns

Sl. No.	Ministry/ Independent Department	Total Number of PAs	Number of PAs who Filed All the Four Quarterly Returns	Percentage Compliance (%)
1	UT of Jammu and Kashmir	40	7	17.50
2	UT of Andaman & Nicobar	2	1	50.00
3	Ministry of Youth Affairs & Sports	6	5	83.33
4	Ministry of Women & Child Development	7	6	85.71
5	Ministry of Housing & Urban Affairs	28	24	85.71
6	Department of Revenue	74	67	90.54
7	Ministry of Civil Aviation	11	10	90.91
8	Ministry of External Affairs	187	172	91.98
9	Ministry of Corporate Affairs	64	59	92.19
10	Department of Information Technology	13	12	92.31
11	Department of Pharmaceuticals	14	13	92.86
12	Ministry of Railways	30	28	93.33
13	Department of Food & Public Distribution	18	17	94.44
14	UT of Puducherry	46	44	95.65
15	Ministry of Petroleum & Natural Gas	24	23	95.83
16	Department of Animal Husbandry, Dairying and Fisheries	50	48	96.00
17	Ministry of Social Justice & Empowerment	25	24	96.00

18	Department of Commerce	32	31	96.88
19	Ministry of Environment & Forests	33	32	96.97
20	Ministry of Labour & Employment	34	33	97.06
21	Department of Health & Family Welfare	105	102	97.14
22	Ministry of Micro, Small and Medium Enterprises	60	59	98.33
23	UT of Chandigarh	67	66	98.51
24	UT of Delhi	203	200	98.52
25	Department of Financial Services	94	93	98.94
26	Department of Higher Education	192	190	98.96
27	Election Commission of India	1	1	100
28	Cabinet Secretariat	1	1	100
29	Department of Home	31	31	100
30	Department of Agriculture & Cooperation	37	37	100
31	Department of Agricultural Research & Education	114	114	100
32	Ministry of Food Processing Industries	1	1	100
33	Department of Chemicals & Petrochemicals	7	7	100
34	Ministry of Coal	13	13	100
35	Ministry of Minority Affairs	7	7	100
36	Ministry of Mines	8	8	100
37	Department of Atomic Energy	34	34	100
38	Department of Industrial Policy & Promotion	13	13	100
39	Department of Telecommunications	9	9	100
40	Department of Posts	1	1	100

41	Department of Consumer Affairs	10	10	100
42	Department of Defence	28	28	100
43	Department of Defence Production	14	14	100
44	Department of Defence Research & Development	5	5	100
45	Ministry of Development of North Eastern Region	5	5	100
46	Department of Economic Affairs	13	13	100
47	Department of Expenditure	3	3	100
48	Department of AYUSH	20	20	100
49	Ministry of Panchayati Raj	1	1	100
50	Department of Heavy Industries	22	22	100
51	Department of School Education and Literacy	10	10	100
52	Ministry of Information & Broadcasting	23	23	100
53	Department of Legal Affairs	31	31	100
54	Department of Justice	10	10	100
55	Ministry of New & Renewable Energy	6	6	100
56	Ministry of Earth Sciences	10	10	100
57	Prime Minister's Office	1	1	100
58	Ministry of Parliamentary Affairs	1	1	100
59	Department of Personnel & Training	10	10	100
60	NITI Aayog	1	1	100
61	Ministry of Power	19	19	100

62	Department of Rural Development	2	2	100
63	Department of Drinking Water and Sanitation	1	1	100
64	Department of Science & Technology	30	30	100
65	Department of Scientific & Industrial Research	46	46	100
66	Department of Bio-Technology	16	16	100
67	Department of Space	19	19	100
68	Ministry of Statistics & Programme Implementation	1	1	100
69	Ministry of Steel	14	14	100
70	Department of Shipping	19	19	100
71	Ministry of Textiles	19	19	100
72	Ministry of Tourism	25	25	100
73	Ministry of Culture	36	36	100
74	Ministry of Tribal Affairs	4	4	100
75	Ministry of Road Transport & Highways	5	5	100
76	Department of Water Resources and Ganga Rejuvenation	21	21	100
77	Department of Fertilisers	11	11	100
78	President Secretariat	1	1	100
79	Comptroller & Auditor General	1	1	100
80	UT of Dadar & Nagar Haveli	1	1	100
81	UT of Daman & Diu	1	1	100
82	UT of Lakshadweep	1	1	100

83	Vice-President Secretariat	1	1	100
84	Supreme Court of India	1	1	100
85	High Court Of Delhi	2	2	100
86	Ministry of Skill Development & Entrepreneurship	6	6	100
87	Department of Health Research	3	3	100
88	Department of Land Resources	1	1	100
89	Department of Investment and Public Asset Management	3	3	100
90	Department of Public Enterprises	1	1	100
91	Department of Administrative Reforms & PG	1	1	100
92	Department of Ex-Servicemen Welfare	1	1	100
93	Legislative department	1	1	100
94	Department of Pensions & Pensioners Welfare	1	1	100
Grand Total		2275	2182	95.91

2.3 Analysis of Quarterly Returns filed by the PAs

The PAs have to register themselves with Commission by providing various details including their category viz.:

- Independent Ministry/Department
- Department under Ministry
- Attached Office
- Subordinate Office
- Corporation
- Govt. Autonomous Body
- Govt. Company under Companies Act
- Others

Table 2.3 represents the data related to quarterly returns submitted by various PAs, category wise. It is seen that the category, Subordinate Office constituted the highest number of PAs (i.e. 941), being 41.36% of the total. The category, Corporation constituted the lowest number of PAs (i.e. 51), being 2.24% of the total.

Table 2.3

Data Related to Quarterly Returns Submitted by Various PAs

Sl. No.	Category	Number of PAs	Percentage Contribution to the Total Registration (%)	Number of Organisation who have Submitted All the Four Quarterly Returns	Percentage of PAs who have Submitted All the Four Quarterly Returns (%)
1	Independent Ministry/Department	110	4.84	109	99
2	Department Under Ministry	165	7.25	130	79
3	Attached Office	207	9.10	199	96
4	Subordinate Office	941	41.36	903	96
5	Corporation	51	2.24	50	98
6	Govt. Autonomous Body	571	25.10	567	99
7	Govt. Company Under Companies Act	74	3.25	72	97
8	Others	156	6.86	152	97

2.4 RTI Requests- Details in a Nutshell

2.4.1 Table 2.4 presents some key information about the disposal of RTI requests by PAs, viz.

- Number of registered PAs with the Commission.
- Opening balance of RTI requests.
- Number of RTI requests received during reporting year.
- Total number of RTI requests (Opening balance of RTI requests + Number of RTI requests received).
- Number of RTI requests rejected.
- Percentage of Rejection of RTI requests vis-à-vis Number of RTI requests received during the reporting year.

A significant downward trend has been noticed in the rejection of RTI requests by the PAs as shown in Table 2.4. The percentage of rejection of RTI requests for the reporting year is 3.85%, which is the lowest rejection percentage observed since inception of the Commission.

Table 2.4

Disposal of RTI Requests by PAs since 2005-06.

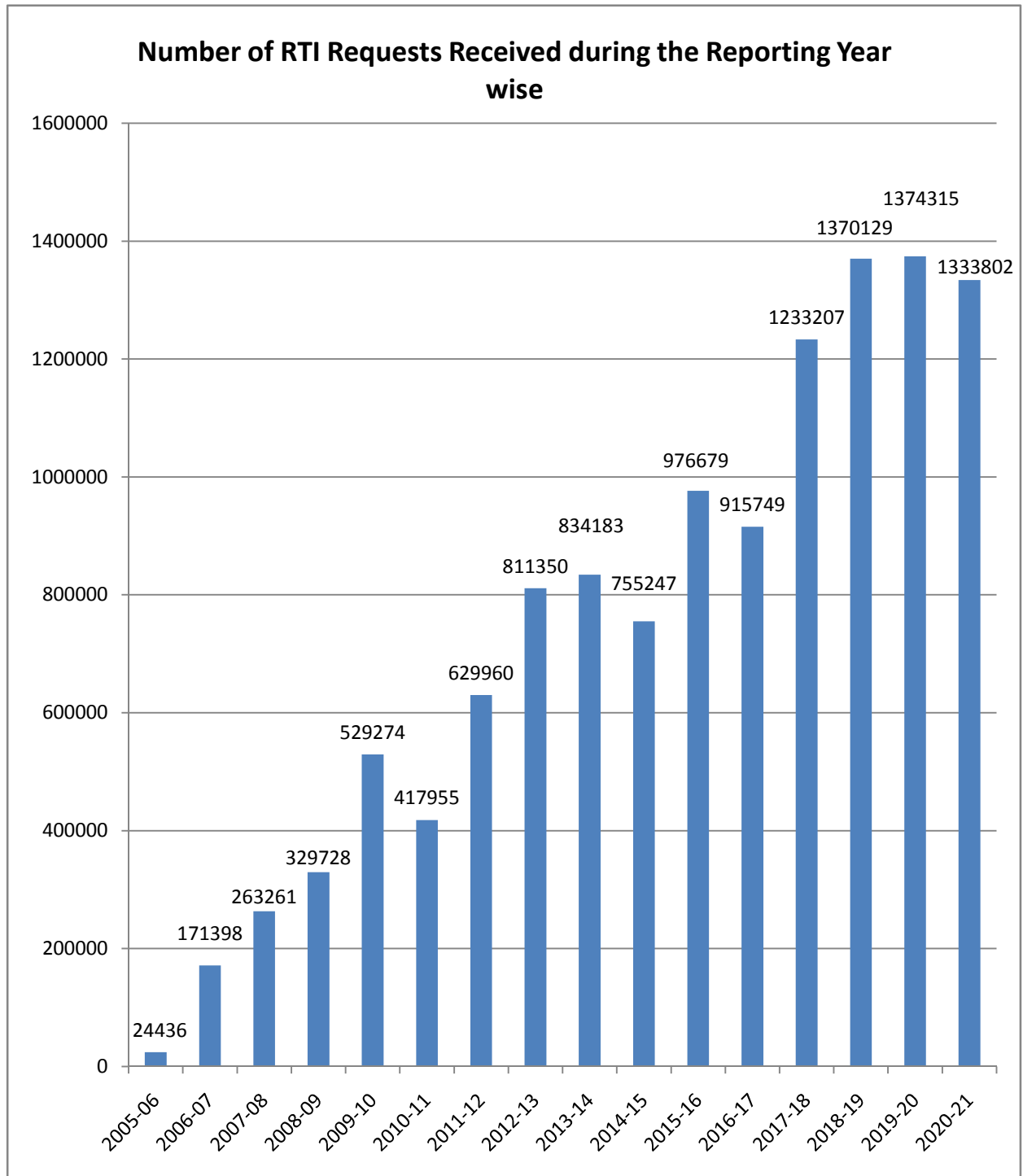
Sl. No.	Year / Key Aspects	Number of PAs Registered with the Commission	Opening Balance of RTI Requests	Number of RTI Requests Received during the Reporting Year	Total Number of RTI Requests	Number of RTI Requests Rejected	Percentage of Rejection vis-à-vis Number of RTI Requests Received during the Reporting Year (%)
(a)	(b)	(c)	(d)	(e)	(f)=(d)+(e)	(g)	(h)=(g)X100/(e)
1	2005-06	938	0	24436	24436	3387	13.9
2	2006-07	1412	12026	171398	183424	15388	9
3	2007-08	1597	23926	263261	287187	18966	7.2
4	2008-09	1770	32792	329728	362520	23954	7.26
5	2009-10	1847	97474	529274	626748	34057	6.43
6	2010-11	2149	137771	417955	555726	21413	5.1
7	2011-12	2314	76016	629960	705976	52313	8.3
8	2012-13	2333	75331	811350	886681	62231	7.7
9	2013-14	2276	128447	834183	962630	60127	7.21
10	2014-15	2030	89785	755247	845032	63351	8.39
11	2015-16	2024	188538	976679	1165217	64666	6.62
12	2016-17	2092	212430	915749	1128179	60428	6.59
13	2017-18	2079	215466	1233207	1448673	63206	5.13 (*)
14	2018-19	2145	259919	1370129	1630048	64344	4.7
15	2019-20	2193	310110	1374315	1684425	58634	4.27
16	2020-21	2275	348410	1333802	1682212	51390	3.85

(*) During 2017-18, rejection was 4% when opening balance have been taken into calculation.

2.4.2 Trend in the Receipt of RTI Requests Over the Years

The trend in the receipt of RTI requests may be seen from Figure 2.2. Figure 2.2 clearly shows the upward trend in receipt of RTI requests over the period of time.

Figure:2.2



2.4.3 Percentage Rejection of RTI Requests by Various Categories of PAs

Table 2.5 presents the data related to rejection of RTI requests by various categories of PAs during the reporting year.

Table 2.5

Data Related to Rejection of RTI Requests by Various Categories of PAs during Reporting Year (2020-21)

Sl. No.	Category of PA	Number of RTI Requests Received	Number of RTI Requests Rejected	Percentage of RTI Requests Rejected (%)
(a)	(b)	(c)	(d)	(e)=(d) X 100/(c)
1	Independent Ministry/Department	158524	6078	3.83
2	Department Under Ministry	256348	3219	1.26
3	Attached Office	222375	2969	1.34
4	Subordinate Office	366108	23175	6.33
5	Corporation	26669	615	2.31
6	Govt. Autonomous Body	209244	11894	5.68
7	Govt. Company Under Companies Act	23575	1203	5.1
8	Others	70959	2237	3.15
Total		1333802	51390	3.85

Table 2.6 presents the data related to receipt of RTI requests and rejections (In terms of number of RTI requests received) by top 20 Ministries/ Departments/ Independent PAs during the reporting year.

Table 2.6

Data Related to Receipt of RTI Requests and Rejections by the Top 20 (In Terms of Number of RTI Requests Received) Ministries/Departments/Independent Public Authorities

Sl. No.	Ministry/Department/Independent PAs	No. of RTI Requests Received	No. of RTI Requests Rejected	Percentage (%)
(a)	(b)	(c)	(d)	(e)=(d)X100/(c)
1	Ministry of Finance	170547	17252	10.12
2	Ministry of Railways	123527	1798	1.46
3	Ministry of Labour & Employment	118957	2646	2.22
4	Ministry of Communications	102085	1639	1.61
5	UT of Delhi	101647	2589	2.55
6	Ministry of Human Resource Development	85535	861	1.01
7	Ministry of Personnel, Public Grievances & Pensions	71955	1334	1.85
8	Ministry of Defence	65122	3232	5.0
9	Ministry of Corporate Affairs	63333	559	0.9
10	Ministry of Health & Family Welfare	60423	438	0.72
11	Ministry of Home Affairs	59286	8711	14.69
12	Ministry of Housing & Urban Affairs	21157	203	0.96
13	Ministry of Road Transport & Highways	18853	134	0.71
14	Ministry of Petroleum & Natural Gas	17539	565	3.22
15	Ministry of Civil Aviation	13682	208	1.52
16	Ministry of Coal	13041	519	3.98
17	UT of Chandigarh	12987	325	2.50

18	Prime Minister's Office	11686	609	5.21
19	Ministry of External Affairs	10811	583	5.39
20	Ministry of Law & Justice	10773	491	4.56

2.4.4 Sections of RTI Act Invoked while Rejecting Information Sought in the RTI Requests

Table 2.7 below gives the data related to various sections of the RTI Act which were invoked while rejecting information sought in the RTI requests by various PAs during the reporting year. Additionally, Figure 2.3 shows the comparison of percentage contribution of various such sections in rejecting the information sought for the reporting year as well as last year.

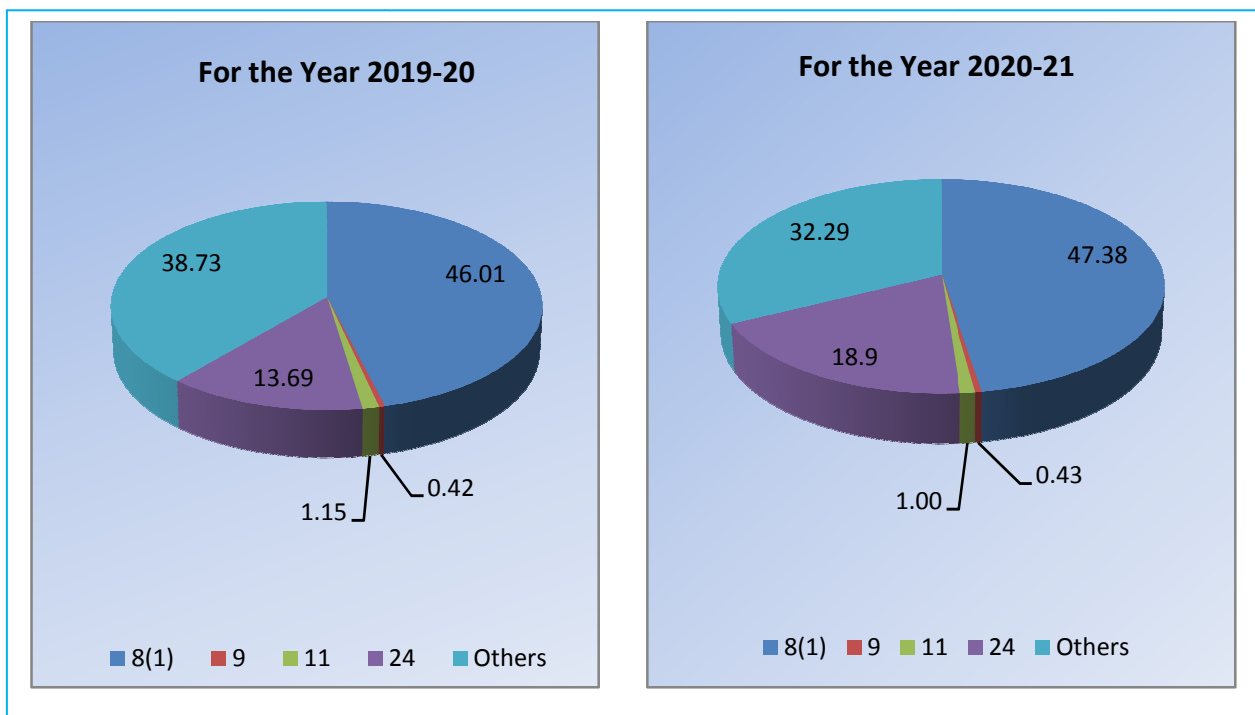
Table 2.7

Sections Invoked while Rejecting Information Sought in the RTI Requests

Sections	Number of Times Various Sections were Invoked while Rejecting Information Sought in the RTI Requests #	Percentage Contribution Over the Total (%)
8(1)	25367	47.38
9	229	0.43
11	534	1.00
24	10121	18.90
Others	17286	32.29

#Multiple Sections might have been Invoked in rejection of an RTI request.

Figure 2.3
Comparison of percentage contribution of various such sections in rejecting the information sought for the last two years



2.5 Number of First Appeals under Section 19(1) of the RTI Act 2005 and Disposal

During the reporting year, a total of 150036 first appeals were filed under Section 19 (1) of the RTI Act out of which 92982 (i.e. 61.97%) were disposed of by the designated Appellate Authorities.

2.6 Data Related to Conversion of RTI Requests into First Appeals and Second Appeals/Complaints

For this purpose, top twenty Ministries/Departments/Independent PAs (in terms of number of RTI requests received) have been selected. Table 2.8 gives the data related to conversion of RTI requests into first appeals and second appeals/ complaints for these Ministries/ Departments/ Independent PAs (in terms of number of RTI requests received).

Table 2.8**Number of RTI Requests, First Appeals and Second Appeals/Complaints received in top 20 Ministries/Departments/Independent PAs****(In terms of Number of RTI requests received)**

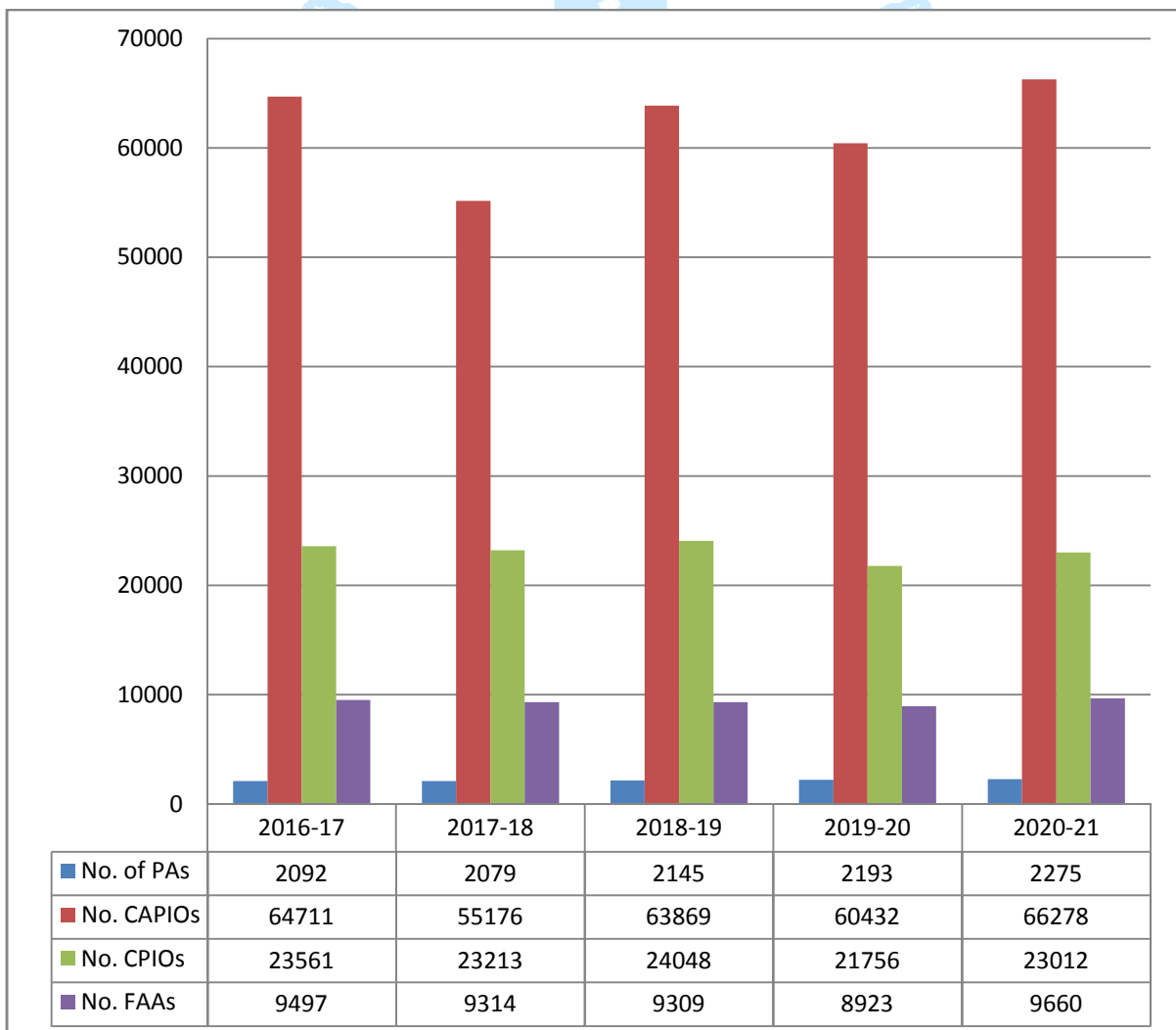
Sl. No.	Ministry/Department/ Independent Public Authority	Number of Requests Received	Number of First Appeals Received	Percentage of RTI requests converted into First Appeals (%)	Number of Second Appeals/ Complaints Received
1	Ministry of Finance	170547	21390	12.54	3798
2	Ministry of Railways	123527	10958	8.87	1372
3	Ministry of Labour & Employment	118957	6897	5.80	472
4	Ministry of Communications	102085	8137	8.0	1255
5	UT of Delhi	101647	9756	9.60	1554
6	Ministry of Human Resource Development	85535	18298	21.39	1268
7	Ministry of Personnel, Public Grievances & Pensions	71955	7352	10.22	513
8	Ministry of Defence	65122	14328	22.00	1190
9	Ministry of Corporate Affairs	63333	4924	7.77	165
10	Ministry of Health & Family Welfare	60423	3895	6.45	349
11	Ministry of Home Affairs	59286	8371	14.12	1142
12	Ministry of Housing & Urban Affairs	21157	5679	26.84	482
13	Ministry of Road Transport & Highways	18853	1562	8.29	149
14	Ministry of Petroleum & Natural Gas	17539	2295	13.09	385
15	Ministry of Civil Aviation	13682	1093	7.99	85
16	Ministry of Coal	13041	1699	13.03	318

17	UT of Chandigarh	12987	762	5.87	114
18	Prime Minister's Office	11686	2080	17.80	236
19	Ministry of External Affairs	10811	1056	9.77	149
20	Ministry of Law & Justice	10773	584	5.42	143

2.7 Data Related to CAPIOs, CPIOs and FAAs for Various PAs

Figure 2.4 represents the data related to the officials designated as CAPIOs, CPIOs, FAAs, for various PAs during the last 5 years.

Figure 2.4
Data Related to CAPIOs, CPIOs and FAAs for Various PAs

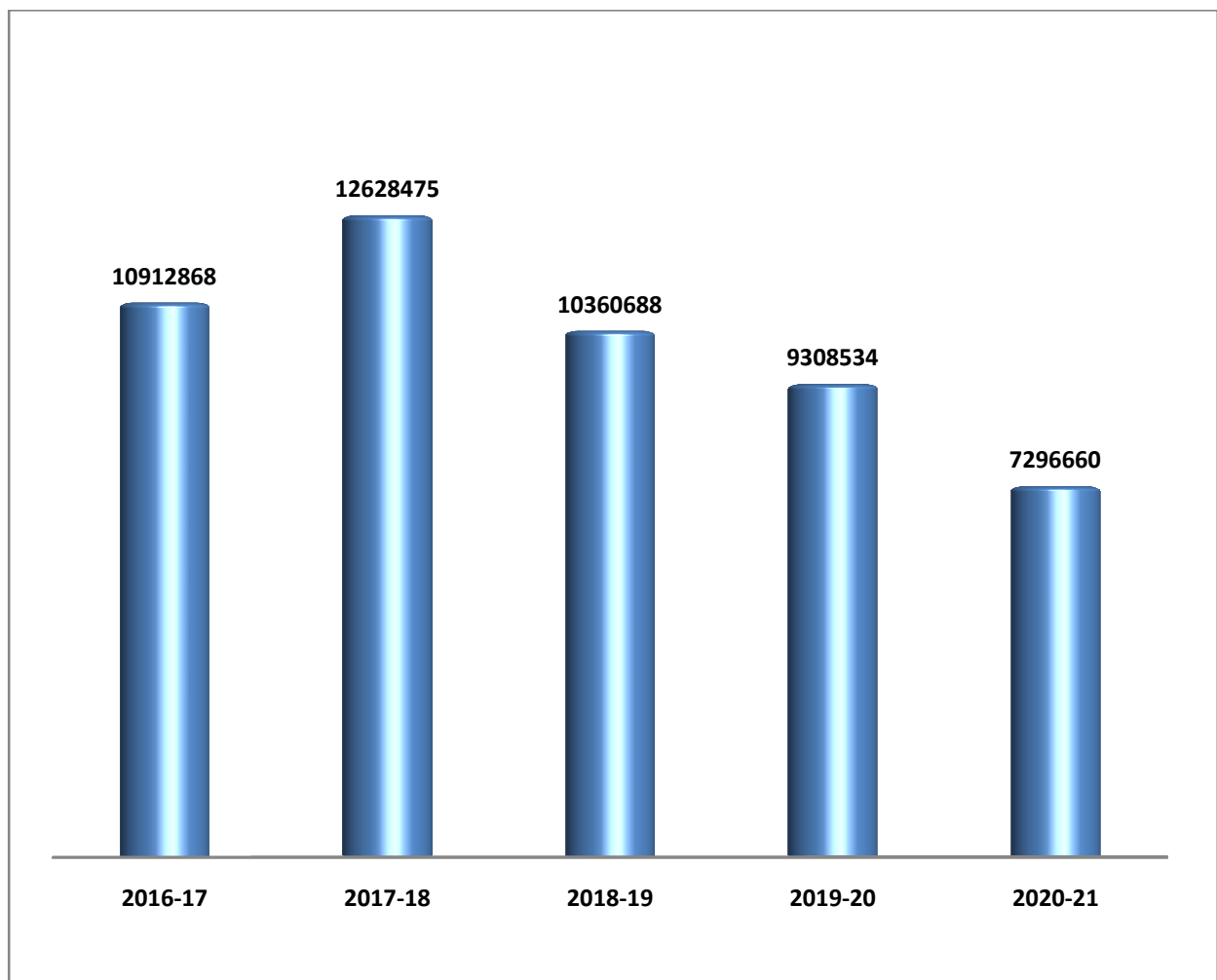


2.8 Details of Amount Collected by Various PAs

Figure 2.5 represents comparison of total amount collected by various PAs as application fees, additional charges and penalty during last five years.

Figure 2.5

Total Amount Collected by PAs (in INR)



2.9 Summary of Quarterly Returns

Table 2.9 represents the compilation of overall summary based on all the four quarterly returns submitted by various PAs during the reporting year.

Table 2.9
Overall Summary of Quarterly Returns

Sr. No.	Name	Grand Total
1	Total number of PAs	2275
2	Total number of PAs who have not submitted Annual Returns	93
3	Total number of PAs who have submitted Annual Returns	2182
4	Opening balance of Requests Received under RTI (as on 1st April 2020)	348410
5	Number of RTI requests received during year	1333802
6	Total number of RTI requests (Rows 4+5)	1682212
7	Number of RTI requests transferred to other PAs	195403
8	Total Number of Appeals Received	150036
9	Total Number of Appeals Disposed	92982
10	Decisions where Applications for Information rejected	51390 (3.85%)
11	Number of cases where disciplinary action taken against any officer in respect of administration of RTI Act	16
12	Total Amount Collected (fee + addl. charges + penalty) (Rs.)	7296660
13	Number of CAPIOs appointed by PAs	66278
14	Number of CPIOs appointed by PAs	23012
15	Number of AAs appointed by PAs	9660

16	Total of (13+14+15)				98950
17	No. of times various Provisions were invoked while Rejecting Requests	Relevant Sections of RTI Act	Section 8(1)	(a)	1024
18				(b)	73
19				(c)	44
20				(d)	4269
21				(e)	4033
22				(f)	303
23				(g)	614
24				(h)	2140
25				(i)	381
26				(j)	12486
27			Other Sections	9	229
28				11	534
29				24	10121
30	(Others)	17286			
Total (From 17 to 30)					53537

Chapter 3

Central Information Commission: Overview of Activities

This chapter presents an overview of activities undertaken by the Central Information Commission (CIC) in disposal of Appeals and Complaints, utilization of Non-Plan Budget as well as other important events during the reporting year.

3.1 Incumbents during Reporting Year

The details of Chief Information Commissioner and Information Commissioners in position during the reporting year are as follows:

Sl. No.	Chief Information Commissioner	Term of Office	
		From	To
1	Shri Bimal Julka	06-03-2020	26-08-2020
2	Shri Yashvardhan Kumar Sinha	07-11-2020	-

Sl. No.	Information Commissioner	Term of Office	
		From	To
1	Shri Divya Prakash Sinha	25-02-16	25-09-20
2	Shri Yashvardhan Kumar Sinha	01-01-19	06-11-20
3	Smt.Vanaja N Sarna	01-01-19	-
4	Shri Neeraj Kumar Gupta	01-01-19	-
5	Shri Suresh Chandra	01-01-19	-
6	Dr. Amita Pandove	06-03-20	-
7	Shri Heeralal Samariya	07-11-20	-
8	Ms. Saroj Punhani	07-11-20	-
9	Shri Uday Mahurkar	07-11-20	-

3.2 Disposal of Appeals/Complaints filed with the Central Information Commission - Automatic Generation of Data

3.2.1 To facilitate reporting of pendency and disposal figures on real time basis, the workflow system has been modified. This has resulted in automatic generation of opening balances of pending cases. This includes figures on registration, disposal and closing balance of cases at the end of a particular reference period. The system now generates expandable hyperlink for details of the cases in all four categories i.e. opening balance, registration, disposal and closing balance. Particulars of file number, name of appellant/complainant, PA, date of registration, date of hearing and the date of disposal are shown against each of the above categories. The details mentioned above can also be now shown against each Information Commissioner, unlike earlier manual arrangements which provided details in respect of the CIC as a whole. The process has resulted in generating the reporting figures on real time basis. The details can be seen under the hyperlink at www.cic.gov.in.

3.2.2 Registration/Disposal

The database regarding registration/disposal of the cases during the reporting year in the CIC is as follows:

Number of Second Appeals/Complaints Registered during reporting year	19183
Number of Second Appeals/Complaints disposed during reporting year	17017
Number of Second Appeals/Complaints pending for disposal as on 1 st April of reporting year	38116

3.3 Imposition and Realization of Penalty by CIC during Reporting Year

3.3.1 During the reporting year, CIC imposed penalties amounting to ₹ 14,86,750/- under Section 20(1) of the RTI Act, 2005. An amount of ₹ 11,14,225/- has been received against the penalties imposed by the Commission.

3.4 Status of RTI Applications and First Appeals in the Commission

3.4.1 The RTI Cell of CIC received a total of 1905 RTI applications seeking various information from the Central Public Information Officer during the reporting year. Out of these, 183 RTI applications were closely related to the functioning of other public authorities (PAs) and were transferred. CIC did not reject any RTI request for information sought. The Commission received a total of 7,110/- Rupees as offline RTI application fees and additional charges during the reporting year.

3.4.2 During the reporting year, 416 appeals were filed before the First Appellate Authority of CIC u/s 19(1) of the Act which comprised around 21.83% of the total RTI applications received. The First Appellate Authority of CIC disposed off 393 first appeals during the reporting year.

3.5 Initiatives by CIC

3.5.1 e-Court and Video Conferencing

The e-Court and video conferencing facility were established in the Commission in the Year 2016. After appeal/complaint in e-book form reaches the Information Commissioner(s), the case is scheduled for hearing through the software. When the hearing is scheduled, the system generates SMS/e-mail alert to the applicant,

besides generating physical notice of hearing. Subsequently, the system generates SMS as well as e-mail alerts for the applicant at the stage of uploading of decision on the CIC's website. Decisions are also sent in the physical form to the applicants and CPIOs.

CIC offers the facility of hearing through Video Conferencing in National Informatics Centre (NIC) studio at almost all district headquarters in the country. This enables applicants and concerned officer(s) of PAs from across the country to attend the hearings at the NIC studio in a nearby district headquarters, instead of coming to the Commission.

The aforesaid facilities have been maintained in the Commission and running smoothly.

With setting up of own studio of CIC, the number and quality of Video Conferences have improved. During the reporting year, 6441 Video Conference sessions were conducted by CIC.

During the Covid Pandemic, particularly during the various stages of lockdown and after a large number of hearings were held through Audio mode

3.5.2 Transparency Audit

Department of Personnel & Training issued guidelines vide OM No. 1/6/2011-IR dated 07/11/2019 to all the PAs to get their proactive disclosure package audited every year. In the year 2019-20, the Central Information Commission developed software for facilitating such audit.

In the year 2020-21, 754 PAs have communicated their Audit Report of proactive disclosure to Central Information Commission through software.

It is found that out of 754 PAs, 131 PAs got Grade A, 128 PAs got Grade B, 96 PAs got Grade C, 89 PAs got grade D and 310 PAs got Grade E. The Central Information Commission has also given comments/recommendations through software to concerned PAs on Audit Report.

3.5.3 Seminars / Webinars

CIC has been organizing seminars and conferences on subjects of interests from the point of view of transparency. The faculty and students of MIT School of Government, Pune visited the Commission on 11.03.2021 and interacted with Chief Information Commissioner, Shri Y.K. Sinha. The Chief Information Commissioner apprised them about salient features of RTI Act, its implementation, its importance and its benefits in present scenario.

3.5.4 Internship Programme

CIC encourages law students to undergo an internship with the Commission wherein they are attached with the Commission to learn and contribute to the functioning of the Commission. The internship programme of the Commission has been designed for minimum period of one month, during which interns are given a research topic on which they prepare a detailed paper. During the reporting year, 03 law students underwent internship programme.

3.6 Publicity of the RTI Act, 2005

The following activities are carried out for publicity of the RTI Act, 2005:

- a) Holding of Annual Convention.
- b) Publicity and Advertisement of themes and Issues related to the Conventions to be done through audio-visual and print media.

3.7 Annual Convention of the Central Information Commission

The Commission has been organizing Annual Conventions since 2006, as a major event. These Conventions not only provide an opportunity and a forum for stakeholders to meet and discuss about critical issues related to transparency, governance, information rights and other related issues but also contribute significantly toward the broadening and deepening of the RTI regime. However, Annual Convention could not be organized in 2020-21 due to COVID-19 pandemic.

During the last 3 years, an expenditure of rupees 45.01 lakhs was incurred against an allocation of rupees 45.09 lakhs as per the details given below:-

Preparation of Publicity Material	2018-19 (In lakhs of rupees)	2019-20 (In lakhs of rupees)	2020-21 (In lakhs of rupees)	Total (In lakhs of rupees)
Allocation	22.09	23	NIL	45.09
Expenditure	22.09	22.92	NIL	45.01

3.8 Oath of office of the Chief Information Commissioner and Information Commissioner

The Hon'ble President of India administered the oath of office to Shri Yashvardhan Kumar Sinha as Chief Information Commissioner in the Central Information Commission in a ceremony held on November 7, 2020 at Rashtrapati Bhavan.



Oath taking ceremony of Shri Yashvardhan Kumar Sinha (Chief Information Commissioner)



Oath taking ceremony of Shri Yashvardhan Kumar Sinha (Chief Information Commissioner)



Oath taking ceremony of Shri Yashvardhan Kumar Sinha (Chief Information Commissioner)



Oath taking ceremony of Shri Yashvardhan Kumar Sinha (Chief Information Commissioner)

Shri Heeralal Samariya, Ms. Saroj Punhani and Shri Uday Mahurkar were administered the oath of office of the Information Commissioner, Central Information Commission (CIC) by the Chief Information Commissioner, Shri Yashvardhan Kumar Sinha on 07th November, 2020.



Oath taking ceremony of Shri Heeralal Samariya (Information Commissioner)



Oath taking ceremony of Ms. Saroj Punhani (Information Commissioner)



Oath taking ceremony of Shri Uday Mahurkar (Information Commissioner)



Current Chief Information Commissioner and Information Commissioners in CIC



3.9 Allocation of Budget and Expenditure

3.9.1 Non-Plan (Revenue) - Establishment

Non – Plan Revenue (Figures in Lakhs of Rupees)

Sl. No.	Head of Account	2019-20		2020-21	
		Final Allocation	Expenditure	Final Allocation	Expenditure
(1)	(2)	(3)	(4)	(5)	(6)
1	Salaries	615.00	612.09	593.00	590.86
2	Wages	343.65	343.52	342.00	339.77
3	Over Time Allowance	1.00	0.83	0.50	0.04
4	Medical Treatment	35.80	34.89	25.00	22.69
5	Domestic Travel Expenses	12.50	11.55	8.00	6.61
6	Foreign Travel Expenses	0.00	0.00	0.00	0.00
7	Office Expenses	599.00	585.55	612.00	545.02
8	R.R. & T	10.35	10.35	9.37	9.37
9	Publication	11.70	2.93	7.00	0.29
10	OAE	33.00	22.06	9.00	8.94
11	Minor Works	265.00	264.34	379.00	375.74
12	Prof. Services	295.00	293.31	275.00	273.50
13	Information Technology	150.00	132.29	172.00	168.80
14	SAP	30.00	29.54	15.00	11.18
	Total:	2402.00	2343.25	2446.87	2352.81

List of Abbreviations

Acronym	Definition
AA	Appellate Authorities
AppCoMS	Appeal, Complaints Management and Locator System
CAPIOs	Central Assistant Public Information Officers
CIC	Central Information Commission
CPIO	Central Public Information Officer
CPIOs	Central Public Information Officers
Cr	Crore
DoPT	Department of Personnel and Training
FAA	First Appellate Authority
FAAs	First Appellate Authorities
GOI	Government of India
IC	Information Commissioner
INR	Indian Rupee
IT	Information Technology
NBCC	National Building Construction Corporation
NIC	National Informatics Centre
NICS	National Informatics Centre Services Incorporated
No.	Number
OAE	Other Administrative Expenses
PA	Public Authority
PAs	Public Authorities
R.R. & T	Rent, Rate and Taxes
RTI	Right to Information
Sl. No.	Serial Number
u/s	Under Section
UT	Union Territory





Annexure



Annexure - 1

Ministry wise and Public Authority-wise Abstract of online Annual Returns

Sr. No.	Name				Grand Total
1	Total number of Public Authorities				2275
2	Total number of Public Authorities who have not submitted Annual Returns				93
3	Total number of Public Authorities who have submitted Annual Returns				2182
4	Opening balance of Requests Received under RTI (as on 1st April 2020)				348410
5	Number of RTI requests received during year				1333802
6	Total number of RTI requests (Rows 4+5)				1682212
7	Number of RTI requests transferred to other Public Authorities				195403
8	Total Number of Appeals Received				150036
9	Total Number of Appeals Disposed				92982
10	Decisions where Applications for Information rejected				51390 (3.85%)
11	Number of cases where disciplinary action taken against any officer in respect of administration of RTI Act				16
12	Total Amount Collected (fee + addl. charges + penalty) (Rs.)				7296660
13	Number of CAPIOs appointed by Public Authorities				66278
14	Number of CPIOs appointed by Public Authorities				23012
15	Number of AAs appointed by Public Authorities				9660
16	Total of (13+14+15)				98950
17	No. of times various Provisions were invoked while Rejecting Requests	Relevant Sections of RTI Act 2005	Section 8(1)	(a)	1024
18				(b)	73
19				(c)	44
20				(d)	4269
21				(e)	4033
22				(f)	303
23				(g)	614
24				(h)	2140
25				(i)	381
26				(j)	12486
27			Other Sections	9	229
28				11	534
29				24	10121
30	(Others)	17286			
Total (From 17 to 30)					53537

Note :- The above data has been compiled based on the Quarterly reports submitted by Public Authorities on AppComs Software which is completed after the end of the financial year. In case any public authority does not enter the data the same will not be reflected in our Software/Annual Report.

Sr. No	Ministry/Department/Organisation			1		2		3				
				Election Commission of India	Ministry Total	Cabinet Secretariat	Ministry Total					
1	Opening Balance Of Requests Received Under RTI (As On 1st April)			70	70	9	9					
2	No.Of Requests Received			2772	2772	1972	1972					
3	Total No.Of Requests (Column 1+2)			2842	2842	1981	1981					
4	No. Of Cases Transferred To Other PAs U/S 6(3)			762	762	1193	1193					
5	Total No.Of Appeals Received			108	108	169	169					
6	Total No.Of Appeals Disposed			8	8	54	54					
7	Decisions Where Applications For Information Rejected			0	0	429 (22%)	429 (22%)					
8	Number Of Cases Where Disciplinary Action Taken Against Any Officer In Respect Of Administration Of RTI Act			0	0	0	0					
9	Fee(Application) Collected (Rs.)			7490	7490	4500	4500					
10	Addl.Charges Collected (Rs.)			27144	27144	518	518					
11	Penalty Collected (Rs.)			0	0	0	0					
12	Total Amount Collected (Fee+Addl. Charges +Penalty) (Rs.)			34634	34634	5018	5018					
13	No. CAPIO's Appointed (A)			1	1	0	0					
14	No. CPIO's Appointed (B)			32	32	15	15					
15	No. FAA's Appointed (C)			2	2	13	13					
16	Total (A+B+C)			35	35	28	28					
17	*	**	Section 8(1)	a	0	0	0	0				
18				b	0	0	0	0				
19				c	0	0	0	0				
20				d	0	0	0	0				
21				e	0	0	0	0				
22				f	0	0	0	0				
23				g	0	0	0	0				
24				h	0	0	0	0	5	5		
25				i	0	0	0	0	22	22		
26				j	0	0	0	0	1	1		
27				9	0	0	0	0	0	0		
28				11	0	0	0	0	0	0		
29				24	0	0	0	0	13	13		
30	other	0	0	0	0	18	18					
Total (17 to 30)				0	0	59	59					

* No. of times various Provisions were invoked while Rejecting Requests

** Relevant Sections of RTI Act 2005

Note :- The above data has been compiled based on the Quarterly reports submitted by Public Authorities on AppComs Software which is completed after the end of the financial year. In case any public authority does not enter the data the same will not be reflected in our Software/Annual Report.

Sr. No	Ministry/Department/Organisation			Department of Agriculture & Cooperation											
				3.1	3.1.1	3.1.2	3.1.3	3.1.4	3.1.5	3.1.6	3.1.7	3.1.8			
				Department of Agriculture & Cooperation		All India Soil & Land Use Survey(AISLUS), New Delhi	Central Farm Machinery Training & Testing Institute	Central Fertiliser Quality Control & Training Institute	Central Institute of Horticulture	Coconut Development Board	Commission for Agricultural Cost & Prices(CACP)	Directorate of Arecanut and Spices Development			
1	Opening Balance Of Requests Received Under RTI (As On 1st April)			164	17	0	0	0	13	16	0				
2	No.Of Requests Received			0	148	42	13	16	91	159	10				
3	Total No.Of Requests (Column 1+2)			164	165	42	13	16	104	175	10				
4	No. Of Cases Transferred To Other PAs U/S 6(3)			0	7	1	0	5	0	0	3				
5	Total No.Of Appeals Received			38	9	5	0	0	5	0	0				
6	Total No.Of Appeals Disposed			38	5	5	0	0	5	0	0				
7	Decisions Where Applications For Information Rejected			0	0	0	0	4 (25%)	0	0	0				
8	Number Of Cases Where Disciplinary Action Taken Against Any Officer In Respect Of Administration Of RTI Act			0	0	0	0	0	0	0	0				
9	Fee(Application) Collected (Rs.)			2950	1370	390	0	140	320	0	0				
10	Addl.Charges Collected (Rs.)			29735	0	96	0	0	338	0	0				
11	Penalty Collected (Rs.)			0	0	0	0	0	0	0	0				
12	Total Amount Collected (Fee+Addl. Charges +Penalty) (Rs.)			32685	1370	486	0	140	658	0	0				
13	No. CAPIO's Appointed (A)			0	0	0	1	0	7	0	0				
14	No. CPIO's Appointed (B)			67	1	1	1	0	1	0	0				
15	No. FAA's Appointed (C)			42	1	1	1	0	1	0	0				
16	Total (A+B+C)			109	2	2	3	0	9	0	0				
17	*	**	Section 8(1)	a	0	0	0	0	0	0	0				
18				b	0	0	0	0	0	0	0	0	0		
19				c	0	0	0	0	0	0	0	0	0		
20				d	0	0	0	0	0	0	0	0	0		
21				e	0	0	4	0	0	0	0	0	0		
22				f	0	0	0	0	0	0	0	0	0		
23				g	0	0	0	0	0	0	0	0	0		
24				h	0	0	0	0	0	0	0	0	0		
25				i	0	0	0	0	0	0	0	0	0		
26				j	0	0	13	0	0	0	0	0	0		
27				9	0	0	0	0	0	0	0	0	0		
28				11	0	0	0	0	0	0	0	0	0		
29				24	0	0	0	0	0	0	0	0	0		
30	other	0	0	0	0	0	0	0	0	0					
Total (17 to 30)				0	0	17	0	0	0	0	0				

* No. of times various Provisions were invoked while Rejecting Requests

** Relevant Sections of RTI Act 2005

Note :- The above data has been compiled based on the Quarterly reports submitted by Public Authorities on AppComs Software which is completed after the end of the financial year. In case any public authority does not enter the data the same will not be reflected in our Software/Annual Report.

Sr. No	Ministry/Department/Organisation																		
			3.1.9	3.1.10	3.1.11	3.1.12	3.1.13	3.1.14	3.1.15	3.1.16	3.1.17	3.1.18	3.1.19	3.1.20	3.1.21	3.1.22	3.1.23		
			Directorate of Cashewnut and Cocoa Development	Directorate of Cotton Development	Directorate of Economics and Statistics	Directorate of Extension	Directorate of Jute Development	Directorate of Marketing And Inspection	Directorate of Millets Development	Directorate of Oilseeds Development	Directorate of Plant Protection Quarantine & Storage	Directorate of Pulses Development	Directorate of Rice Development	Directorate of Sugarcane Development	Directorate of Wheat Development	Mahalanobis National Crop Forecast Centre	National Centre for Cold Chain Development		
1	Opening Balance Of Requests Received Under RTI (As On 1st April)		11	0	7	0	1	0	0	0	0	0	38	0	0	0	0		
2	No.Of Requests Received		3	3	260	97	2	116	0	7	194	2	42	30	4	0	2		
3	Total No.Of Requests (Column 1+2)		14	3	267	97	3	116	0	7	194	2	80	30	4	0	2		
4	No. Of Cases Transferred To Other PAs U/S 6(3)		0	0	93	4	0	15	0	0	24	0	0	1	2	0	1		
5	Total No.Of Appeals Received		0	0	9	9	0	21	0	1	0	0	0	0	0	0	0		
6	Total No.Of Appeals Disposed		0	0	7	9	0	21	0	1	0	0	0	0	0	0	0		
7	Decisions Where Applications For Information Rejected		0	0	31 (12%)	0	0	0	0	0	1 (1%)	0	0	26 (87%)	0	0	0		
8	Number Of Cases Where Disciplinary Action Taken Against Any Officer In Respect Of Administration Of RTI Act		0	0	0	0	0	0	0	0	0	0	0	0	0	0	0		
9	Fee(Application) Collected (Rs.)		30	0	640	80	0	40	0	70	790	0	0	0	20	0	0		
10	Addl.Charges Collected (Rs.)		0	0	222	0	0	0	0	0	0	0	0	0	0	0	0		
11	Penalty Collected (Rs.)		0	0	0	0	0	0	0	0	0	0	0	0	0	0	0		
12	Total Amount Collected (Fee+Addl. Charges +Penalty) (Rs.)		30	0	862	80	0	40	0	70	790	0	0	0	20	0	0		
13	No. CAPIO's Appointed (A)		0	2	1	0	0	21	0	0	0	1	1	0	1	0	0		
14	No. CPIO's Appointed (B)		0	2	1	1	1	21	0	2	0	2	1	1	1	1	1		
15	No. FAA's Appointed (C)		0	1	1	1	1	3	0	1	0	1	1	1	0	1	1		
16	Total (A+B+C)		0	5	3	2	2	45	0	3	0	4	3	2	2	2	2		
17	*	**	Section 8(1)	a	0	0	0	0	0	0	0	0	0	0	0	0	0		
18				b	0	0	0	0	0	0	0	0	0	0	0	0	0	0	0
19				c	0	0	0	0	0	0	0	0	0	0	0	0	0	0	0
20				d	0	0	0	0	0	0	0	0	0	0	0	0	0	0	0
21				e	0	0	0	1	0	0	0	0	0	0	0	0	0	0	0
22				f	0	0	0	0	0	0	0	0	0	0	0	0	0	0	0
23				g	0	0	0	0	0	0	0	0	0	0	0	0	0	0	0
24				h	0	0	0	0	0	0	0	0	0	0	0	0	0	0	0
25				i	0	0	0	0	0	0	0	0	0	0	0	0	0	0	0
26				j	0	0	0	1	0	0	0	0	0	0	0	0	0	0	0
27				9	0	0	0	0	0	0	0	0	0	0	0	0	0	0	0
28				11	0	0	0	0	0	0	0	0	0	0	0	0	0	0	0
29				24	0	0	0	0	0	0	0	0	0	0	0	0	0	0	0
30	other	0	0	11	0	0	0	0	0	0	0	0	0	0	0	0			
Total (17 to 30)			0	0	11	2	0	0	0	0	0	0	0	0	0	0	0		

* No. of times various Provisions were invoked while Rejecting Requests

** Relevant Sections of RTI Act 2005

Note :- The above data has been compiled based on the Quarterly reports submitted by Public Authorities on AppComs Software which is completed after the end of the financial year. In case any public authority does not enter the data the same will not be reflected in our Software/Annual Report.

Sr. No	Ministry/Department/Organisation													3.1.24	3.1.25	3.1.26	3.1.27	3.1.28	3.1.29	3.1.30	3.1.31	3.1.32	3.1.33	3.1.34	3.1.35	3.1.36	3.1.37	
														National Centre of Organic Farming	National Cooperative Development Corporation	National Horticulture Board(NHB)	National Institute of Agricultural Extension Mgmt.(MANAGE)	National Institute of Agricultural Marketing(NIAM)	National Institute of Plant Health Management	National Seeds Corporation Ltd.	National Seeds Research & Training Centre (NSRTC)	North Eastern Regional Farm Machinery Training & Testing Instt.	Northern Region Farm Machinery Training & Testing Institute	Protection of Plant Varieties and Farmers Rights Authority	Small Farmers Agri Business Consortium	Southern Region Farm Machinery Training and Testing Institute	National Rainfed Area Authority	
1	Opening Balance Of Requests Received Under RTI (As On 1st April)													73	1	4	2	3	1	1	0	10	29	0	250	0	0	
2	No.Of Requests Received													51	96	168	22	2	13	249	3	3	11	10	89	27	2	
3	Total No.Of Requests (Column 1+2)													124	97	172	24	5	14	250	3	13	40	10	339	27	2	
4	No. Of Cases Transferred To Other PAs U/S 6(3)													1	1	0	1	0	0	13	0	0	0	0	0	0	0	0
5	Total No.Of Appeals Received													5	9	17	0	0	1	25	0	0	0	0	10	0	0	
6	Total No.Of Appeals Disposed													5	9	17	0	0	1	13	0	0	0	0	0	0	0	
7	Decisions Where Applications For Information Rejected													3 (6%)	0	0	4 (18%)	0	0	12 (5%)	0	0	0	0	0	0	0	0
8	Number Of Cases Where Disciplinary Action Taken Against Any Officer In Respect Of Administration Of RTI Act													0	0	0	0	0	0	0	0	0	0	0	0	0	0	
9	Fee(Application) Collected (Rs.)													450	930	290	190	70	20	540	0	0	50	50	0	170	0	
10	Addl.Charges Collected (Rs.)													78	0	1080	0	0	0	3090	0	0	540	0	0	332	0	
11	Penalty Collected (Rs.)													0	0	0	0	0	0	0	0	0	0	0	0	0	0	
12	Total Amount Collected (Fee+Addl. Charges +Penalty) (Rs.)													528	930	1370	190	70	20	3630	0	0	590	50	0	502	0	
13	No. CAPIO's Appointed (A)													1	1	1	0	1	0	0	0	0	0	0	1	0	0	
14	No. CPIO's Appointed (B)													10	1	27	0	1	1	17	0	1	1	1	1	1	0	
15	No. FAA's Appointed (C)													10	1	1	0	0	1	6	0	1	0	1	0	1	0	
16	Total (A+B+C)													21	3	29	0	2	2	23	0	2	1	2	2	2	0	
17	*	**	Section 8(1)	a	0	0	0	0	0	0	0	0	0	0	0	0	0	0	0	0	0	0	0	0				
18				b	0	0	0	0	0	0	0	0	0	0	0	0	0	0	0	0	0	0	0	0	0	0		
19				c	0	0	0	0	0	0	0	0	0	0	0	0	0	0	0	0	0	0	0	0	0	0	0	
20				d	0	0	0	0	0	0	1	0	0	0	0	0	0	0	0	0	0	0	0	0	0	0	0	
21				e	0	0	0	0	0	0	2	0	0	0	0	0	0	0	0	0	0	0	0	0	0	0	0	
22				f	0	0	0	0	0	0	0	0	0	0	0	0	0	0	0	0	0	0	0	0	0	0	0	
23				g	0	0	0	0	0	0	0	0	0	0	0	0	0	0	0	0	0	0	0	0	0	0	0	
24				h	0	0	0	0	0	0	0	0	0	0	0	0	0	0	0	0	0	0	0	0	0	0	0	
25				i	0	0	0	0	0	0	0	0	0	0	0	0	0	0	0	0	0	0	0	0	0	0	0	
26				j	0	0	0	0	0	0	2	2	0	0	0	0	0	0	0	0	0	0	0	0	0	0	0	
27				Other Sections			9	0	0	0	0	0	0	0	0	0	0	0	0	0	0	0	0	0	0	0	0	
28							11	0	0	0	0	0	0	0	0	0	0	0	0	0	0	0	0	0	0	0	0	
29							24	0	0	0	0	0	0	0	0	0	0	0	0	0	0	0	0	0	0	0	0	
30				other	3	0	0	0	0	0	0	10	0	0	0	0	0	0	0	0	0	0	0	0				
Total (17 to 30)					3	0	0	0	0	5	12	0	0	0	0	0	0	0	0	0	0	0	0	0				

* No. of times various Provisions were invoked while Rejecting Requests

** Relevant Sections of RTI Act 2005

Note :- The above data has been compiled based on the Quarterly reports submitted by Public Authorities on AppComs Software which is completed after the end of the financial year. In case any public authority does not enter the data the same will not be reflected in our Software/Annual Report.

Sr. No	Ministry/Department/Organisation		Department Total	Department of Agricultural Research & Education													
				3.2	3.2.1	3.2.2	3.2.3	3.2.4	3.2.5	3.2.6	3.2.7	3.2.8	3.2.9	3.2.10	3.2.11	3.2.12	
1	Opening Balance Of Requests Received Under RTI (As On 1st April)		641	50	55	0	2	4	0	0	1	1	0	0	1		
2	No.Of Requests Received		1987	1394	250	17	83	20	10	27	10	38	27	6	22		
3	Total No.Of Requests (Column 1+2)		2628	1444	305	17	85	24	10	27	11	39	27	6	23		
4	No. Of Cases Transferred To Other PAs U/S 6(3)		172	131	191	2	1	0	0	1	0	0	0	4	0		
5	Total No.Of Appeals Received		164	137	0	0	19	0	2	0	0	1	6	0	1		
6	Total No.Of Appeals Disposed		136	116	0	0	19	0	2	0	0	1	6	0	1		
7	Decisions Where Applications For Information Rejected		81 (4%)	24 (2%)	2 (1%)	0	0	5 (25%)	0	0	0	0	1 (4%)	0	3 (14%)		
8	Number Of Cases Where Disciplinary Action Taken Against Any Officer In Respect Of Administration Of RTI Act		0	0	0	0	0	0	0	0	0	0	0	0	0		
9	Fee(Application) Collected (Rs.)		9600	370	0	110	150	50	150	50	0	430	360	10	170		
10	Addl.Charges Collected (Rs.)		35511	854	0	0	0	0	0	0	0	0	382	0	0		
11	Penalty Collected (Rs.)		0	0	0	0	0	0	0	0	0	0	0	0	0		
12	Total Amount Collected (Fee+Addl. Charges +Penalty) (Rs.)		45111	1224	0	110	150	50	150	50	0	430	742	10	170		
13	No. CAPIO's Appointed (A)		40	0	0	0	9	0	0	2	0	0	0	0	0		
14	No. CPIO's Appointed (B)		168	42	0	1	1	18	2	1	1	6	2	12	1		
15	No. FAA's Appointed (C)		81	32	0	0	1	0	1	1	1	0	0	1	1		
16	Total (A+B+C)		289	74	0	1	11	18	3	4	2	6	2	13	2		
17	*	**	Section 8(1)	a	0	0	0	0	0	0	0	0	0	0	0		
18				b	0	0	0	0	0	0	0	0	0	0	0	0	0
19				c	0	0	0	0	0	0	0	0	0	0	0	0	0
20				d	1	0	0	0	0	0	0	0	0	0	0	0	0
21				e	7	0	0	0	0	0	0	0	0	0	0	0	0
22				f	0	0	0	0	0	0	0	0	0	0	0	0	0
23				g	0	8	0	0	0	0	0	0	0	0	0	0	0
24				h	0	9	0	0	0	0	0	0	0	0	0	0	0
25				i	0	0	0	0	0	0	0	0	0	0	0	0	0
26				j	18	13	0	0	0	0	0	0	0	0	0	0	0
27				9	0	0	0	0	0	0	0	0	0	0	0	0	0
28				11	0	0	0	0	0	0	0	0	0	0	0	0	0
29				24	0	0	0	0	0	0	0	0	0	0	0	0	0
30	other	24	7	0	0	14	0	0	0	0	0	1	0	0			
Total (17 to 30)			50	37	0	0	14	0	0	0	0	0	1	0	0		

* No. of times various Provisions were invoked while Rejecting Requests

** Relevant Sections of RTI Act 2005

Note :- The above data has been compiled based on the Quarterly reports submitted by Public Authorities on AppComs Software which is completed after the end of the financial year. In case any public authority does not enter the data the same will not be reflected in our Software/Annual Report.

Sr. No	Ministry/Department/Organisation																
	Central Institute of Agricultural Engineering (ICAR)	Central Institute of Brackishwater Aquaculture (ICAR)	Central Institute of Fisheries Education (ICAR)	Central Institute of Fisheries Technology (ICAR)	Central Institute of Freshwater Aquaculture (ICAR)	Central Institute of Post Harvest Engineering and Technology (ICAR)	Central Institute of Temperate Horticulture (ICAR)	Central Marine Fisheries Research Institute (ICAR)	Central Plantation Crops Research Institute (ICAR)	Central Potato Research Institute (ICAR)	Central Research Institute for Dryland Agriculture (ICAR)	Central Research Institute for Jute and Allied Fibre (ICAR)	Central Rice Research Institute (ICAR)	Central Sheep and Wool Research Institute (ICAR)			
	3.2.13	3.2.14	3.2.15	3.2.16	3.2.17	3.2.18	3.2.19	3.2.20	3.2.21	3.2.22	3.2.23	3.2.24	3.2.25	3.2.26			
1	0	0	13	0	0	41	0	0	2	12	10	8	46	0			
2	8	13	14	6	13	3	3	19	21	28	3	4	12	29			
3	8	13	27	6	13	44	3	19	23	40	13	12	58	29			
4	0	0	0	0	0	0	0	0	0	0	0	0	0	0			
5	0	2	1	0	3	0	1	2	0	5	1	0	0	7			
6	0	2	1	0	3	0	1	2	0	4	0	0	0	1			
7	0	0	0	0	0	0	0	0	2 (10%)	1 (4%)	0	0	3 (25%)	4 (14%)			
8	0	0	0	0	0	0	0	0	0	0	0	0	0	0			
9	60	0	130	0	60	60	0	110	40	40	30	20	60	300			
10	72	0	448	0	0	0	0	0	0	0	0	0	0	134			
11	0	0	0	0	0	0	0	0	0	0	0	0	0	0			
12	132	0	578	0	60	60	0	110	40	40	30	20	60	434			
13	1	1	0	0	0	0	0	0	4	0	0	0	0	4			
14	24	1	1	0	16	0	0	1	1	8	0	22	1	1			
15	2	1	1	0	1	0	0	1	1	2	0	2	1	1			
16	27	3	2	0	17	0	0	2	6	10	0	24	2	6			
17	*	**	Section 8(1)	a	0	0	0	0	0	0	0	0	0	0			
18				b	0	0	0	0	0	0	0	0	0	0	0		
19				c	0	0	0	0	0	0	0	0	0	0	0		
20				d	0	0	0	0	0	0	0	0	0	0	0		
21				e	0	0	0	0	0	0	0	0	0	0	0		
22				f	0	0	0	0	0	0	0	0	0	0	0		
23				g	0	0	0	0	0	0	8	0	0	0	0		
24				h	0	0	0	0	0	0	0	0	0	0	0		
25				i	0	0	0	0	0	0	0	0	0	0	0		
26				j	0	0	0	0	1	0	2	0	1	0	0	3	
27				9	0	0	0	0	0	0	0	0	0	1	0	0	
28				11	0	0	0	0	0	0	2	0	0	0	0	0	
29				24	0	0	0	0	0	0	0	0	0	0	0	0	
30	other	8	0	0	0	0	0	3	0	0	0	0	0				
Total (17 to 30)				8	0	0	0	1	0	0	15	0	1	1	0	0	3

* No. of times various Provisions were invoked while Rejecting Requests

** Relevant Sections of RTI Act 2005

Note :- The above data has been compiled based on the Quarterly reports submitted by Public Authorities on AppComs Software which is completed after the end of the financial year. In case any public authority does not enter the data the same will not be reflected in our Software/Annual Report.

Sr. No	Ministry/Department/Organisation		3.2.27 to 3.2.42																		
			ICAR Indian Institute of Soil and Water Conservation	Central Soil Salinity Research Institute (ICAR)	Central Tobacco Research Institute (ICAR)	Central Tuber Crops Research Institute (ICAR)	Directorate of Cashew Research (ICAR)	Directorate of Coldwater Fisheries Research (ICAR)	Directorate of Floricultural Research (ICAR)	Directorate of Maize Research (ICAR)	Directorate of Medicinal and Aromatic Plants Research (ICAR)	Directorate of Mushroom Research (ICAR)	Directorate of Oil Palm Research (ICAR)	Indian Institute of Oilseeds Research(ICAR)	Directorate of Onion and Garlic Research (ICAR)	Directorate of Rapeseed Mustard Research (ICAR)	Directorate of Research on Women In Agriculture (ICAR)	Directorate of Rice Research (ICAR)			
1	Opening Balance Of Requests Received Under RTI (As On 1st April)		0	0	0	0	32	2	3	0	0	5	0	0	0	0	4	0			
2	No.Of Requests Received		13	8	2	8	11	4	9	10	9	3	4	9	10	2	13	6			
3	Total No.Of Requests (Column 1+2)		13	8	2	8	43	6	12	10	9	8	4	9	10	2	17	6			
4	No. Of Cases Transferred To Other PAs U/S 6(3)		1	0	0	0	0	0	0	0	0	0	0	1	0	0	0	0			
5	Total No.Of Appeals Received		0	0	0	0	1	0	0	1	0	11	0	1	0	0	0	1			
6	Total No.Of Appeals Disposed		0	0	0	0	1	0	0	1	0	0	0	1	0	0	0	1			
7	Decisions Where Applications For Information Rejected		0	0	0	0	0	0	0	0	0	0	0	0	0	0	0	0			
8	Number Of Cases Where Disciplinary Action Taken Against Any Officer In Respect Of Administration Of RTI Act		0	0	0	0	0	0	0	0	0	0	0	0	0	0	0	0			
9	Fee(Application) Collected (Rs.)		120	80	10	70	70	0	0	30	20	140	0	70	60	0	70	40			
10	Addl.Charges Collected (Rs.)		222	0	0	0	0	0	0	0	0	0	0	0	0	0	40	0			
11	Penalty Collected (Rs.)		0	0	0	0	0	0	0	0	0	0	0	0	0	0	0	0			
12	Total Amount Collected (Fee+Addl. Charges +Penalty) (Rs.)		342	80	10	70	70	0	0	30	20	140	0	70	60	0	110	40			
13	No. CAPIO's Appointed (A)		0	4	1	1	0	1	0	0	1	0	0	0	0	1	0	0			
14	No. CPIO's Appointed (B)		0	4	1	1	1	1	1	1	1	0	0	1	0	1	1	3			
15	No. FAA's Appointed (C)		0	1	1	1	1	1	0	0	1	0	0	1	0	1	0	1			
16	Total (A+B+C)		0	9	3	3	2	3	1	1	3	0	0	2	0	3	1	4			
17	*	**	Section 8(1)	a	0	0	0	0	0	0	0	0	0	0	0	0	0	0			
18				b	0	0	0	0	0	0	0	0	0	0	0	0	0	0	0	0	
19				c	0	0	0	0	0	0	0	0	0	0	0	0	0	0	0	0	
20				d	0	0	0	0	0	0	0	0	0	0	0	0	0	0	0	0	
21				e	0	0	0	0	0	0	0	0	0	0	0	0	0	0	0	0	
22				f	0	0	0	0	0	0	0	0	0	0	0	0	0	0	0	0	
23				g	0	0	0	0	0	0	0	0	0	0	0	0	0	0	0	0	
24				h	0	0	0	0	0	0	0	0	0	0	0	0	0	0	0	0	
25				i	0	0	0	0	0	0	0	0	0	0	0	0	0	0	0	0	
26				j	0	0	0	0	0	0	0	0	0	0	0	0	0	0	0	0	
27				Other Sections		9	0	0	0	0	0	0	0	0	0	0	0	0	0	0	0
28						11	0	0	0	0	0	0	0	0	0	0	0	0	0	0	0
29						24	0	0	0	0	0	0	0	0	0	0	0	0	0	0	0
30			other	0	0	0	0	0	0	0	0	0	0	0	0	0	0	0			
Total (17 to 30)			0	0	0	0	0	0	0	0	0	0	0	0	0	0	0	0			

* No. of times various Provisions were invoked while Rejecting Requests

** Relevant Sections of RTI Act 2005

Note :- The above data has been compiled based on the Quarterly reports submitted by Public Authorities on AppComs Software which is completed after the end of the financial year. In case any public authority does not enter the data the same will not be reflected in our Software/Annual Report.

Sr. No	Ministry/Department/Organisation																		
			3.2.43	3.2.44	3.2.45	3.2.46	3.2.47	3.2.48	3.2.49	3.2.50	3.2.51	3.2.52	3.2.53	3.2.54	3.2.55	3.2.56	3.2.57		
			ICAR Indian Institute of Millets Research	Indian Institute of Water Management (ICAR)	Directorate of Weed Science Research (ICAR)	ICAR Indian Institute of Wheat and Barley Research	ICAR Directorate of Groundnut Research	ICAR Indian Institute of Soyabean Research	ICAR Research Complex for Eastern Region (ICAR)	ICAR Central Coastal Agricultural Research Institute	ICAR Research Complex for NEH Region (ICAR)	Indian Agricultural Research Institute (ICAR)	Indian Agricultural Statistics Research Institute (ICAR)	Indian Grassland and Fodder Research Institute (ICAR)	Indian Institute of Horticultural Research (ICAR)	Indian Institute of Natural Resins and Gums (ICAR)	Indian Institute of Pulses Research (ICAR)		
1	Opening Balance Of Requests Received Under RTI (As On 1st April)		0	0	3	19	3	1	0	4	1	70	3	3	22	4	2		
2	No.Of Requests Received		14	6	2	23	9	10	4	9	11	103	23	43	47	3	11		
3	Total No.Of Requests (Column 1+2)		14	6	5	42	12	11	4	13	12	173	26	46	69	7	13		
4	No. Of Cases Transferred To Other PAs U/S 6(3)		0	0	0	0	0	0	0	0	1	49	12	0	0	0	0		
5	Total No.Of Appeals Received		2	0	1	1	0	0	0	0	0	18	3	18	0	0	0		
6	Total No.Of Appeals Disposed		2	0	1	0	0	0	0	0	0	18	3	18	0	0	0		
7	Decisions Where Applications For Information Rejected		0	2 (33%)	0	2 (9%)	0	0	0	0	0	0	0	0	0	0	0		
8	Number Of Cases Where Disciplinary Action Taken Against Any Officer In Respect Of Administration Of RTI Act		0	0	0	0	0	0	0	0	0	0	0	0	0	0	0		
9	Fee(Application) Collected (Rs.)		90	60	0	150	10	70	0	30	90	220	30	430	330	30	30		
10	Addl.Charges Collected (Rs.)		0	0	0	200	0	0	0	0	16	104	25	224	5000	0	0		
11	Penalty Collected (Rs.)		0	0	0	0	0	0	0	0	0	0	0	0	0	0	0		
12	Total Amount Collected (Fee+Addl. Charges +Penalty) (Rs.)		90	60	0	350	10	70	0	30	106	324	55	654	5330	30	30		
13	No. CAPIO's Appointed (A)		0	0	0	1	0	0	1	1	0	0	0	0	0	0	0		
14	No. CPIO's Appointed (B)		4	0	0	0	1	1	1	1	0	76	1	11	0	1	0		
15	No. FAA's Appointed (C)		2	0	0	0	1	1	1	1	0	8	0	1	0	1	0		
16	Total (A+B+C)		6	0	0	1	2	2	3	3	0	84	1	12	0	2	0		
17	*	**	Section 8(1)	a	0	0	0	0	0	0	0	0	0	0	0	0	0		
18				b	0	0	0	0	0	0	0	0	0	0	0	0	0	0	0
19				c	0	0	0	0	0	0	0	0	0	0	0	0	0	0	0
20				d	0	0	0	0	0	0	0	0	0	0	0	0	0	0	0
21				e	0	0	0	0	0	0	0	0	0	0	0	0	0	0	0
22				f	0	0	0	0	0	0	0	0	0	0	0	0	0	0	0
23				g	0	0	0	0	0	0	0	0	0	0	0	0	0	0	0
24				h	0	0	0	0	0	0	0	0	0	0	0	0	0	0	0
25				i	0	0	0	0	0	0	0	0	0	0	0	0	0	0	0
26				j	0	0	0	0	0	0	0	0	0	0	0	0	0	0	0
27				Other Sections		9	0	0	0	0	0	0	0	0	0	0	0	0	0
28						11	0	0	0	0	0	0	0	0	0	0	0	0	0
29						24	0	0	0	0	0	0	0	0	0	0	0	0	0
30			other	0	0	0	0	0	0	0	0	0	0	0	0	0			
Total (17 to 30)			0	0	0	0	0	0	0	0	0	0	0	0	0	0	0		

* No. of times various Provisions were invoked while Rejecting Requests

** Relevant Sections of RTI Act 2005

Note :- The above data has been compiled based on the Quarterly reports submitted by Public Authorities on AppComs Software which is completed after the end of the financial year. In case any public authority does not enter the data the same will not be reflected in our Software/Annual Report.

Sr. No	Ministry/Department/Organisation																	
			3.2.58	3.2.59	3.2.60	3.2.61	3.2.62	3.2.63	3.2.64	3.2.65	3.2.66	3.2.67	3.2.68	3.2.69	3.2.70	3.2.71		
			Indian Institute of Seed Science (ICAR)	Indian Institute of Soil Science (ICAR)	Indian Institute of Spices Research (ICAR)	Indian Institute of Sugarcane Research (ICAR)	Indian Institute of Vegetable Research (ICAR)	Indian Veterinary Research Institute (ICAR)	National Academy of Agricultural Research Management (ICAR)	ICAR National Bureau of Agricultural Insect Resources	National Bureau of Agriculturally Important Microorganisms (ICAR)	National Bureau of Animal Genetic Resources (ICAR)	National Bureau of Fish Genetic Resources (ICAR)	National Bureau of Plant Genetic Resources (ICAR)	National Bureau of Soil Survey and Land Use Planning (ICAR)	National Centre for Agricultural Economics and Policy Research (ICAR)		
1	Opening Balance Of Requests Received Under RTI (As On 1st April)		0	17	2	3	0	30	0	0	1	0	1	3	0	0		
2	No.Of Requests Received		0	15	14	18	9	223	9	4	3	7	5	10	13	6		
3	Total No.Of Requests (Column 1+2)		0	32	16	21	9	253	9	4	4	7	6	13	13	6		
4	No. Of Cases Transferred To Other PAs U/S 6(3)		0	1	0	0	0	7	0	0	0	0	0	0	0	4		
5	Total No.Of Appeals Received		0	0	0	5	3	64	1	0	0	0	0	1	0	0		
6	Total No.Of Appeals Disposed		0	0	0	0	3	63	1	0	0	0	0	1	0	0		
7	Decisions Where Applications For Information Rejected		0	2 (13%)	0	0	0	23 (10%)	1 (11%)	0	0	0	0	0	0	1 (17%)		
8	Number Of Cases Where Disciplinary Action Taken Against Any Officer In Respect Of Administration Of RTI Act		0	0	0	0	0	0	0	0	0	0	0	0	0	0		
9	Fee(Application) Collected (Rs.)		0	94	60	180	80	1690	80	0	0	20	10	80	130	10		
10	Addl.Charges Collected (Rs.)		0	2366	0	0	0	332	0	0	0	0	0	0	156	0		
11	Penalty Collected (Rs.)		0	0	0	0	0	0	0	0	0	0	0	0	0	0		
12	Total Amount Collected (Fee+Addl. Charges +Penalty) (Rs.)		0	2460	60	180	80	2022	80	0	0	20	10	80	286	10		
13	No. CAPIO's Appointed (A)		0	0	1	1	0	0	1	0	0	1	2	0	6	1		
14	No. CPIO's Appointed (B)		0	2	1	2	0	11	3	0	1	1	1	1	3	1		
15	No. FAA's Appointed (C)		0	0	1	1	0	9	1	0	1	0	1	1	1	1		
16	Total (A+B+C)		0	2	3	4	0	20	5	0	2	2	4	2	10	3		
17	*	**	Section 8(1)	a	0	0	0	0	0	0	0	0	0	0	0	0		
18				b	0	0	0	0	0	0	0	0	0	0	0	0	0	0
19				c	0	0	0	0	0	0	0	0	0	0	0	0	0	0
20				d	0	0	0	0	0	0	0	0	0	0	0	0	0	0
21				e	0	1	0	0	0	0	0	0	0	0	0	0	0	0
22				f	0	0	0	0	0	0	0	0	0	0	0	0	0	0
23				g	0	0	0	0	0	0	0	0	0	0	0	0	0	0
24				h	0	0	0	0	0	0	0	0	0	0	0	0	0	0
25				i	0	0	0	0	0	0	0	0	0	0	0	0	0	0
26				j	0	0	0	0	0	0	0	0	0	0	0	0	0	0
27				Other Sections		9	0	0	0	0	0	0	0	0	0	0	0	0
28						11	0	0	0	0	0	0	0	0	0	0	0	0
29						24	0	0	0	0	0	0	0	0	0	0	0	0
30			other	0	1	0	0	0	24	0	0	0	0	0	0			
Total (17 to 30)			0	2	0	0	0	24	0	0	0	0	0	0	0	0		

* No. of times various Provisions were invoked while Rejecting Requests

** Relevant Sections of RTI Act 2005

Note :- The above data has been compiled based on the Quarterly reports submitted by Public Authorities on AppComs Software which is completed after the end of the financial year. In case any public authority does not enter the data the same will not be reflected in our Software/Annual Report.

Sr. No	Ministry/Department/Organisation																	
			3.2.72	3.2.73	3.2.74	3.2.75	3.2.76	3.2.77	3.2.78	3.2.79	3.2.80	3.2.81	3.2.82	3.2.83	3.2.84	3.2.85		
			National Centre for Integrated Pest Management (ICAR)	National Dairy Research Institute (ICAR)	National Institute of Abiotic Stress Management (ICAR)	National Institute of Animal Nutrition and Physiology (ICAR)	National Institute of Research on Jute and Allied Fibre Technology (ICAR)	National Institute of Veterinary Epidemiology and Disease Informatics (NIVEDI)	Central Agroforestry Research Institute (ICAR)	National Research Centre for Banana (ICAR)	National Research Centre for Citrus (ICAR)	National Research Centre for Grapes (ICAR)	National Research Centre for Litchi (ICAR)	National Research Centre for Orchids (ICAR)	National Research Centre on Camel (ICAR)	National Research Centre on Equines (ICAR)		
1	Opening Balance Of Requests Received Under RTI (As On 1st April)		2	26	0	0	0	0	8	10	1	0	0	0	1	12		
2	No.Of Requests Received		0	87	1	5	2	18	16	5	2	5	8	3	11	28		
3	Total No.Of Requests (Column 1+2)		2	113	1	5	2	18	24	15	3	5	8	3	12	40		
4	No. Of Cases Transferred To Other PAs U/S 6(3)		0	1	0	0	0	4	0	0	0	0	0	3	0	0		
5	Total No.Of Appeals Received		0	13	0	0	0	0	5	0	0	0	0	0	0	0		
6	Total No.Of Appeals Disposed		0	13	0	0	0	0	5	0	0	0	0	0	0	0		
7	Decisions Where Applications For Information Rejected		0	4 (5%)	0	0	0	0	0	0	0	1 (20%)	0	0	1 (9%)	0		
8	Number Of Cases Where Disciplinary Action Taken Against Any Officer In Respect Of Administration Of RTI Act		0	0	0	0	0	0	0	0	0	0	0	0	0	0		
9	Fee(Application) Collected (Rs.)		60	1000	10	50	20	180	40	0	0	30	20	0	0	110		
10	Addl.Charges Collected (Rs.)		0	3158	0	0	0	0	0	0	0	0	0	0	0	0		
11	Penalty Collected (Rs.)		0	0	0	0	0	0	0	0	0	0	0	0	0	0		
12	Total Amount Collected (Fee+Addl. Charges +Penalty) (Rs.)		60	4158	10	50	20	180	40	0	0	30	20	0	0	110		
13	No. CAPIO's Appointed (A)		0	0	0	1	0	1	1	0	0	1	0	1	0	1		
14	No. CPIO's Appointed (B)		1	0	1	1	1	2	2	0	0	1	1	1	0	1		
15	No. FAA's Appointed (C)		0	0	1	1	1	1	1	0	0	1	1	1	0	1		
16	Total (A+B+C)		1	0	2	3	2	4	4	0	0	3	2	3	0	3		
17	*	**	Section 8(1)	a	0	0	0	0	0	0	0	0	0	0	0	0		
18				b	0	0	0	0	0	0	0	0	0	0	0	0	0	0
19				c	0	0	0	0	0	0	0	0	0	0	0	0	0	0
20				d	0	0	0	0	0	0	0	0	0	0	0	0	0	0
21				e	0	0	0	0	0	0	0	0	0	0	0	0	0	0
22				f	0	0	0	0	0	0	0	0	0	0	0	0	0	0
23				g	0	0	0	0	0	0	0	0	0	0	0	0	0	0
24				h	0	0	0	0	0	0	0	0	0	0	0	0	0	0
25				i	0	0	0	0	0	0	0	0	0	0	0	0	0	0
26				j	0	0	0	0	0	0	0	0	0	0	0	0	0	0
27				Other Sections		9	0	0	0	0	0	0	0	0	0	0	0	0
28						11	0	0	0	0	0	0	0	0	0	0	0	0
29						24	0	0	0	0	0	0	0	0	0	0	0	0
30			other	0	4	0	0	0	0	0	0	1	0	0	0			
Total (17 to 30)			0	4	0	0	0	0	0	0	0	1	0	0	0	0		

* No. of times various Provisions were invoked while Rejecting Requests

** Relevant Sections of RTI Act 2005

Note :- The above data has been compiled based on the Quarterly reports submitted by Public Authorities on AppComs Software which is completed after the end of the financial year. In case any public authority does not enter the data the same will not be reflected in our Software/Annual Report.

Sr. No	Ministry/Department/Organisation																	
	3.2.86	3.2.87	3.2.88	3.2.89	3.2.90	3.2.91	3.2.92	3.2.93	3.2.94	3.2.95	3.2.96	3.2.97	3.2.98	3.2.99	3.2.100	3.2.101		
1	0	3	0	2	124	1	0	0	0	0	0	1	1	35	0	1		
2	3	1	9	1	12	11	1	1	11	2	3	13	2	48	14	16		
3	3	4	9	3	136	12	1	1	11	2	3	14	3	83	14	17		
4	0	0	0	0	0	0	0	0	0	0	0	0	0	38	7	0		
5	0	0	6	0	0	3	1	0	0	0	0	3	0	1	0	0		
6	0	0	5	0	0	3	1	0	0	0	0	3	0	0	0	0		
7	0	0	0	0	0	0	0	0	0	0	0	2 (15%)	0	0	0	0		
8	0	0	0	0	0	0	0	0	0	0	0	0	0	0	0	0		
9	30	0	84	10	0	100	0	10	0	20	0	130	20	0	70	0		
10	0	0	310	0	0	1194	0	0	0	0	0	258	0	0	0	0		
11	0	0	0	0	0	0	0	0	0	0	0	0	0	0	0	0		
12	30	0	394	10	0	1294	0	10	0	20	0	388	20	0	70	0		
13	0	0	3	0	1	1	0	0	0	0	0	3	0	1	0	0		
14	1	1	1	0	1	1	1	1	0	0	0	1	1	1	3	0		
15	1	1	1	0	1	0	1	0	0	0	0	1	0	1	1	0		
16	2	2	5	0	3	2	2	1	0	0	0	5	1	3	4	0		
17	*	**	Section 8(1)	a	0	0	0	0	0	0	0	0	0	0	0	0		
18				b	0	0	0	0	0	0	0	0	0	0	0	0	0	0
19				c	0	0	0	0	0	0	0	0	0	0	0	0	0	0
20				d	0	0	0	0	0	0	0	0	0	0	0	0	0	0
21				e	0	0	0	0	0	0	0	0	0	0	0	0	0	0
22				f	0	0	0	0	0	0	0	0	0	0	0	0	0	0
23				g	0	0	0	0	0	0	0	0	0	0	0	0	0	0
24				h	0	0	0	0	0	0	0	0	0	0	0	0	0	0
25				i	0	0	0	0	0	0	0	0	0	0	0	0	0	0
26				j	0	0	0	0	0	0	0	0	0	0	0	0	0	0
27				9	0	0	0	0	0	0	0	0	0	0	0	0	0	0
28				11	0	0	0	0	0	0	0	0	0	0	0	0	0	0
29				24	0	0	0	0	0	0	0	0	0	0	0	0	0	0
30	other	0	0	0	0	0	0	0	0	0	0	2	0	0	0			
Total (17 to 30)					0	0	0	0	0	0	0	2	0	0	0	0		

* No. of times various Provisions were invoked while Rejecting Requests

** Relevant Sections of RTI Act 2005

Note :- The above data has been compiled based on the Quarterly reports submitted by Public Authorities on AppComs Software which is completed after the end of the financial year. In case any public authority does not enter the data the same will not be reflected in our Software/Annual Report.

Sr. No	Ministry/Department/Organisation														Department Total		
	3.2.102	3.2.103	3.2.104	3.2.105	3.2.106	3.2.107	3.2.108	3.2.109	3.2.110	3.2.111	3.2.112	3.2.113	3.2.114				
1	Opening Balance Of Requests Received Under RTI (As On 1st April)	23	1	0	28	0	0	0	0	0	9	37	0	0	810		
2	No.Of Requests Received	7	13	39	6	34	0	11	0	2	21	127	164	8	3626		
3	Total No.Of Requests (Column 1+2)	30	14	39	34	34	0	11	0	2	30	164	164	8	4436		
4	No. Of Cases Transferred To Other PAs U/S 6(3)	0	5	1	0	5	0	0	0	0	0	1	7	0	478		
5	Total No.Of Appeals Received	0	0	0	0	2	0	2	0	0	11	44	42	1	454		
6	Total No.Of Appeals Disposed	0	0	0	0	2	0	2	0	0	0	8	41	0	356		
7	Decisions Where Applications For Information Rejected	0	1 (8%)	0	0	0	0	0	0	0	10 (48%)	0	9 (5%)	1 (13%)	105 (3%)		
8	Number Of Cases Where Disciplinary Action Taken Against Any Officer In Respect Of Administration Of RTI Act	0	0	0	0	0	0	0	0	0	0	0	0	0	0		
9	Fee(Application) Collected (Rs.)	0	100	40	20	0	0	80	0	0	110	1270	1030	0	12188		
10	Addl.Charges Collected (Rs.)	0	0	204	0	0	0	0	0	0	0	0	186	0	15885		
11	Penalty Collected (Rs.)	0	0	0	0	0	0	0	0	0	0	0	0	0	0		
12	Total Amount Collected (Fee+Addl. Charges +Penalty) (Rs.)	0	100	244	20	0	0	80	0	0	110	1270	1216	0	28073		
13	No. CAPIO's Appointed (A)	0	0	0	0	0	0	1	1	1	0	29	2	0	95		
14	No. CPIO's Appointed (B)	0	1	1	1	1	0	1	1	0	1	29	0	1	366		
15	No. FAA's Appointed (C)	0	1	1	1	0	0	1	1	0	1	0	1	1	118		
16	Total (A+B+C)	0	2	2	2	1	0	3	3	1	2	58	3	2	579		
17	*	**	Section 8(1)	a	0	0	0	0	0	0	0	0	0	0	0		
18				b	0	0	0	0	0	0	0	0	0	0	0	0	
19				c	0	0	0	0	0	0	0	0	0	0	0	0	
20				d	0	0	0	0	0	0	0	0	0	0	0	0	
21				e	0	0	0	0	0	0	0	0	0	0	4	0	5
22				f	0	0	0	0	0	0	0	0	0	0	3	0	3
23				g	0	0	0	0	0	0	0	0	0	0	1	0	17
24				h	0	0	0	0	0	0	0	0	0	0	2	1	12
25				i	0	0	0	0	0	0	0	0	0	0	0	0	0
26				j	0	0	0	0	0	0	0	0	0	7	0	13	41
27				9	0	0	0	0	0	0	0	0	0	0	0	0	1
28				11	0	0	0	0	0	0	0	0	0	2	0	0	4
29				24	0	0	0	0	0	0	0	0	0	0	0	0	0
30				other	0	1	0	0	0	0	0	0	0	3	0	0	0
Total (17 to 30)		0	1	0	0	0	0	0	0	0	12	0	23	2	152		

* No. of times various Provisions were invoked while Rejecting Requests

** Relevant Sections of RTI Act 2005

Note :- The above data has been compiled based on the Quarterly reports submitted by Public Authorities on AppComs Software which is completed after the end of the financial year. In case any public authority does not enter the data the same will not be reflected in our Software/Annual Report.

Sr. No	Ministry/Department/Organisation	Department of Animal Husbandry, Dairying and Fisheries																
		3.3	3.3.1	3.3.2	3.3.3	3.3.4	3.3.5	3.3.6	3.3.7	3.3.8	3.3.9	3.3.10	3.3.11	3.3.12	3.3.13	3.3.14	3.3.15	
		Department of Animal Husbandry, Dairying and Fisheries	Central Frozen Semen Production & Training Instt., Hesserghatta	AQCS,Chennai	AQCS,Kolkata	AQCS,Mumbai	AQCS,New Delhi	CCBF Suratgarh	CCBF,Andeshnagar	CCBF,Avadi	CCBF,Chiplima	CCBF,Dhamrod	CCBF,Hesserghatta	RSFP&D,Chennai	RSFP&D,Hyderabad	RSFP&D, Hissar		
1	Opening Balance Of Requests Received Under RTI (As On 1st April)	12	1	59	19	119	101	0	0	2	0	7	0	0	0	3		
2	No.Of Requests Received	1287	8	14	23	50	14	10	7	3	3	7	5	3	3	6		
3	Total No.Of Requests (Column 1+2)	1299	9	73	42	169	115	10	7	5	3	14	5	3	3	9		
4	No. Of Cases Transferred To Other PAs U/S 6(3)	333	0	0	0	33	1	0	0	0	0	0	0	0	0	0		
5	Total No.Of Appeals Received	142	0	0	0	0	0	0	0	0	0	0	0	0	0	0		
6	Total No.Of Appeals Disposed	138	0	0	0	0	0	0	0	0	0	0	0	0	0	0		
7	Decisions Where Applications For Information Rejected	14 (1%)	0	3 (21%)	0	0	0	1 (10%)	0	0	0	0	0	0	0	0		
8	Number Of Cases Where Disciplinary Action Taken Against Any Officer In Respect Of Administration Of RTI Act	0	0	0	0	0	0	0	0	0	0	0	0	0	0	0		
9	Fee(Application) Collected (Rs.)	5950	0	60	0	0	0	40	70	0	0	0	0	0	0	10		
10	Addl.Charges Collected (Rs.)	904	0	0	0	0	0	0	0	0	0	0	0	0	0	30		
11	Penalty Collected (Rs.)	0	0	0	0	0	0	0	0	0	0	0	0	0	0	0		
12	Total Amount Collected (Fee+Addl. Charges +Penalty) (Rs.)	6854	0	60	0	0	0	40	70	0	0	0	0	0	0	40		
13	No. CAPIO's Appointed (A)	0	0	0	0	1	0	0	1	0	0	0	1	1	0	0		
14	No. CPIO's Appointed (B)	25	0	1	1	1	0	0	1	1	0	0	1	1	1	1		
15	No. FAA's Appointed (C)	24	0	1	0	0	0	0	1	1	0	0	1	1	0	0		
16	Total (A+B+C)	49	0	2	1	2	0	0	3	2	0	0	3	3	1	1		
17	*	**	Section 8(1)	a	0	0	0	0	0	0	0	0	0	0	0	0		
18				b	0	0	0	0	0	0	0	0	0	0	0	0	0	0
19				c	0	0	0	0	0	0	0	0	0	0	0	0	0	0
20				d	0	0	0	0	0	0	0	0	0	0	0	0	0	0
21				e	0	0	0	0	0	0	0	0	0	0	0	0	0	0
22				f	0	0	0	0	0	0	0	0	0	0	0	0	0	0
23				g	0	0	0	0	0	0	0	0	0	0	0	0	0	0
24				h	0	0	0	0	0	0	0	0	0	0	0	0	0	0
25				i	0	0	0	0	0	0	0	0	0	0	0	0	0	0
26				j	0	0	0	0	0	0	0	0	0	0	0	0	0	0
27				Other Sections	9	0	0	0	0	0	0	0	0	0	0	0	0	0
28				11	0	0	0	0	0	0	0	0	0	0	0	0	0	0
29				24	0	0	0	0	0	0	0	0	0	0	0	0	0	0
30	other	15	0	0	0	0	0	0	0	0	0	0	0	0	0			
Total (17 to 30)		15	0	0	0	0	0	0	0	0	0	0	0	0	0			

* No. of times various Provisions were invoked while Rejecting Requests

** Relevant Sections of RTI Act 2005

Note :- The above data has been compiled based on the Quarterly reports submitted by Public Authorities on AppComs Software which is completed after the end of the financial year. In case any public authority does not enter the data the same will not be reflected in our Software/Annual Report.

Sr. No	Ministry/Department/Organisation																
	3.3.16	3.3.17	3.3.18	3.3.19	3.3.20	3.3.21	3.3.22	3.3.23	3.3.24	3.3.25	3.3.26	3.3.27	3.3.28	3.3.29	3.3.30	3.3.31	
	RSP&D,Kalyani	RSP&D,Gandhinagar	RSP&D,Jammu	CCBF,Sunebeda	Central Poultry Development Organization(ER),Bhubneshwar	Central Poultry Development Organization(NR),Chandigarh	Central Poultry Development Organization(WR),Mumbai	Central Poultry Development Organization,Hessaighatta	Central Sheep Breeding Farm,Hissar	CHRS, Ahmedabad	CHRS, Ajmer	CHRS, Ongole	CHRS,Rohatak	CICEF,Banglore	CIFNET, Cochi	CIFNET,Royapuram	
1	Opening Balance Of Requests Received Under RTI (As On 1st April)																
2	No.Of Requests Received																
3	Total No.Of Requests (Column 1+2)																
4	No. Of Cases Transferred To Other PAs U/S 6(3)																
5	Total No.Of Appeals Received																
6	Total No.Of Appeals Disposed																
7	Decisions Where Applications For Information Rejected																
8	Number Of Cases Where Disciplinary Action Taken Against Any Officer In Respect Of Administration Of RTI Act																
9	Fee(Application) Collected (Rs.)																
10	Addl.Charges Collected (Rs.)																
11	Penalty Collected (Rs.)																
12	Total Amount Collected (Fee+Addl. Charges +Penalty) (Rs.)																
13	No. CAPIO's Appointed (A)																
14	No. CPIO's Appointed (B)																
15	No. FAA's Appointed (C)																
16	Total (A+B+C)																
17	*	**	Section 8(1)														
18			a	0	0	0	0	0	0	0	0	0	0	0	0	0	0
19			b	0	0	0	0	0	0	0	0	0	0	0	0	0	0
20			c	0	0	0	0	0	0	0	0	0	0	0	0	0	0
21			d	0	0	0	0	0	0	0	0	0	0	0	0	0	0
22			e	0	0	0	0	0	0	0	0	0	0	0	0	0	0
23			f	0	0	0	0	0	0	0	0	0	1	0	0	0	0
24			g	0	0	0	0	0	0	0	0	0	0	0	0	0	0
25			h	0	0	0	0	0	0	0	0	0	0	0	0	0	0
26			i	0	0	0	0	0	0	0	0	0	0	0	0	0	0
27			j	0	0	0	0	0	0	0	0	0	0	0	0	0	0
28			Other Sections														
28			9	0	0	0	0	0	0	0	0	0	0	0	0	0	0
28	11	0	0	0	0	0	0	0	0	0	0	0	0	0	0		
29	24	0	0	0	0	0	0	0	0	0	0	0	0	0	0		
30	other	0	0	0	0	0	0	0	0	0	1	0	0	0	0		
Total (17 to 30)																	

* No. of times various Provisions were invoked while Rejecting Requests

** Relevant Sections of RTI Act 2005

Note :- The above data has been compiled based on the Quarterly reports submitted by Public Authorities on AppComs Software which is completed after the end of the financial year. In case any public authority does not enter the data the same will not be reflected in our Software/Annual Report.

Sr. No	Ministry/Department/Organisation																			
	3.3.32	3.3.33	3.3.34	3.3.35	3.3.36	3.3.37	3.3.38	3.3.39	3.3.40	3.3.41	3.3.42	3.3.43	3.3.44	3.3.45	3.3.46	3.3.47	3.3.48			
	CIFNET, Vishakhapatnam	Delhi Milk Scheme, New Delhi	Fisherites Survey of India, Mumbai Base	Fishery Survey of India, Bogda	Fishery Survey of India, Chennai	Fishery Survey of India, Mumbai	Fishery Survey of India, Port Blair	Fishery Survey of India, Vishakhapatnam	NIAH, Baghpat	NIPPHATT, Kochi	NIPPHATT, Vishakhapatnam	Reginal Fodder Station, Sriranganganagar	Fishery Survey of India, Kochi	Animal welfare Board of India	AQCS, Bangalore	AQCS, Hyderabad	Veterinary Council of India			
1	Opening Balance Of Requests Received Under RTI (As On 1st April)	0	0	0	8	2	0	1	0	21	0	0	0	1	0	4	0	9		
2	No.Of Requests Received	0	34	0	1	3	15	0	4	17	31	0	0	3	114	11	14	135		
3	Total No.Of Requests (Column 1+2)	0	34	0	9	5	15	1	4	38	31	0	0	4	114	15	14	144		
4	No. Of Cases Transferred To Other PAs U/S 6(3)	0	0	0	0	0	0	0	0	3	0	0	0	0	7	0	0	0		
5	Total No.Of Appeals Received	0	10	0	0	0	4	0	0	4	0	0	0	0	1	0	5	8		
6	Total No.Of Appeals Disposed	0	0	0	0	0	0	0	0	4	0	0	0	0	1	0	5	8		
7	Decisions Where Applications For Information Rejected	0	0	0	0	0	0	0	0	0	0	0	0	0	0	0	0	1 (1%)		
8	Number Of Cases Where Disciplinary Action Taken Against Any Officer In Respect Of Administration Of RTI Act	0	0	0	0	0	0	0	0	0	0	0	0	0	0	0	0	0		
9	Fee(Application) Collected (Rs.)	0	230	0	0	0	100	0	30	90	80	0	0	30	400	0	0	182		
10	Addl.Charges Collected (Rs.)	0	0	0	0	0	50	0	0	220	86	0	0	20	1190	0	0	0		
11	Penalty Collected (Rs.)	0	0	0	0	0	0	0	0	0	0	0	0	0	0	0	0	0		
12	Total Amount Collected (Fee+Addl. Charges +Penalty) (Rs.)	0	230	0	0	0	150	0	30	310	166	0	0	50	1590	0	0	182		
13	No. CAPIO's Appointed (A)	0	1	0	0	0	1	0	0	0	0	0	0	1	0	0	0	0		
14	No. CPIO's Appointed (B)	0	7	0	1	0	1	0	1	1	1	0	1	1	1	1	1	1		
15	No. FAA's Appointed (C)	0	1	0	0	0	1	0	0	1	1	1	0	1	1	0	0	1		
16	Total (A+B+C)	0	9	0	1	0	3	0	0	2	2	2	0	3	2	1	1	2		
17	*	**	Section 8(1)	a	0	0	0	0	0	0	0	0	0	0	0	0	0	0		
18				b	0	0	0	0	0	0	0	0	0	0	0	0	0	0	0	0
19				c	0	0	0	0	0	0	0	0	0	0	0	0	0	0	0	0
20				d	0	0	0	0	0	0	0	0	0	0	0	0	0	0	0	0
21				e	0	0	0	0	0	0	0	0	0	0	0	0	0	0	0	0
22				f	0	0	0	0	0	0	0	0	0	0	0	0	0	0	0	0
23				g	0	0	0	0	0	0	0	0	0	0	0	0	0	0	0	0
24				h	0	0	0	0	0	0	0	0	0	0	0	0	0	0	0	0
25				i	0	0	0	0	0	0	0	0	0	0	0	0	0	0	0	0
26				j	0	0	0	0	0	0	0	0	0	0	0	0	0	0	0	0
27				9	0	0	0	0	0	0	0	0	0	0	0	0	0	0	0	0
28				11	0	0	0	0	0	0	0	0	0	0	0	0	0	0	0	0
29				24	0	0	0	0	0	0	0	0	0	0	0	0	0	0	0	0
30	other	0	0	0	0	0	0	0	0	0	0	0	0	0	0	0	0			
Total (17 to 30)		0	0	0	0	0	0	0	0	0	0	0	0	0	0	0	0			

* No. of times various Provisions were invoked while Rejecting Requests

** Relevant Sections of RTI Act 2005

Note :- The above data has been compiled based on the Quarterly reports submitted by Public Authorities on AppComs Software which is completed after the end of the financial year. In case any public authority does not enter the data the same will not be reflected in our Software/Annual Report.

Sr. No	Ministry/Department/Organisation		Department Total	Ministry Total	4		5																																	
					4.1		5.1		5.1.1		5.1.2		5.1.3		5.1.4		5.1.5		5.1.6																					
					Ministry of Food Processing Industries		Ministry of Chemicals & Fertilizers																																	
					Department of Chemicals & Petrochemicals		Department of Chemicals & Petrochemicals		Department of Chemicals & Petrochemicals		Hindustan Organic Chemicals Ltd		Institute of Pesticide Formulation Technology		Office of the Welfare Commissioner Bhopal Gas		Central Institute of Plastics Engineering and Technology (CIPET)		Hindustan Insecticide Ltd.																					
1	Opening Balance Of Requests Received Under RTI (As On 1st April)		394	1845	3	3	3	0	0	0	0	65	2																											
2	No.Of Requests Received		1988	7601	297	297	216	18	8	17	114	68																												
3	Total No.Of Requests (Column 1+2)		2382	9446	300	300	219	18	8	17	179	70																												
4	No. Of Cases Transferred To Other PAs U/S 6(3)		377	1027	86	86	96	4	0	0	0	0																												
5	Total No.Of Appeals Received		181	799	20	20	1	4	0	1	11	3																												
6	Total No.Of Appeals Disposed		163	655	18	18	0	4	0	1	10	3																												
7	Decisions Where Applications For Information Rejected		24 (1%)	210 (3%)	43 (14%)	43 (14%)	0	1 (6%)	0	0	0	0																												
8	Number Of Cases Where Disciplinary Action Taken Against Any Officer In Respect Of Administration Of RTI Act		4	4	0	0	0	0	0	0	0	0																												
9	Fee(Application) Collected (Rs.)		7572	29360	1950	1950	870	120	2	850	1040	130																												
10	Addl.Charges Collected (Rs.)		2856	54252	20	20	0	0	0	0	64	0																												
11	Penalty Collected (Rs.)		0	0	0	0	0	0	0	0	0	0																												
12	Total Amount Collected (Fee+Addl. Charges +Penalty) (Rs.)		10428	83612	1970	1970	870	120	2	850	1104	130																												
13	No. CAPIO's Appointed (A)		13	148	0	0	1	1	1	0	0	5																												
14	No. CPIO's Appointed (B)		59	593	19	19	15	1	1	0	0	5																												
15	No. FAA's Appointed (C)		42	241	10	10	8	1	1	0	0	1																												
16	Total (A+B+C)		114	982	29	29	24	3	3	0	0	11																												
17	*	**																																						
18																					a	0	0	0	0	0	0	0	0	0	0	0	0	0	0	0	0	0	0	
19																					b	0	0	0	0	0	0	0	0	0	0	0	0	0	0	0	0	0	0	0
20																					c	0	0	0	0	0	0	0	0	0	0	0	0	0	0	0	0	0	0	0
21																					d	0	1	0	0	0	0	0	0	7	0									
22																					e	0	12	0	0	0	0	0	0	2	0									
23																					f	1	4	0	0	0	0	0	0	0	0									
24																					g	0	17	0	0	0	0	0	0	2	0									
25																					h	0	12	0	0	0	0	0	0	0	0									
26																					i	0	0	0	0	0	0	0	0	0	0									
27																					j	0	59	0	0	0	1	0	0	15	0									
28																					9	0	1	0	0	0	0	0	0	0	0									
29																					11	0	4	0	0	0	0	0	0	0	0									
30	24	0	0	0	0	0	0	0	0	0	0																													
	other	16	109	43	43	0	0	0	0	55	0																													
Total (17 to 30)			17	219	43	43	0	1	0	0	81	0																												

* No. of times various Provisions were invoked while Rejecting Requests

** Relevant Sections of RTI Act 2005

Note :- The above data has been compiled based on the Quarterly reports submitted by Public Authorities on AppComs Software which is completed after the end of the financial year. In case any public authority does not enter the data the same will not be reflected in our Software/Annual Report.

Sr. No	Ministry/Department/Organisation		5.1.7		5.2	5.2.1	5.2.2	5.2.3	5.2.4	5.2.5	5.2.6	5.2.7	5.2.8	5.2.9	5.2.10	5.2.11		
			Hindustan Fluoro carbons Ltd	Department Total														
1	Opening Balance Of Requests Received Under RTI (As On 1st April)		0	70														
2	No.Of Requests Received		13	454														
3	Total No.Of Requests (Column 1+2)		13	524														
4	No. Of Cases Transferred To Other PAs U/S 6(3)		0	100														
5	Total No.Of Appeals Received		0	20														
6	Total No.Of Appeals Disposed		0	18														
7	Decisions Where Applications For Information Rejected		0	1 (0%)														
8	Number Of Cases Where Disciplinary Action Taken Against Any Officer In Respect Of Administration Of RTI Act		0	0														
9	Fee(Application) Collected (Rs.)		0	3012														
10	Addl.Charges Collected (Rs.)		0	64														
11	Penalty Collected (Rs.)		0	0														
12	Total Amount Collected (Fee+Addl. Charges +Penalty) (Rs.)		0	3076														
13	No. CAPIO's Appointed (A)		0	8														
14	No. CPIO's Appointed (B)		0	22														
15	No. FAA's Appointed (C)		0	11														
16	Total (A+B+C)		0	41														
17	*	**	Section 8(1)	a	0	0												
18				b	0	0												
19				c	0	0												
20				d	0	7												
21				e	0	2												
22				f	0	0												
23				g	0	2												
24				h	0	0												
25				i	0	0												
26				j	0	16												
27				9	0	0												
28				11	0	0												
29				24	0	0												
30	other	0	55															
Total (17 to 30)			0	82														
					Department of Fertilisers													
					National Fertilizer Ltd.(NFL)	17	0	0	0	25	0	26	7	455	20	0		
					Fertilizer Corporation of India Limited (FCI)	447	55	14	28	112	14	295	57	392	9	29		
					Hindustan Fertilizers Corporation Limited (HFC)	464	55	14	28	137	14	321	64	847	29	29		
					Brahmaputra Valley Fertilizer Corporation Ltd. (BVFCL)	7	4	4	0	0	2	81	4	0	0	0		
					Fertilizer and Chemical Travencore Limited (FACT)	49	1	0	0	13	1	23	8	0	0	1		
					FCI Aravali Gypsum and Minerals India Limited (FAGMIL)	37	1	0	0	13	1	18	4	0	0	1		
					Department of Fertilisers	63 (14%)	3 (5%)	0	0	11 (10%)	0	4 (1%)	5 (9%)	0	1 (11%)	0		
					Projects And Development of India Ltd	0	0	0	0	0	0	0	0	0	0	0		
					Rashtriya Chemicals and Fertilizers Ltd. (RCF)	1004	290	0	290	530	120	160	360	0	40	0		
					Madras Fertilizer Ltd.(MFL)	3996	0	0	0	342	0	700	0	0	0	0		
					Fertilizer Industry Co-ordination Committee (FICC)	0	0	0	0	0	0	0	0	0	0	0		
						5000	290	0	290	872	120	860	360	0	40	0		
						9	0	0	0	1	3	1	3	0	4	2		
						9	1	0	1	1	1	21	1	2	1	2		
						9	5	0	1	1	1	15	1	1	1	2		
						27	6	0	2	3	5	37	5	3	6	6		
						0	0	0	0	0	0	0	0	0	0	0		
						0	0	0	0	0	0	0	0	0	0	0		
						0	0	0	0	1	0	0	0	0	0	0		
						3	0	0	0	0	0	0	2	0	0	0		
						2	0	0	0	0	0	0	4	0	0	0		
						0	0	0	0	0	0	0	0	0	0	0		
						0	0	0	0	1	0	0	0	0	0	0		
						1	0	0	0	4	0	0	0	0	0	0		
						0	0	0	0	0	0	0	0	0	0	0		
						43	2	0	0	5	0	0	2	0	0	0		
						0	0	0	0	0	0	0	0	0	0	0		
						0	1	0	0	0	0	0	0	0	0	0		
						0	0	0	0	0	0	0	0	0	0	0		
						26	0	0	0	0	0	0	0	0	1	0		
						75	3	0	0	11	0	0	8	0	1	0		

* No. of times various Provisions were invoked while Rejecting Requests

** Relevant Sections of RTI Act 2005

Note :- The above data has been compiled based on the Quarterly reports submitted by Public Authorities on AppComs Software which is completed after the end of the financial year. In case any public authority does not enter the data the same will not be reflected in our Software/Annual Report.

Sr. No	Ministry/Department/Organisation		Department Total	Department of Pharmaceuticals														
				5.3	5.3.1	5.3.2	5.3.3	5.3.4	5.3.5	5.3.6	5.3.7	5.3.8	5.3.9	5.3.10	5.3.11	5.3.12	5.3.13	
				Department of Pharmaceuticals	National Institute of Pharmaceutical Education and Research	NIPER, Rae Bareilly	NIPER, Hajipur	Indian Drugs & Pharmaceuticals Ltd.	NIPER Ahmedabad	Hindustan Antibiotic Ltd.	NIPER, Guwahati	NIPER Kolkata	National Pharmaceuticals Pricing Authority	Bengal Chemicals & Pharmaceuticals Ltd.	Karnataka Antibiotics & Pharmaceuticals Ltd.	NIPER, Hyderabad		
1	Opening Balance Of Requests Received Under RTI (As On 1st April)		550	72	4	0	0	0	0	0	0	1	13	3	1	0		
2	No.Of Requests Received		1452	420	52	48	15	71	23	14	44	10	113	9	39	46		
3	Total No.Of Requests (Column 1+2)		2002	492	56	48	15	71	23	14	44	11	126	12	40	46		
4	No. Of Cases Transferred To Other PAs U/S 6(3)		102	218	0	0	0	7	0	0	0	0	16	0	1	0		
5	Total No.Of Appeals Received		96	45	13	16	0	12	6	3	5	3	15	0	0	0		
6	Total No.Of Appeals Disposed		75	11	3	16	0	2	6	3	5	3	14	0	0	0		
7	Decisions Where Applications For Information Rejected		87 (6%)	1 (0%)	4 (8%)	0	0	0	0	0	0	0	0	0	0	0		
8	Number Of Cases Where Disciplinary Action Taken Against Any Officer In Respect Of Administration Of RTI Act		0	0	0	0	0	0	0	0	0	0	0	0	0	0		
9	Fee(Application) Collected (Rs.)		2794	600	130	460	100	480	0	120	430	90	80	10	0	440		
10	Addl.Charges Collected (Rs.)		5038	0	0	0	0	74	0	0	0	0	0	0	0	0		
11	Penalty Collected (Rs.)		0	0	0	0	0	0	0	0	0	0	0	0	0	0		
12	Total Amount Collected (Fee+Addl. Charges +Penalty) (Rs.)		7832	600	130	460	100	554	0	120	430	90	80	10	0	440		
13	No. CAPIO's Appointed (A)		23	0	0	0	0	3	0	0	0	0	1	1	0	0		
14	No. CPIO's Appointed (B)		40	13	1	1	0	3	1	1	0	0	1	1	0	1		
15	No. FAA's Appointed (C)		37	11	1	2	0	1	1	1	0	0	1	1	0	1		
16	Total (A+B+C)		100	24	2	3	0	7	2	2	0	0	3	3	0	2		
17	*	**	Section 8(1)	a	0	0	0	0	0	0	0	0	0	0	0	0		
18				b	0	0	0	0	0	0	0	0	0	0	0	0	0	0
19				c	1	0	0	0	0	0	0	0	0	0	0	0	0	0
20				d	5	0	0	0	0	0	0	2	0	0	0	0	4	0
21				e	6	0	0	0	0	0	0	0	0	0	0	0	0	0
22				f	0	0	2	0	0	0	0	0	0	0	0	0	0	0
23				g	1	0	0	0	0	0	0	0	0	0	0	0	0	0
24				h	5	0	1	0	0	0	0	0	0	0	0	0	0	0
25				i	0	0	0	0	0	0	0	0	0	0	0	0	0	0
26				j	52	0	0	0	0	0	9	3	0	0	0	0	15	0
27				9	0	0	0	0	0	0	0	0	0	0	0	0	0	0
28				11	1	0	0	0	0	0	0	0	0	0	0	0	0	0
29				24	0	0	0	0	0	0	0	0	0	0	0	0	0	0
30	other	27	1	1	0	0	0	0	0	0	0	0	0	0	0			
Total (17 to 30)			98	1	4	0	0	0	9	5	0	0	0	0	19	0		

* No. of times various Provisions were invoked while Rejecting Requests

** Relevant Sections of RTI Act 2005

Note :- The above data has been compiled based on the Quarterly reports submitted by Public Authorities on AppComs Software which is completed after the end of the financial year. In case any public authority does not enter the data the same will not be reflected in our Software/Annual Report.

Sr. No	Ministry/Department/Organisation		Department Total	Ministry Total	6																							
					6.1	6.2	6.3	6.4	6.5	6.6	6.7	6.8	6.9	6.10														
1	Opening Balance Of Requests Received Under RTI (As On 1st April)		94	714	119	19	0	0	0	111	12	85	224	2														
2	No.Of Requests Received		904	2810	7643	2187	56	78	81	1690	29	57	1830	31														
3	Total No.Of Requests (Column 1+2)		998	3524	7762	2206	56	78	81	1801	41	142	2054	33														
4	No. Of Cases Transferred To Other PAs U/S 6(3)		242	444	653	227	35	0	32	151	1	1	289	2														
5	Total No.Of Appeals Received		118	234	582	260	1	5	4	206	1	5	29	0														
6	Total No.Of Appeals Disposed		63	156	570	241	1	5	4	169	0	4	13	0														
7	Decisions Where Applications For Information Rejected		5 (1%)	93 (3%)	124 (2%)	54 (2%)	0	6 (8%)	0	1 (0%)	16 (55%)	1 (2%)	5 (0%)	1 (3%)														
8	Number Of Cases Where Disciplinary Action Taken Against Any Officer In Respect Of Administration Of RTI Act		0	0	0	0	0	0	0	0	0	0	0	0														
9	Fee(Application) Collected (Rs.)		2940	8746	6778	1390	460	0	300	1360	60	390	3580	40														
10	Addl.Charges Collected (Rs.)		74	5176	5024	0	0	0	354	230	0	1110	290	0														
11	Penalty Collected (Rs.)		0	0	0	0	0	0	0	0	0	0	0	0														
12	Total Amount Collected (Fee+Addl. Charges +Penalty) (Rs.)		3014	13922	11802	1390	460	0	654	1590	60	1500	3870	40														
13	No. CAPIO's Appointed (A)		5	36	0	0	0	0	11	48	0	0	0	4														
14	No. CPIO's Appointed (B)		23	85	220	85	1	27	0	0	0	0	12	4														
15	No. FAA's Appointed (C)		20	68	45	20	1	3	11	17	0	0	10	1														
16	Total (A+B+C)		48	189	265	105	2	30	22	65	0	0	22	9														
17	*	**																										
18																a	0	0	3	0	0	0	0	0	3	0	0	0
19																b	0	0	0	0	0	0	0	0	0	0	0	0
20																c	0	1	0	0	0	0	0	0	1	0	0	0
21																d	6	18	15	0	0	0	0	4	0	0	0	0
22																e	0	8	3	0	0	0	0	0	0	0	0	0
23																f	2	2	0	0	0	0	0	0	0	0	0	0
24																g	0	3	4	0	0	0	0	1	0	0	0	0
25																h	1	6	1	0	0	0	0	6	0	0	0	0
26																i	0	0	1	0	0	0	0	0	0	0	0	0
27																j	27	95	12	0	0	0	0	1	3	0	0	0
28																9	0	0	0	0	0	0	0	0	0	0	0	0
29																11	0	1	0	0	0	0	0	0	0	0	0	0
30	24	0	0	0	0	0	0	0	0	0	0	0	0															
	other	2	84	84	0	0	0	0	24	2	0	3	0															
Total (17 to 30)			38	218	123	0	0	0	0	36	9	0	3	0														

* No. of times various Provisions were invoked while Rejecting Requests

** Relevant Sections of RTI Act 2005

Note :- The above data has been compiled based on the Quarterly reports submitted by Public Authorities on AppComs Software which is completed after the end of the financial year. In case any public authority does not enter the data the same will not be reflected in our Software/Annual Report.

Sr. No	Ministry/Department/Organisation		Ministry Total	7																					
				7.1	7.2	7.3	7.4	7.5	7.6	7.7	7.8	7.9	7.10												
1	Opening Balance Of Requests Received Under RTI (As On 1st April)		572	39	0	56	0	710	15	0	39	4	256												
2	No.Of Requests Received		13682	521	25	1344	453	618	632	688	1939	73	3051												
3	Total No.Of Requests (Column 1+2)		14254	560	25	1400	453	1328	647	688	1978	77	3307												
4	No. Of Cases Transferred To Other PAs U/S 6(3)		1391	335	0	3	133	1	12	347	0	8	267												
5	Total No.Of Appeals Received		1093	47	0	348	131	54	153	48	186	3	402												
6	Total No.Of Appeals Disposed		1007	45	0	270	62	54	56	48	156	3	388												
7	Decisions Where Applications For Information Rejected		208 (2%)	9 (2%)	0	140 (10%)	0	41 (7%)	17 (3%)	17 (2%)	96 (5%)	1 (1%)	40 (1%)												
8	Number Of Cases Where Disciplinary Action Taken Against Any Officer In Respect Of Administration Of RTI Act		0	0	0	0	0	0	0	0	0	0	3												
9	Fee(Application) Collected (Rs.)		14358	950	248	11720	2000	1997	1090	2865	18630	360	23113												
10	Addl.Charges Collected (Rs.)		7008	30	0	6478	738	6632	1036	413	1022	260	25454												
11	Penalty Collected (Rs.)		0	0	0	0	0	0	0	0	1000	0	0												
12	Total Amount Collected (Fee+Addl. Charges +Penalty) (Rs.)		21366	980	248	18198	2738	8629	2126	3278	20652	620	48567												
13	No. CAPIO's Appointed (A)		63	0	0	14	1	1	0	0	0	8	0												
14	No. CPIO's Appointed (B)		349	15	1	2	16	1	25	20	16	1	17												
15	No. FAA's Appointed (C)		108	14	0	2	17	1	1	1	16	8	17												
16	Total (A+B+C)		520	29	1	18	34	3	26	21	32	17	34												
17	*	**																							
18														a	6	0	0	0	0	0	0	0	0	0	0
19														b	0	0	0	0	0	0	0	0	0	0	0
20														c	1	0	0	0	0	0	0	0	0	0	0
21														d	19	0	0	1	0	0	0	0	6	0	1
22														e	3	0	0	0	0	4	0	0	1	0	5
23														f	0	0	0	0	0	0	0	0	0	0	0
24														g	5	0	0	0	0	0	0	0	0	0	3
25														h	7	0	0	2	0	0	0	3	7	0	3
26														i	1	0	0	1	0	0	0	0	0	0	0
27														j	16	0	0	6	0	25	1	14	9	0	31
28														9	0	0	0	0	0	0	0	0	0	0	0
29														11	0	0	0	2	0	0	0	0	5	0	2
30	24	0	0	0	0	0	0	0	0	0	0	0													
	other	113	0	0	128	0	11	16	0	68	0	12													
Total (17 to 30)			171	0	0	140	0	40	17	17	96	0	57												

* No. of times various Provisions were invoked while Rejecting Requests

** Relevant Sections of RTI Act 2005

Note :- The above data has been compiled based on the Quarterly reports submitted by Public Authorities on AppComs Software which is completed after the end of the financial year. In case any public authority does not enter the data the same will not be reflected in our Software/Annual Report.

Sr. No	Ministry/Department/Organisation	7.11	7.12	7.13	Ministry Total	8									
		NLC India Ltd.	Western Coalfields Limited	Coal India Limited		Ministry of Minority Affairs	8.1	8.2	8.3	8.4	8.5	8.6	8.7	Ministry of Mines	
1	Opening Balance Of Requests Received Under RTI (As On 1st April)	31	232	0	1382	47	0	0	5	0	40	1	93		
2	No.Of Requests Received	411	1417	1869	13041	1004	160	43	32	21	95	57	1412		
3	Total No.Of Requests (Column 1+2)	442	1649	1869	14423	1051	160	43	37	21	135	58	1505		
4	No. Of Cases Transferred To Other PAs U/S 6(3)	19	62	317	1504	118	27	0	7	6	18	19	195		
5	Total No.Of Appeals Received	75	231	21	1699	118	12	7	6	0	12	3	158		
6	Total No.Of Appeals Disposed	74	231	0	1387	99	9	7	6	0	11	3	135		
7	Decisions Where Applications For Information Rejected	0	72 (5%)	86 (5%)	519 (4%)	0	3 (2%)	0	0	0	0	0	3 (0%)		
8	Number Of Cases Where Disciplinary Action Taken Against Any Officer In Respect Of Administration Of RTI Act	1	0	0	4	0	0	0	0	0	0	0	0		
9	Fee(Application) Collected (Rs.)	1170	10470	17722	92335	615	80	420	40	0	740	10	1905		
10	Addl.Charges Collected (Rs.)	50	2959	0	45072	0	100	320	0	0	0	0	420		
11	Penalty Collected (Rs.)	500	0	0	1500	0	0	0	0	0	0	0	0		
12	Total Amount Collected (Fee+Addl. Charges +Penalty) (Rs.)	1720	13429	17722	138907	615	180	740	40	0	740	10	2325		
13	No. CAPIO's Appointed (A)	19	11	1	55	13	1	0	0	0	0	1	15		
14	No. CPIO's Appointed (B)	1	1	1	117	13	1	1	2	3	2	1	23		
15	No. FAA's Appointed (C)	1	1	1	80	11	1	1	2	1	1	1	18		
16	Total (A+B+C)	21	13	3	252	37	3	2	4	4	3	3	56		
17	*	**	Section 8(1)	a	0	0	0	0	0	0	0	0	0		
18				b	0	0	0	0	0	0	0	0	0	0	0
19				c	0	0	0	0	0	0	0	0	0	0	0
20				d	0	0	9	17	0	0	0	0	0	0	0
21				e	0	0	8	18	0	0	0	0	0	0	0
22				f	0	0	0	0	0	0	0	0	0	0	0
23				g	0	0	4	7	0	0	0	0	0	0	0
24				h	0	0	4	19	0	0	0	0	0	0	0
25				i	0	0	0	1	0	0	0	0	0	0	0
26				j	0	0	6	92	0	0	0	0	0	0	0
27				9	0	0	0	0	0	0	0	0	0	0	0
28				11	0	0	0	9	0	0	0	0	0	0	0
29				24	0	0	0	0	0	0	0	0	0	0	0
30	other	0	0	55	290	0	0	0	0	0	0	0	0		
Total (17 to 30)		0	0	86	453	0	0	0	0	0	0	0	0		

* No. of times various Provisions were invoked while Rejecting Requests

** Relevant Sections of RTI Act 2005

Note :- The above data has been compiled based on the Quarterly reports submitted by Public Authorities on AppComs Software which is completed after the end of the financial year. In case any public authority does not enter the data the same will not be reflected in our Software/Annual Report.

Sr. No	Ministry/Department/Organisation										10	10.1	10.1.1		
		9.1	9.2	9.3	9.4	9.5	9.6	9.7	9.8						
		Geological Survey of India	Ministry of Mines	Hindustan Copper Ltd.	National Aluminium Company Ltd.	Jawaharlal Nehru Aluminium Research Development and Design Centre.	Mineral Exploration Corporation Ltd.	Indian Bureau of Mines	National Institute of Rock Mechanics	Ministry Total			Department of Commerce		
1	Opening Balance Of Requests Received Under RTI (As On 1st April)	41	76	43	25	0	12	6	4	207			9		
2	No.Of Requests Received	533	714	156	323	9	69	510	12	2326			1365		
3	Total No.Of Requests (Column 1+2)	574	790	199	348	9	81	516	16	2533			1374		
4	No. Of Cases Transferred To Other PAs U/S 6(3)	30	172	10	1	0	0	88	0	301			731		
5	Total No.Of Appeals Received	75	151	18	51	7	7	51	5	365			54		
6	Total No.Of Appeals Disposed	72	147	1	51	0	6	50	5	332			48		
7	Decisions Where Applications For Information Rejected	3 (1%)	81 (11%)	5 (3%)	111 (34%)	7 (78%)	7 (10%)	12 (2%)	0	226 (10%)			115 (8%)		
8	Number Of Cases Where Disciplinary Action Taken Against Any Officer In Respect Of Administration Of RTI Act	0	0	0	0	0	0	0	0	0			0		
9	Fee(Application) Collected (Rs.)	3200	1560	500	712	70	520	2146	0	8708			1080		
10	Addl.Charges Collected (Rs.)	382	1016	620	2678	0	424	2950	850	8920			1400		
11	Penalty Collected (Rs.)	0	0	0	0	0	0	0	0	0			0		
12	Total Amount Collected (Fee+Addl. Charges +Penalty) (Rs.)	3582	2576	1120	3390	70	944	5096	850	17628			2480		
13	No. CAPIO's Appointed (A)	0	0	0	9	0	1	0	1	11			78		
14	No. CPIO's Appointed (B)	11	9	7	1	1	1	37	1	68			33		
15	No. FAA's Appointed (C)	10	9	1	1	1	1	16	1	40			14		
16	Total (A+B+C)	21	18	8	11	2	3	53	3	119			125		
17	*	**	Section 8(1)	a	0	7	1	0	0	0	0	8	0		
18				b	0	0	0	0	0	0	0	0	0	0	0
19				c	0	0	0	0	0	0	0	0	0	0	0
20				d	0	2	0	9	0	0	2	0	13	0	0
21				e	0	0	0	10	0	3	0	0	13	0	0
22				f	0	0	0	0	0	0	0	0	0	0	0
23				g	1	0	0	3	0	0	0	0	4	0	0
24				h	1	0	0	2	0	0	0	0	3	0	0
25				i	0	0	0	0	0	0	0	0	0	0	0
26				j	2	1	5	41	7	0	0	0	56	0	0
27				Other Sections	9	0	0	0	0	0	0	0	0	0	0
28				11	0	0	0	0	0	0	1	0	1	0	0
29				24	0	0	0	0	0	0	0	0	0	0	0
30	other	1	4	1	46	0	2	9	0	63	0	0			
Total (17 to 30)		5	14	7	111	7	5	12	0	161			0		

* No. of times various Provisions were invoked while Rejecting Requests

** Relevant Sections of RTI Act 2005

Note :- The above data has been compiled based on the Quarterly reports submitted by Public Authorities on AppComs Software which is completed after the end of the financial year. In case any public authority does not enter the data the same will not be reflected in our Software/Annual Report.

Sr. No	Ministry/Department/Organisation			10.1.2	10.1.3	10.1.4	10.1.5	10.1.6	10.1.7	10.1.8	10.1.9	10.1.10	10.1.11	10.1.12	10.1.13	10.1.14	10.1.15		
				Agricultural and Processed Food Products Export Development Authority	Cochin Special Economic Zone	Coffee Board	Directorate General of Commercial Intelligence and Statistics	Directorate General of Foreign Trade	Export Inspection Council of India	Falga Special Economic Zone	India Trade Promotion Organisation	Indian Institute of Foreign Trade	Kandla Special Economic Zone	National Centre For Trade Information (NCTI)	Noida Special Economic Zone	PEC Ltd.	Rubber Board		
1	Opening Balance Of Requests Received Under RTI (As On 1st April)			0	49	3	0	95	15	1	4	107	1	0	0	0	17		
2	No.Of Requests Received			184	14	48	267	708	146	15	78	4	40	0	27	0	88		
3	Total No.Of Requests (Column 1+2)			184	63	51	267	803	161	16	82	111	41	0	27	0	105		
4	No. Of Cases Transferred To Other PAs U/S 6(3)			21	0	0	10	266	1	2	12	0	2	0	0	0	0		
5	Total No.Of Appeals Received			21	0	5	32	103	21	4	8	11	2	0	0	0	14		
6	Total No.Of Appeals Disposed			21	0	4	31	40	2	4	8	0	2	0	0	0	14		
7	Decisions Where Applications For Information Rejected			0	0	0	0	20 (3%)	55 (38%)	4 (27%)	0	0	2 (5%)	0	0	0	0		
8	Number Of Cases Where Disciplinary Action Taken Against Any Officer In Respect Of Administration Of RTI Act			0	0	0	0	0	0	0	0	0	0	0	0	0	0		
9	Fee(Application) Collected (Rs.)			650	30	230	0	4730	430	30	220	0	200	0	4061	0	370		
10	Addl.Charges Collected (Rs.)			0	0	0	0	102	332	0	472	0	134	0	0	0	178		
11	Penalty Collected (Rs.)			0	0	0	0	0	0	0	0	0	0	0	0	0	0		
12	Total Amount Collected (Fee+Addl. Charges +Penalty) (Rs.)			650	30	230	0	4832	762	30	692	0	334	0	4061	0	548		
13	No. CAPIO's Appointed (A)			1	1	74	1	0	6	1	0	0	1	0	0	0	0		
14	No. CPIO's Appointed (B)			16	1	22	1	85	1	1	0	1	1	0	2	3	0		
15	No. FAA's Appointed (C)			5	1	8	1	49	1	1	0	1	1	0	1	1	0		
16	Total (A+B+C)			22	3	104	3	134	8	3	0	2	3	0	3	4	0		
17	*	**	Section 8(1)	a	0	0	0	0	0	0	0	0	0	0	0	0	0		
18				b	0	0	0	0	0	0	0	0	0	0	0	0	0	0	0
19				c	0	0	0	0	0	0	0	0	0	0	0	0	0	0	0
20				d	0	0	0	0	8	1	0	0	0	0	0	0	0	0	0
21				e	0	0	0	0	1	1	0	0	0	0	0	0	0	0	0
22				f	0	0	0	0	0	0	0	0	0	0	0	0	0	0	0
23				g	0	0	0	0	0	0	0	0	0	0	0	0	0	0	0
24				h	0	0	0	0	3	0	0	0	0	0	0	0	0	0	0
25				i	0	0	0	0	1	0	0	0	0	0	0	0	0	0	0
26				j	0	0	0	0	5	11	0	0	0	0	0	0	0	0	0
27				Other Sections			9	0	0	0	0	0	0	0	0	0	0	0	0
28							11	0	0	0	3	0	0	0	0	0	0	0	0
29							24	0	0	0	0	0	0	0	0	0	0	0	0
30	other			0	0	0	0	6	0	4	0	0	0	0	0	0			
Total (17 to 30)				0	0	0	0	27	13	4	0	0	0	0	0	0	0		

* No. of times various Provisions were invoked while Rejecting Requests

** Relevant Sections of RTI Act 2005

Note :- The above data has been compiled based on the Quarterly reports submitted by Public Authorities on AppComs Software which is completed after the end of the financial year. In case any public authority does not enter the data the same will not be reflected in our Software/Annual Report.

Sr. No	Ministry/Department/Organisation		10.1.16	10.1.17	10.1.18	10.1.19	10.1.20	10.1.21	10.1.22	10.1.23	10.1.24	10.1.25	10.1.26	10.1.27	10.1.28	10.1.29		
			SEEPZ Special Economic Zone	Spices Board	STCL Limited	Tea Board	Tea Research Association	The Marine Products Export Development Authority	The State Trading Corporation of India Ltd.	Tobacco Board	UPASI Tea Research Foundation	Vishakhapatnam Special Economic Zone	MEPZ Special Economic Zone & HEOUs	MMTC Limited	ECGC LIMITED	Footwear Design and Development Institute		
1	Opening Balance Of Requests Received Under RTI (As On 1st April)		123	2	0	0	0	0	43	8	0	0	3	1	0	3		
2	No.Of Requests Received		40	99	3	76	4	47	66	70	0	13	27	46	146	84		
3	Total No.Of Requests (Column 1+2)		163	101	3	76	4	47	109	78	0	13	30	47	146	87		
4	No. Of Cases Transferred To Other PAs U/S 6(3)		0	0	0	0	0	0	0	1	0	0	0	8	0	0		
5	Total No.Of Appeals Received		18	6	0	3	0	2	17	8	0	1	3	7	6	33		
6	Total No.Of Appeals Disposed		18	5	0	1	0	2	9	8	0	1	3	2	6	29		
7	Decisions Where Applications For Information Rejected		0	1 (1%)	0	28 (37%)	1 (25%)	0	2 (3%)	0	0	0	0	0	25 (17%)	0		
8	Number Of Cases Where Disciplinary Action Taken Against Any Officer In Respect Of Administration Of RTI Act		0	0	0	0	0	0	0	0	0	0	0	0	0	0		
9	Fee(Application) Collected (Rs.)		40	270	0	90	0	0	1250	160	0	150	260	220	0	710		
10	Addl.Charges Collected (Rs.)		1874	704	0	42	0	0	82	100	0	368	0	0	0	0		
11	Penalty Collected (Rs.)		0	0	0	0	0	0	0	0	0	0	0	0	0	0		
12	Total Amount Collected (Fee+Addl. Charges +Penalty) (Rs.)		1914	974	0	132	0	0	1332	260	0	518	260	220	0	710		
13	No. CAPIO's Appointed (A)		1	1	1	0	2	0	0	38	0	2	1	34	0	0		
14	No. CPIO's Appointed (B)		1	8	1	3	0	1	25	16	0	2	1	1	65	13		
15	No. FAA's Appointed (C)		1	1	1	3	2	0	7	1	0	1	1	1	0	1		
16	Total (A+B+C)		3	10	3	6	4	1	32	55	0	5	3	36	65	14		
17	*	**	Section 8(1)	a	0	0	0	0	0	0	0	0	0	0	0	0		
18				b	0	0	0	0	0	0	0	0	0	0	0	0	0	0
19				c	0	0	0	0	0	0	0	0	0	0	0	0	0	0
20				d	0	0	0	0	0	0	2	0	0	1	0	4	18	0
21				e	0	0	0	0	0	0	0	0	0	0	0	0	15	0
22				f	0	0	0	0	0	0	0	0	0	0	0	0	0	0
23				g	0	0	0	0	0	0	0	0	0	0	0	0	0	0
24				h	0	0	0	0	0	0	0	0	0	0	0	3	0	0
25				i	0	0	0	0	0	0	0	0	0	0	0	0	0	0
26				j	0	0	0	0	1	0	0	0	0	0	0	6	1	0
27				9	0	0	0	0	0	0	0	0	0	0	0	0	1	0
28				11	0	0	0	0	0	0	0	0	0	0	0	0	2	0
29				24	0	0	0	0	0	0	0	0	0	0	0	0	2	0
30	other	0	1	0	0	0	0	0	0	0	0	0	0	0	0			
Total (17 to 30)			0	1	0	0	1	0	2	0	0	1	0	13	39	0		

* No. of times various Provisions were invoked while Rejecting Requests

** Relevant Sections of RTI Act 2005

Note :- The above data has been compiled based on the Quarterly reports submitted by Public Authorities on AppComs Software which is completed after the end of the financial year. In case any public authority does not enter the data the same will not be reflected in our Software/Annual Report.

Sr. No	Ministry/Department/Organisation		10.1.30	10.1.31	Department Total	10.2	10.2.1	10.2.2	10.2.3	10.2.4	10.2.5	10.2.6	10.2.7	10.2.8	10.2.9		
			Government e Marketplace (GellM)	Directorate General of Trade Remedies (DGTR)													
1	Opening Balance Of Requests Received Under RTI (As On 1st April)		3	0	487												
2	No.Of Requests Received		208	19	3932												
3	Total No.Of Requests (Column 1+2)		211	19	4419												
4	No. Of Cases Transferred To Other PAs U/S 6(3)		13	0	1067												
5	Total No.Of Appeals Received		31	8	418												
6	Total No.Of Appeals Disposed		29	8	295												
7	Decisions Where Applications For Information Rejected		79 (38%)	0	332 (8%)												
8	Number Of Cases Where Disciplinary Action Taken Against Any Officer In Respect Of Administration Of RTI Act		0	0	0												
9	Fee(Application) Collected (Rs.)		800	0	15981												
10	Addl.Charges Collected (Rs.)		0	0	5788												
11	Penalty Collected (Rs.)		0	0	0												
12	Total Amount Collected (Fee+Addl. Charges +Penalty) (Rs.)		800	0	21769												
13	No. CAPIO's Appointed (A)		0	0	243												
14	No. CPIO's Appointed (B)		1	1	306												
15	No. FAA's Appointed (C)		1	1	106												
16	Total (A+B+C)		2	2	655												
17	*	**	Section 8(1)	a	0	0	0										
18				b	0	0	0										
19				c	0	0	0										
20				d	0	0	34										
21				e	0	0	17										
22				f	0	0	0										
23				g	0	0	0										
24				h	0	0	6										
25				i	0	0	1										
26				j	0	0	24										
27				9	0	0	1										
28				11	0	0	5										
29				24	0	0	2										
30	other	0	0	11													
Total (17 to 30)			0	0	101												

Department of Industrial Policy & Promotion

* No. of times various Provisions were invoked while Rejecting Requests

** Relevant Sections of RTI Act 2005

Note :- The above data has been compiled based on the Quarterly reports submitted by Public Authorities on AppComs Software which is completed after the end of the financial year. In case any public authority does not enter the data the same will not be reflected in our Software/Annual Report.

Sr. No	Ministry/Department/Organisation		10.2				Department Total	Ministry Total	11	11.1	11.2	11.3	11.4	11.5	11.6	
			10.2.10	10.2.11	10.2.12	10.2.13										
			Office of the Salt Commissioner	Petroleum and Explosives Safety Organisation	Quality Council of India	Tariff Commission			Department of Atomic Energy	Tata Memorial Centre	Heavy Water Plant(Baroda)	Nuclear Power Corporation of India	Tata Institute of Fundamental Research	Heavy Water Plant (Taicher)		
1	Opening Balance Of Requests Received Under RTI (As On 1st April)		48	0	4	0	95	582	6	16	2	0	553	5		
2	No.Of Requests Received		156	274	91	6	3526	7458	442	176	37	1008	76	29		
3	Total No.Of Requests (Column 1+2)		204	274	95	6	3621	8040	448	192	39	1008	629	34		
4	No. Of Cases Transferred To Other PAs U/S 6(3)		1	0	6	0	113	1180	162	0	0	4	0	1		
5	Total No.Of Appeals Received		18	63	15	0	251	669	42	39	1	190	67	0		
6	Total No.Of Appeals Disposed		15	36	15	0	213	508	42	32	1	67	18	0		
7	Decisions Where Applications For Information Rejected		4 (3%)	1 (0%)	0	0	19 (1%)	351 (5%)	6 (1%)	87 (49%)	0	122 (12%)	0	1 (3%)		
8	Number Of Cases Where Disciplinary Action Taken Against Any Officer In Respect Of Administration Of RTI Act		0	0	0	0	0	0	0	0	0	0	0	0		
9	Fee(Application) Collected (Rs.)		1830	1490	830	0	31347	47328	236	420	50	5918	610	260		
10	Addl.Charges Collected (Rs.)		1481	1410	0	0	18118	23906	1271	210	294	17756	210	44		
11	Penalty Collected (Rs.)		0	0	0	0	0	0	0	762	0	0	0	0		
12	Total Amount Collected (Fee+Addl. Charges +Penalty) (Rs.)		3311	2900	830	0	49465	71234	1507	1392	344	23674	820	304		
13	No. CAPIO's Appointed (A)		0	0	1	1	20	263	1	0	1	8	1	0		
14	No. CPIO's Appointed (B)		0	0	1	1	43	349	17	4	1	9	6	0		
15	No. FAA's Appointed (C)		0	0	1	1	20	126	10	2	1	1	1	0		
16	Total (A+B+C)		0	0	3	3	83	738	28	6	3	18	8	0		
17	*	**	Section 8(1)	a	0	0	0	0	0	0	0	0	6	1	0	
18				b	0	0	0	0	0	0	0	0	0	0	0	0
19				c	0	0	0	0	0	0	0	0	0	0	0	0
20				d	0	0	0	0	0	34	0	4	0	5	0	0
21				e	0	1	0	0	1	18	0	13	0	4	2	0
22				f	0	0	0	0	0	0	0	0	0	0	0	0
23				g	0	0	0	0	0	0	0	0	0	3	2	0
24				h	0	0	0	0	0	6	0	0	0	4	0	0
25				i	0	0	0	0	0	1	0	0	0	16	0	0
26				j	0	1	0	0	2	26	6	42	0	25	3	0
27				9	0	0	0	0	0	1	0	0	0	16	0	0
28				11	0	0	0	0	0	5	0	0	0	0	0	0
29				24	0	0	0	0	0	2	0	0	0	0	0	0
30	other	0	0	0	0	1	12	0	34	0	43	0	1			
Total (17 to 30)			0	2	0	0	4	105	6	93	0	122	8	1		

* No. of times various Provisions were invoked while Rejecting Requests

** Relevant Sections of RTI Act 2005

Note :- The above data has been compiled based on the Quarterly reports submitted by Public Authorities on AppComs Software which is completed after the end of the financial year. In case any public authority does not enter the data the same will not be reflected in our Software/Annual Report.

Sr. No	Ministry/Department/Organisation	11.7	11.8	11.9	11.10	11.11	11.12	11.13	11.14	11.15	11.16	11.17	11.18	11.19	11.20	11.21			
		Variable Energy Cyclotron Centre	Directorate of Purchase and Stores	Atomic Minerals Directorate for Exploration and Research	Institute for Plasma Research	Heavy Water Plant (Tuticorin)	Institute of Physics (IOP)	Nuclear Recycle Board (Tarapur)	Heavy Water Plant (Manuguru)	Indian Rare Earth Ltd.	Heavy Water Plant (Kota)	Nuclear Fuel Complex	Directorate of Construction, Services & Estate Management	BAPC Facilities, Kalpakkam	Atomic Energy Education Society	Indira Gandhi Centre for Atomic Research			
1	Opening Balance Of Requests Received Under RTI (As On 1st April)	0	5	10	4	0	3	6	1	8	1	0	5	8	13	15			
2	No.Of Requests Received	95	128	316	42	39	31	63	75	117	45	158	79	75	124	126			
3	Total No.Of Requests (Column 1+2)	95	133	326	46	39	34	69	76	125	46	158	84	83	137	141			
4	No. Of Cases Transferred To Other PAs U/S 6(3)	0	0	11	1	1	0	26	0	1	12	1	3	2	11	4			
5	Total No.Of Appeals Received	0	10	23	4	1	2	4	7	11	2	20	5	7	29	30			
6	Total No.Of Appeals Disposed	0	2	22	4	1	2	4	7	4	2	20	3	7	24	30			
7	Decisions Where Applications For Information Rejected	0	0	6 (2%)	0	0	0	0	0	17 (15%)	0	0	0	0	0	0			
8	Number Of Cases Where Disciplinary Action Taken Against Any Officer In Respect Of Administration Of RTI Act	0	0	0	0	0	0	0	0	0	0	0	0	0	0	0			
9	Fee(Application) Collected (Rs.)	460	700	90	30	110	20	470	640	900	180	1090	490	550	970	780			
10	Addl.Charges Collected (Rs.)	0	546	36	45	32	0	0	334	895	10	24	30	190	100	82			
11	Penalty Collected (Rs.)	0	0	0	0	0	0	0	0	0	0	0	0	0	0	0			
12	Total Amount Collected (Fee+Addl. Charges +Penalty) (Rs.)	460	1246	126	75	142	20	470	974	1795	190	1114	520	740	1070	862			
13	No. CAPIO's Appointed (A)	1	1	8	2	1	0	1	1	6	1	1	0	1	32	1			
14	No. CPIO's Appointed (B)	1	11	9	2	1	1	1	1	1	1	1	2	1	1	1			
15	No. FAA's Appointed (C)	1	7	9	1	1	1	1	1	1	1	1	1	1	1	1			
16	Total (A+B+C)	3	19	26	5	3	2	3	3	8	3	3	3	3	34	3			
17	*	**	Section 8(1)	a	0	0	0	0	0	2	0	6	0	0	1	0	0		
18				b	0	0	0	0	0	0	0	0	0	0	0	0	0	0	0
19				c	0	0	0	0	0	0	0	0	0	0	0	0	0	0	0
20				d	0	0	9	1	0	0	1	0	7	0	3	1	0	0	0
21				e	0	0	0	0	0	0	0	3	6	0	0	0	0	0	0
22				f	0	0	0	0	0	0	0	0	1	0	0	0	0	0	0
23				g	0	0	0	0	0	0	2	0	0	0	0	0	0	0	0
24				h	0	4	0	0	0	0	0	0	0	0	0	0	0	0	0
25				i	0	0	0	1	0	0	0	0	0	0	0	0	0	0	0
26				j	0	0	0	3	0	0	3	0	2	0	2	4	0	0	0
27				9	0	0	0	0	0	0	0	0	0	0	0	0	0	0	0
28				11	0	5	0	0	0	0	0	0	0	0	0	0	0	0	0
29				24	0	0	0	0	0	0	0	0	0	0	0	0	0	0	0
30	other	0	0	67	0	0	0	1	0	9	0	4	7	4	0	0			
Total (17 to 30)		0	9	76	5	0	0	9	3	31	0	9	12	5	0	0			

* No. of times various Provisions were invoked while Rejecting Requests

** Relevant Sections of RTI Act 2005

Note :- The above data has been compiled based on the Quarterly reports submitted by Public Authorities on AppComs Software which is completed after the end of the financial year. In case any public authority does not enter the data the same will not be reflected in our Software/Annual Report.

Sr. No	Ministry/Department/Organisation	11.22	11.23	11.24	11.25	11.26	11.27	11.28	11.29	11.30	11.31	11.32	11.33	11.34	Ministry Total			
		Uranium Corporation of India Ltd.	Institute of Mathematical Sciences,	Saha Institute of Nuclear Physics	General Services Organisation, Kalpakkam	Heavy Water Board (CO), HWP (Thal) and HWP (Hazira)	Raja Ramanna Centre for Advanced Technology	Atomic Energy Regulatory Board	Rare Materials Project (Mysore)	Electronics Corporation of India Ltd.	Bharatiya Nabhikiya Vidhyut Nigam Ltd. (BHAVINI)	Board of Radiation and Isotope Technology	Bhabha Atomic Research Centre (Mumbai)	Harish Chandra Research Institute				
1	Opening Balance Of Requests Received Under RTI (As On 1st April)	0	0	6	49	23	10	6	2	15	0	0	22	0	794			
2	No.Of Requests Received	129	19	34	53	191	102	126	28	115	48	36	609	41	4812			
3	Total No.Of Requests (Column 1+2)	129	19	40	102	214	112	132	30	130	48	36	631	41	5606			
4	No. Of Cases Transferred To Other PAs U/S 6(3)	0	0	0	0	18	0	4	2	1	0	1	58	0	324			
5	Total No.Of Appeals Received	19	0	2	21	29	20	9	1	24	9	3	97	8	736			
6	Total No.Of Appeals Disposed	19	0	1	20	25	20	9	1	19	9	3	63	8	489			
7	Decisions Where Applications For Information Rejected	0	6 (32%)	0	0	0	0	0	0	3 (3%)	0	0	90 (15%)	0	338 (7%)			
8	Number Of Cases Where Disciplinary Action Taken Against Any Officer In Respect Of Administration Of RTI Act	0	0	0	0	0	0	0	0	0	0	0	0	0	0			
9	Fee(Application) Collected (Rs.)	760	0	10	20	1280	120	1150	70	282	240	0	830	0	19736			
10	Addl.Charges Collected (Rs.)	50	0	0	290	784	766	0	10	0	218	0	786	96	25109			
11	Penalty Collected (Rs.)	0	0	0	0	0	0	0	0	0	0	0	0	0	762			
12	Total Amount Collected (Fee+Addl. Charges +Penalty) (Rs.)	810	0	10	310	2064	886	1150	80	282	458	0	1616	96	45607			
13	No. CAPIO's Appointed (A)	1	1	0	1	1	1	1	1	0	0	7	1	0	83			
14	No. CPIO's Appointed (B)	1	1	1	1	1	1	1	1	1	1	1	1	0	84			
15	No. FAA's Appointed (C)	1	1	1	0	1	1	1	1	0	1	1	1	0	54			
16	Total (A+B+C)	3	3	2	2	3	3	3	3	1	2	9	3	0	221			
17	*	**	Section 8(1)	a	0	0	0	0	0	0	2	0	0	1	0	19		
18				b	0	0	0	0	0	0	0	0	0	0	0	0	0	0
19				c	0	0	0	0	0	0	0	0	0	0	0	0	0	0
20				d	0	0	0	0	0	0	0	2	0	0	0	7	0	40
21				e	0	0	0	0	0	0	0	0	3	1	0	4	0	36
22				f	0	0	0	0	0	0	0	0	0	0	0	0	0	1
23				g	0	0	0	0	0	0	0	0	3	0	0	4	0	14
24				h	0	0	0	0	0	0	0	0	0	0	0	0	0	8
25				i	0	0	0	0	0	0	0	0	0	0	0	0	0	17
26				j	0	0	0	0	0	0	0	2	9	5	0	28	0	134
27				9	0	0	0	0	0	0	0	0	0	0	0	0	0	16
28				11	0	0	0	0	0	0	0	0	0	0	0	0	0	5
29				24	0	0	0	0	0	0	0	0	0	0	0	0	0	0
30	other	0	0	0	0	0	0	0	0	0	14	0	46	0	230			
Total (17 to 30)		0	0	0	0	0	0	0	6	15	20	0	90	0	520			

* No. of times various Provisions were invoked while Rejecting Requests

** Relevant Sections of RTI Act 2005

Note :- The above data has been compiled based on the Quarterly reports submitted by Public Authorities on AppComs Software which is completed after the end of the financial year. In case any public authority does not enter the data the same will not be reflected in our Software/Annual Report.

Sr. No	Ministry/Department/Organisation			12	12.1	12.1.1	12.1.2	12.1.3	12.1.4	12.1.5	12.1.6	12.1.7	12.1.8	12.1.9	Department Total	12.2
				Ministry of Communications												
Department of Telecommunications																
	C-DoT															
	Department of Telecommunications															
	Bharat Sanchar Nigam Limited															
	Mahanagar Telephone Nigam Limited (MTNL)															
	Telecom Disputes Settlement & Appellate Tribunal															
	Telecom Consultants of India															
	Telecom Regulatory Authority of India															
	Indian Telephone Industries Ltd															
	Principal Controller of Accounts, Telangana															
	Department Total															
1	Opening Balance Of Requests Received Under RTI (As On 1st April)			28	507	1181	42	0	28	429	9	3	2227			
2	No.Of Requests Received			21	5405	17061	1558	1	68	1313	287	49	25763			
3	Total No.Of Requests (Column 1+2)			49	5912	18242	1600	1	96	1742	296	52	27990			
4	No. Of Cases Transferred To Other PAs U/S 6(3)			4	2051	2055	186	0	2	660	1	0	4959			
5	Total No.Of Appeals Received			5	263	2123	221	0	13	83	37	3	2748			
6	Total No.Of Appeals Disposed			5	179	1509	160	0	13	17	9	3	1895			
7	Decisions Where Applications For Information Rejected			4 (19%)	70 (1%)	806 (5%)	96 (6%)	0	6 (9%)	0	6 (2%)	2 (4%)	990 (4%)			
8	Number Of Cases Where Disciplinary Action Taken Against Any Officer In Respect Of Administration Of RTI Act			0	0	0	0	0	0	0	0	0	0			
9	Fee(Application) Collected (Rs.)			100	710	77062	5153	0	480	7280	2165	60	93010			
10	Addl.Charges Collected (Rs.)			0	742	52355	1166	0	0	0	42	30	54335			
11	Penalty Collected (Rs.)			0	0	0	0	0	0	0	0	0	0			
12	Total Amount Collected (Fee+Addl. Charges +Penalty) (Rs.)			100	1452	129417	6319	0	480	7280	2207	90	147345			
13	No. CAPIO's Appointed (A)			2	0	380	37	0	1	1	1	0	422			
14	No. CPIO's Appointed (B)			1	111	572	51	0	1	1	1	1	739			
15	No. FAA's Appointed (C)			0	62	469	26	0	1	1	1	1	561			
16	Total (A+B+C)			3	173	1421	114	0	3	3	3	2	1722			
17	*	**	Section 8(1)	a	0	1	0	1	0	0	0	0	0	2		
18				b	0	1	4	0	0	0	0	0	0	0	5	
19				c	0	4	0	0	0	0	0	0	0	0	4	
20				d	0	19	79	8	0	4	0	0	0	0	110	
21				e	0	4	12	0	0	0	0	0	3	0	19	
22				f	0	5	9	0	0	0	0	0	0	0	14	
23				g	0	6	11	2	0	0	0	0	1	0	20	
24				h	0	26	14	0	0	1	0	0	0	0	41	
25				i	0	9	6	1	0	0	0	0	0	0	16	
26				j	0	15	236	65	0	3	0	0	0	1	320	
27				9	0	10	3	0	0	0	0	0	0	0	13	
28				11	0	16	10	0	0	0	0	0	1	0	27	
29				24	0	12	2	0	0	0	0	0	0	0	14	
30	other	3	20	427	17	0	0	0	0	4	1	472				
Total (17 to 30)				3	148	813	94	0	8	0	9	2	1077			

* No. of times various Provisions were invoked while Rejecting Requests

** Relevant Sections of RTI Act 2005

Note :- The above data has been compiled based on the Quarterly reports submitted by Public Authorities on AppComs Software which is completed after the end of the financial year. In case any public authority does not enter the data the same will not be reflected in our Software/Annual Report.

Sr. No	Ministry/Department/Organisation		12.2.1		13	13.1								
			Department Of Posts	Department Total		Ministry Total	13.1.1	13.1.2	13.1.3	13.1.4	13.1.5	13.1.6	13.1.7	
1	Opening Balance Of Requests Received Under RTI (As On 1st April)		2745	2745	4972	2	29	0	0	0	0	445		
2	No.Of Requests Received		76322	76322	102085	8	258	0	28	0	1	5803		
3	Total No.Of Requests (Column 1+2)		79067	79067	107057	10	287	0	28	0	1	6248		
4	No. Of Cases Transferred To Other PAs U/S 6(3)		5927	5927	10886	1	0	0	7	0	1	213		
5	Total No.Of Appeals Received		5389	5389	8137	0	63	0	7	0	0	882		
6	Total No.Of Appeals Disposed		5001	5001	6896	0	46	0	5	0	0	828		
7	Decisions Where Applications For Information Rejected		649 (1%)	649 (1%)	1639 (2%)	1 (13%)	3 (1%)	0	2 (7%)	0	0	28 (0%)		
8	Number Of Cases Where Disciplinary Action Taken Against Any Officer In Respect Of Administration Of RTI Act		0	0	0	0	0	0	0	0	0	0		
9	Fee(Application) Collected (Rs.)		235173	235173	328183	40	960	0	30	0	0	25965		
10	Addl.Charges Collected (Rs.)		82170	82170	136505	0	186	0	0	0	0	31015		
11	Penalty Collected (Rs.)		0	0	0	0	0	0	0	0	0	0		
12	Total Amount Collected (Fee+Addl. Charges +Penalty) (Rs.)		317343	317343	464688	40	1146	0	30	0	0	56980		
13	No. CAPIO's Appointed (A)		4710	4710	5132	1	1	0	6	0	0	177		
14	No. CPIO's Appointed (B)		1258	1258	1997	1	1	0	6	0	0	573		
15	No. FAA's Appointed (C)		178	178	739	1	1	0	1	0	0	294		
16	Total (A+B+C)		6146	6146	7868	3	3	0	13	0	0	1044		
17	*	**	Section 8(1)	a	0	0	2	0	0	0	0	0	0	
18				b	0	0	5	0	0	0	0	0	0	0
19				c	0	0	4	0	0	0	0	0	0	0
20				d	11	11	121	0	0	0	0	0	0	0
21				e	44	44	63	0	0	0	0	0	0	0
22				f	5	5	19	0	0	0	0	0	0	0
23				g	1	1	21	0	0	0	0	0	0	0
24				h	51	51	92	0	0	0	0	0	0	0
25				i	12	12	28	0	0	0	0	0	0	0
26				j	156	156	476	0	1	0	127	0	0	0
27				9	0	0	13	0	0	0	0	0	0	0
28				11	16	16	43	0	0	0	0	0	0	0
29				24	14	14	28	0	0	0	0	0	0	0
30	other	325	325	797	0	2	0	0	0	0	20			
Total (17 to 30)			635	635	1712	0	3	0	127	0	0	20		

* No. of times various Provisions were invoked while Rejecting Requests

** Relevant Sections of RTI Act 2005

Note :- The above data has been compiled based on the Quarterly reports submitted by Public Authorities on AppComs Software which is completed after the end of the financial year. In case any public authority does not enter the data the same will not be reflected in our Software/Annual Report.

Sr. No	Ministry/Department/Organisation											13.2	13.2.1	13.2.2			
	13.1.8	13.1.9	13.1.10	13.1.11	13.1.12	13.1.13	13.1.14	13.1.15	13.1.16	13.1.17	Department Total						
1	Opening Balance Of Requests Received Under RTI (As On 1st April)	3	0	0	0	8	0	0	0	0	1	488	62	0			
2	No.Of Requests Received	78	137	2	4	62	0	0	0	1	7	6389	1649	110			
3	Total No.Of Requests (Column 1+2)	81	137	2	4	70	0	0	0	1	8	6877	1711	110			
4	No. Of Cases Transferred To Other PAs U/S 6(3)	0	22	0	0	0	0	0	0	0	0	244	19	16			
5	Total No.Of Appeals Received	7	6	0	1	11	0	0	0	0	0	977	136	14			
6	Total No.Of Appeals Disposed	7	5	0	0	11	0	0	0	0	0	902	128	9			
7	Decisions Where Applications For Information Rejected	0	0	0	0	0	0	0	0	0	0	34 (1%)	14 (1%)	5 (5%)			
8	Number Of Cases Where Disciplinary Action Taken Against Any Officer In Respect Of Administration Of RTI Act	0	0	0	0	0	0	0	0	0	0	0	0	0			
9	Fee(Application) Collected (Rs.)	50	690	0	0	210	0	0	0	0	30	27975	3030	0			
10	Addl.Charges Collected (Rs.)	0	620	0	0	8	0	0	0	0	1064	32893	8547	0			
11	Penalty Collected (Rs.)	0	0	0	0	0	0	0	0	0	0	0	0	0			
12	Total Amount Collected (Fee+Addl. Charges +Penalty) (Rs.)	50	1310	0	0	218	0	0	0	0	1094	60868	11577	0			
13	No. CAPIO's Appointed (A)	4	0	1	1	0	1	0	0	0	1	193	0	0			
14	No. CPIO's Appointed (B)	1	33	1	1	1	1	0	0	0	1	620	97	0			
15	No. FAA's Appointed (C)	1	19	0	1	0	0	0	0	0	1	319	97	0			
16	Total (A+B+C)	6	52	2	3	1	2	0	0	0	3	1132	194	0			
17	*	**	Section 8(1)	a	0	0	0	0	0	0	0	0	0	1	0		
18				b	0	0	0	0	0	0	0	0	0	0	0	0	0
19				c	0	0	0	0	0	0	0	0	0	0	0	0	0
20				d	0	0	0	0	0	0	0	0	0	0	0	0	0
21				e	0	0	0	0	0	0	0	0	0	0	0	0	0
22				f	0	0	0	0	0	0	0	0	0	0	0	0	0
23				g	0	0	0	0	0	0	0	0	0	0	0	0	0
24				h	0	0	0	0	0	0	0	0	0	0	0	0	0
25				i	0	0	0	0	0	0	0	0	0	0	0	0	0
26				j	0	0	0	0	0	0	0	0	0	0	128	0	0
27				9	0	0	0	0	0	0	0	0	0	0	0	0	0
28				11	0	0	0	0	0	0	0	0	0	0	0	1	0
29				24	0	0	0	0	0	0	0	0	0	0	0	0	0
30	other	0	0	0	0	0	0	0	0	0	0	22	12	0			
Total (17 to 30)		0	0	0	0	0	0	0	0	0	0	150	14	0			

* No. of times various Provisions were invoked while Rejecting Requests

** Relevant Sections of RTI Act 2005

Note :- The above data has been compiled based on the Quarterly reports submitted by Public Authorities on AppComs Software which is completed after the end of the financial year. In case any public authority does not enter the data the same will not be reflected in our Software/Annual Report.

Sr. No	Ministry/Department/Organisation											14	14.1	14.1.1	14.1.2	
		National Consumer Disputes Redressal Commission	RRSL, Ahmedabad	RRSL, Bangalore	RRSL, Bhubaneswar	RRSL, Faridabad	RRSL, Guwahati	National Test House	Department of Consumer Affairs	Department Total	Ministry Total					
1	Opening Balance Of Requests Received Under RTI (As On 1st April)	139	0	0	0	0	2	9	8	220	708					
2	No.Of Requests Received	791	1	2	0	0	1	158	1104	3816	10205					
3	Total No.Of Requests (Column 1+2)	930	1	2	0	0	3	167	1112	4036	10913					
4	No. Of Cases Transferred To Other PAs U/S 6(3)	0	0	0	0	0	0	2	477	514	758					
5	Total No.Of Appeals Received	165	0	0	0	0	0	165	58	538	1515					
6	Total No.Of Appeals Disposed	134	0	0	0	0	0	58	40	369	1271					
7	Decisions Where Applications For Information Rejected	0	0	1 (50%)	0	0	0	17 (11%)	56 (5%)	93 (2%)	127 (1%)					
8	Number Of Cases Where Disciplinary Action Taken Against Any Officer In Respect Of Administration Of RTI Act	0	0	0	0	0	0	0	0	0	0					
9	Fee(Application) Collected (Rs.)	4670	0	0	0	0	0	30	670	8400	36375					
10	Addl.Charges Collected (Rs.)	3110	0	0	0	0	0	0	396	12053	44946					
11	Penalty Collected (Rs.)	0	0	0	0	0	0	0	0	0	0					
12	Total Amount Collected (Fee+Addl. Charges +Penalty) (Rs.)	7780	0	0	0	0	0	30	1066	20453	81321					
13	No. CAPIO's Appointed (A)	1	0	0	0	1	0	4	0	6	199					
14	No. CPIO's Appointed (B)	8	1	0	0	1	1	6	19	133	753					
15	No. FAA's Appointed (C)	1	0	0	0	0	0	1	19	118	437					
16	Total (A+B+C)	10	1	0	0	2	1	11	38	257	1389					
17	*	**	Section 8(1)				Other Sections									
			a	0	0	0	0	0	0	0	400	401	401			
			b	0	0	0	0	0	0	0	0	0	0			
			c	0	0	0	0	0	0	0	0	0	0			
			d	0	0	0	0	0	0	0	0	0	0			
			e	0	0	0	0	0	0	0	0	0	0			
			f	0	0	0	0	0	0	0	0	0	0			
			g	0	0	0	0	0	0	0	0	0	0			
			h	0	0	0	0	0	0	3	0	3	3			
			i	0	0	0	0	0	0	0	0	0	0			
			j	0	0	0	0	0	0	14	0	14	142			
			9	0	0	0	0	0	0	0	0	0	0			
			11	0	0	0	0	0	0	0	0	1	1			
	24	0	0	0	0	0	0	0	0	0	0					
	other	0	0	0	0	0	0	0	54	66	88					
Total (17 to 30)		0	0	0	0	0	0	17	454	485	635					

* No. of times various Provisions were invoked while Rejecting Requests

** Relevant Sections of RTI Act 2005

Note :- The above data has been compiled based on the Quarterly reports submitted by Public Authorities on AppComs Software which is completed after the end of the financial year. In case any public authority does not enter the data the same will not be reflected in our Software/Annual Report.

Sr. No	Ministry/Department/Organisation																			
		14.1.3	14.1.4	14.1.5	14.1.6	14.1.7	14.1.8	14.1.9	14.1.10	14.1.11	14.1.12	14.1.13	14.1.14	14.1.15	14.1.16					
		National Cadet Corps (NCC)	College of Defence Management	Defence Services Staff College	Directorate General Defence Estates (DGDE)	Directorate General, Armed Forces Medical Services	Directorate of Public Relations	Headquarters Integrated Defence Staff	Himalayan Mountaineering Institute (HMI)	History Division	Indian Air Force	Indian Army	Indian Coast Guard	Indian Navy	Institute for Defence Studies and Analyses					
1	Opening Balance Of Requests Received Under RTI (As On 1st April)	4	0	0	1216	10	1	0	0	0	5965	107601	0	1300	0					
2	No.Of Requests Received	178	0	18	5019	649	4	74	0	43	7626	11594	420	2824	11					
3	Total No.Of Requests (Column 1+2)	182	0	18	6235	659	5	74	0	43	13591	119195	420	4124	11					
4	No. Of Cases Transferred To Other PAs U/S 6(3)	83	0	0	781	361	1	33	0	29	319	2921	95	468	0					
5	Total No.Of Appeals Received	40	0	4	712	58	0	1	0	0	503	9007	55	334	0					
6	Total No.Of Appeals Disposed	40	0	4	505	5	0	1	0	0	372	601	6	175	0					
7	Decisions Where Applications For Information Rejected	0	0	0	353 (7%)	8 (1%)	0	0	0	0	619 (8%)	646 (6%)	0	134 (5%)	8 (73%)					
8	Number Of Cases Where Disciplinary Action Taken Against Any Officer In Respect Of Administration Of RTI Act	0	0	0	0	0	0	0	0	0	0	0	0	0	0					
9	Fee(Application) Collected (Rs.)	690	0	20	28720	570	0	70	0	0	12592	62927	710	5261	30					
10	Addl.Charges Collected (Rs.)	0	0	0	49191	490	0	50	0	0	2221	21024	0	0	0					
11	Penalty Collected (Rs.)	0	0	0	140	0	0	0	0	0	0	0	0	0	0					
12	Total Amount Collected (Fee+Addl. Charges +Penalty) (Rs.)	690	0	20	78051	1060	0	120	0	0	14813	83951	710	5261	30					
13	No. CAPIO's Appointed (A)	1	0	0	56	0	1	0	1	0	111	0	0	1	0					
14	No. CPIO's Appointed (B)	1	0	1	178	1	1	1	1	1	8	479	7	1	0					
15	No. FAA's Appointed (C)	1	0	1	84	1	1	1	1	0	8	479	4	1	0					
16	Total (A+B+C)	3	0	2	318	2	3	2	3	1	127	958	11	3	0					
17	*	**	Section 8(1)	a	0	0	0	2	0	0	0	0	0	118	71	0	105	0		
18				b	0	0	0	0	0	0	0	0	0	0	0	0	0	0	0	0
19				c	0	0	0	0	0	0	0	0	0	0	0	0	0	2	0	0
20				d	0	0	0	0	0	0	0	0	0	0	3	0	11	0	0	0
21				e	0	0	0	4	0	0	0	0	0	45	33	0	9	0	0	0
22				f	0	0	0	0	0	0	0	0	0	0	20	0	1	0	0	0
23				g	0	0	0	0	0	0	0	0	0	0	1	0	1	0	0	0
24				h	3	0	0	2	0	0	0	0	0	0	14	0	0	0	0	0
25				i	0	0	0	2	0	0	0	0	0	0	2	0	2	0	0	0
26				j	0	0	0	21	0	0	0	0	0	181	218	0	87	0	0	0
27				9	0	0	0	3	0	0	0	0	0	0	32	0	2	0	0	0
28				11	0	0	0	39	0	0	0	0	0	0	8	0	21	0	0	0
29				24	0	0	0	36	0	0	0	0	0	0	0	0	0	0	0	0
30				other	0	0	0	65	8	0	0	0	0	275	244	0	89	0	0	0
Total (17 to 30)		3	0	0	174	8	0	0	0	0	619	646	0	330	0					

* No. of times various Provisions were invoked while Rejecting Requests

** Relevant Sections of RTI Act 2005

Note :- The above data has been compiled based on the Quarterly reports submitted by Public Authorities on AppComs Software which is completed after the end of the financial year. In case any public authority does not enter the data the same will not be reflected in our Software/Annual Report.

Sr. No	Ministry/Department/Organisation																										
	14.1.17	14.1.18	14.1.19	14.1.20	14.1.21	14.1.22	14.1.23	14.1.24	14.1.25	14.1.26	14.1.27	14.1.28	Department Total														
	Jawahar Institute of Mountaineering & Winter Sports (JIM)	National Defence College	Nehru Institute of Mountaineering (NIM)	Office of Chief Administrative Officer (CAO)	Security Office	Services Sports Control Board (SSCB)	Weapons and Electronics Systems Engineering Establishment	Military Engineer Services	Controller General of Defence Accounts (CGDA)	Department of Defence	Border Road Organisation	National Institute of Mountaineering and Allied Sports (NIMAS)															
1	Opening Balance Of Requests Received Under RTI (As On 1st April)													6	0	0	17	0	0	0	508	547	12	0	0	117190	
2	No.Of Requests Received													1	0	9	874	51	14	5	2717	13031	9528	906	0	55612	
3	Total No.Of Requests (Column 1+2)													7	0	9	891	51	14	5	3225	13578	9540	906	0	172802	
4	No. Of Cases Transferred To Other PAs U/S 6(3)													0	0	0	514	12	2	4	100	1077	8759	31	0	15604	
5	Total No.Of Appeals Received													0	0	0	81	1	0	0	1085	932	556	84	0	13453	
6	Total No.Of Appeals Disposed													0	0	0	79	1	0	0	669	842	544	84	0	3928	
7	Decisions Where Applications For Information Rejected													0	0	0	3 (0%)	0	2 (14%)	0	63 (2%)	193 (1%)	135 (1%)	46 (5%)	0	2212 (4%)	
8	Number Of Cases Where Disciplinary Action Taken Against Any Officer In Respect Of Administration Of RTI Act													0	0	0	0	0	0	0	0	0	0	0	0	0	0
9	Fee(Application) Collected (Rs.)													0	0	90	170	0	20	0	22170	76222	6840	1620	0	218872	
10	Addl.Charges Collected (Rs.)													0	0	0	0	0	0	0	1442	5606	90	0	0	80114	
11	Penalty Collected (Rs.)													0	0	0	0	0	0	0	0	0	0	0	0	140	
12	Total Amount Collected (Fee+Addl. Charges +Penalty) (Rs.)													0	0	90	170	0	20	0	23612	81828	6930	1620	0	299126	
13	No. CAPIO's Appointed (A)													0	0	0	0	0	0	1	0	306	0	26	0	504	
14	No. CPIO's Appointed (B)													0	1	1	18	1	0	1	731	211	78	26	0	1749	
15	No. FAA's Appointed (C)													0	1	1	4	1	0	1	188	66	78	22	0	945	
16	Total (A+B+C)													0	2	2	22	2	0	3	919	583	156	74	0	3198	
17	*	**	Section 8(1)	a	0	0	0	0	0	0	0	0	1	0	0	0	0	297									
18				b	0	0	0	0	0	0	0	0	0	0	0	0	0	0	0	0							
19				c	0	0	0	0	0	0	0	0	0	0	0	0	0	0	0	2							
20				d	0	0	0	0	0	0	0	0	0	0	5	0	0	0	0	19							
21				e	0	0	0	0	0	0	0	0	0	0	0	0	0	0	0	91							
22				f	0	0	0	0	0	0	0	0	0	0	0	0	0	0	0	21							
23				g	0	0	0	0	0	0	0	0	0	0	0	0	0	0	0	2							
24				h	0	0	0	2	0	0	0	2	0	0	0	0	0	0	0	23							
25				i	0	0	0	0	0	0	0	1	0	0	0	0	0	0	0	7							
26				j	0	0	0	0	0	0	0	4	19	0	0	0	0	0	0	530							
27				9	0	0	0	0	0	0	0	0	0	0	0	0	0	0	0	37							
28				11	0	0	0	0	0	0	0	8	29	0	0	0	0	0	0	105							
29				24	0	0	0	0	0	0	0	3	4	0	0	0	0	0	0	43							
30	other	0	0	0	3	0	0	0	41	141	135	0	0	0	0	0	1001										
Total (17 to 30)				0	0	0	5	0	0	0	0	65	193	135	0	0	2178										

* No. of times various Provisions were invoked while Rejecting Requests

** Relevant Sections of RTI Act 2005

Note :- The above data has been compiled based on the Quarterly reports submitted by Public Authorities on AppComs Software which is completed after the end of the financial year. In case any public authority does not enter the data the same will not be reflected in our Software/Annual Report.

Sr. No	Ministry/Department/Organisation			Department of Defence Production																
				14.2	14.2.1	14.2.2	14.2.3	14.2.4	14.2.5	14.2.6	14.2.7	14.2.8	14.2.9	14.2.10	14.2.11	14.2.12				
				BEMIL Limited	Dte of Planning and Coordination	Hindustan Shipyard Ltd	MIDHANI Limited	Bharat Dynamics Ltd.	Directorate General of Aeronautical Quality Assurance	Directorate General of Quality Assurance	Garden Reach Shipbuilders and Engineers Limited	Goa Shipyard Limited	Hindustan Aeronautics Ltd.	Mazagon Dock Shipbuilders Limited	Ordnance Factory Board					
1	Opening Balance Of Requests Received Under RTI (As On 1st April)			39	0	121	3	57	17	12	2	151	45	17	1678					
2	No.Of Requests Received			126	0	269	53	102	128	0	112	96	1019	75	3915					
3	Total No.Of Requests (Column 1+2)			165	0	390	56	159	145	12	114	247	1064	92	5593					
4	No. Of Cases Transferred To Other PAs U/S 6(3)			0	0	1	0	0	1	0	2	3	88	1	564					
5	Total No.Of Appeals Received			19	0	39	4	7	6	17	10	1	82	4	243					
6	Total No.Of Appeals Disposed			1	0	38	4	7	6	0	9	1	50	4	161					
7	Decisions Where Applications For Information Rejected			53 (42%)	0	22 (8%)	0	3 (3%)	0	0	16 (14%)	0	108 (11%)	6 (8%)	238 (6%)					
8	Number Of Cases Where Disciplinary Action Taken Against Any Officer In Respect Of Administration Of RTI Act			0	0	0	0	0	0	0	0	0	0	0	0					
9	Fee(Application) Collected (Rs.)			610	0	2380	60	660	0	0	840	90	5270	200	22913					
10	Addl.Charges Collected (Rs.)			96	0	968	0	0	0	0	114	0	1563	26	13203					
11	Penalty Collected (Rs.)			0	0	0	0	0	0	0	0	0	0	0	0					
12	Total Amount Collected (Fee+Addl. Charges +Penalty) (Rs.)			706	0	3348	60	660	0	0	954	90	6833	226	36116					
13	No. CAPIO's Appointed (A)			6	0	1	0	5	0	0	1	0	6	1	34					
14	No. CPIO's Appointed (B)			1	12	1	1	1	1	0	1	13	34	1	39					
15	No. FAA's Appointed (C)			1	1	1	1	1	0	0	1	7	14	0	40					
16	Total (A+B+C)			8	13	3	2	7	1	0	3	20	54	2	113					
17	*		**	Section 8(1)			a	1	0	0	0	1	0	0	0	13	0	2		
18				b	0	0	0	0	0	0	0	0	0	0	0	0	0	0	0	
19				c	0	0	0	0	0	0	0	0	0	0	0	0	0	0	0	
20				d	4	0	0	0	0	0	0	0	0	1	23	0	2	0	2	
21				e	0	0	1	0	0	0	0	0	1	0	7	0	7	0	7	
22				f	0	0	0	0	0	0	0	0	0	0	0	0	0	0	0	
23				g	0	0	0	0	0	0	0	0	0	0	1	0	5	0	5	
24				h	0	0	1	0	0	0	0	0	0	0	0	0	0	6	0	6
25				i	0	0	0	0	0	0	0	0	0	0	7	0	0	0	7	
26				j	7	0	1	0	2	0	0	0	0	1	16	0	44	0	44	
27				Other Sections			9	0	0	0	0	0	0	0	2	0	0	0	0	
28				11	1	0	0	0	0	0	0	0	0	0	0	0	0	10	0	10
29				24	0	0	0	0	0	0	0	0	0	0	0	0	0	0	0	
30	other	40	0	19	0	0	0	0	0	15	0	46	10	149	0	149				
Total (17 to 30)				53	0	22	0	3	0	0	16	2	115	10	225					

* No. of times various Provisions were invoked while Rejecting Requests

** Relevant Sections of RTI Act 2005

Note :- The above data has been compiled based on the Quarterly reports submitted by Public Authorities on AppComs Software which is completed after the end of the financial year. In case any public authority does not enter the data the same will not be reflected in our Software/Annual Report.

Sr. No	Ministry/Department/Organisation			14.2.13	14.2.14	Department Total	14.3	14.3.1	14.3.2	14.3.3	14.3.4	14.3.5	Department Total	14.4	14.4.1
				Bharat Electronics Ltd.	Department of Defence Production		Society for Integrated circuit Technology and Applied Research	Defence Research and Development Organization	Department of Defence Research & Development	Defence Institute of Advanced Technology	Aeronautical Development Agency	Department of Ex-Servicemen Welfare			
1	Opening Balance Of Requests Received Under RTI (As On 1st April)			10	0	2152	0	22	0	59	5	86	46		
2	No.Of Requests Received			313	255	6463	2	788	0	14	0	804	2243		
3	Total No.Of Requests (Column 1+2)			323	255	8615	2	810	0	73	5	890	2289		
4	No. Of Cases Transferred To Other PAs U/S 6(3)			0	102	762	0	272	0	2	0	274	1341		
5	Total No.Of Appeals Received			93	25	550	1	69	0	11	2	83	242		
6	Total No.Of Appeals Disposed			6	24	311	1	0	0	0	2	3	136		
7	Decisions Where Applications For Information Rejected			41 (13%)	0	487 (8%)	0	525 (67%)	0	2 (14%)	0	527 (66%)	6 (0%)		
8	Number Of Cases Where Disciplinary Action Taken Against Any Officer In Respect Of Administration Of RTI Act			0	0	0	0	0	0	0	0	0	0		
9	Fee(Application) Collected (Rs.)			600	760	34383	20	2049	0	140	0	2209	1720		
10	Addl.Charges Collected (Rs.)			0	0	15970	0	0	0	250	0	250	2104		
11	Penalty Collected (Rs.)			0	0	0	0	0	0	0	0	0	0		
12	Total Amount Collected (Fee+Addl. Charges +Penalty) (Rs.)			600	760	50353	20	2049	0	390	0	2459	3824		
13	No. CAPIO's Appointed (A)			13	0	67	0	20	0	0	0	20	1		
14	No. CPIO's Appointed (B)			15	18	138	1	61	1	0	0	63	9		
15	No. FAA's Appointed (C)			1	10	78	1	0	0	0	0	1	7		
16	Total (A+B+C)			29	28	283	2	81	1	0	0	84	17		
17	*	**	Section 8(1)	a	1	0	18	0	0	0	0	0	0	2	
18				b	0	0	0	0	0	0	0	0	0	0	0
19				c	0	0	0	0	0	0	0	0	0	0	0
20				d	9	0	39	0	0	0	0	0	0	0	0
21				e	3	0	19	0	0	0	0	0	0	0	0
22				f	0	0	0	0	0	0	0	0	0	0	0
23				g	2	0	8	0	0	0	0	0	0	0	0
24				h	1	0	8	0	0	0	0	0	0	0	0
25				i	0	0	7	0	0	0	0	0	0	0	0
26				j	13	0	84	2	0	0	2	0	4	0	0
27				9	0	0	2	0	0	0	0	0	0	0	0
28				11	0	0	11	0	0	0	0	0	0	0	0
29				24	0	0	0	0	475	0	0	0	0	475	0
30	other	44	0	323	1	50	0	0	0	0	51	0			
Total (17 to 30)				73	0	519	3	525	0	2	0	530	2		

* No. of times various Provisions were invoked while Rejecting Requests

** Relevant Sections of RTI Act 2005

Note :- The above data has been compiled based on the Quarterly reports submitted by Public Authorities on AppComs Software which is completed after the end of the financial year. In case any public authority does not enter the data the same will not be reflected in our Software/Annual Report.

Sr. No	Ministry/Department/Organisation		Department Total	Ministry Total	15							16																		
					Ministry of Development of North Eastern Region	15.1	15.2	15.3	15.4	15.5	Ministry Total	16.1	16.2	16.3	16.4															
1	Opening Balance Of Requests Received Under RTI (As On 1st April)		46	119474	7	0	0	2	1	10	285	9	2	16																
2	No.Of Requests Received		2243	65122	88	19	7	27	4	145	4050	65	74	22																
3	Total No.Of Requests (Column 1+2)		2289	184596	95	19	7	29	5	155	4335	74	76	38																
4	No. Of Cases Transferred To Other PAs U/S 6(3)		1341	17981	19	1	0	0	0	20	562	2	34	0																
5	Total No.Of Appeals Received		242	14328	16	0	0	0	0	16	522	9	2	0																
6	Total No.Of Appeals Disposed		136	4378	16	0	0	0	0	16	493	9	2	0																
7	Decisions Where Applications For Information Rejected		6 (0%)	3232 (5%)	0	1 (5%)	0	0	0	1 (1%)	32 (1%)	0	0	0																
8	Number Of Cases Where Disciplinary Action Taken Against Any Officer In Respect Of Administration Of RTI Act		0	0	0	0	0	0	0	0	0	0	0	0																
9	Fee(Application) Collected (Rs.)		1720	257184	680	0	60	10	0	750	25926	350	460	30																
10	Addl.Charges Collected (Rs.)		2104	98438	20	0	0	0	0	20	60896	30	112	0																
11	Penalty Collected (Rs.)		0	140	0	0	0	0	0	0	0	0	0	0																
12	Total Amount Collected (Fee+Addl. Charges +Penalty) (Rs.)		3824	355762	700	0	60	10	0	770	86822	380	572	30																
13	No. CAPIO's Appointed (A)		1	592	0	0	0	1	0	1	0	3	1	0																
14	No. CPIO's Appointed (B)		9	1959	0	0	1	1	1	3	82	1	1	1																
15	No. FAA's Appointed (C)		7	1031	0	0	1	1	1	3	67	1	1	1																
16	Total (A+B+C)		17	3582	0	0	2	3	2	7	149	5	3	2																
17	*	**																												
18																a	2	317	0	0	0	0	0	0	0	0	0	0	0	0
19																b	0	0	0	0	0	0	0	0	0	0	0	0	0	0
20																c	0	2	0	0	0	0	0	0	0	0	0	0	0	0
21																d	0	58	0	1	0	0	0	1	0	0	0	0	0	0
22																e	0	110	0	0	0	0	0	0	0	0	0	0	0	0
23																f	0	21	0	0	0	0	0	0	0	0	0	0	0	0
24																g	0	10	0	0	0	0	0	0	0	0	0	0	0	0
25																h	0	31	0	0	0	0	0	0	0	0	0	0	0	0
26																i	0	14	0	0	0	0	0	0	0	0	0	0	0	0
27																j	0	618	0	0	0	0	0	0	0	0	0	0	0	0
28																9	0	39	0	0	0	0	0	0	0	0	0	0	0	0
29																11	0	116	0	0	0	0	0	0	0	0	0	0	0	0
30	24	0	518	0	0	0	0	0	0	0	0	0	0	0	0															
	other	0	1375	0	0	0	0	0	0	0	32	0	0	0	0															
Total (17 to 30)			2	3229	0	1	0	0	0	1	32	0	0	0																

* No. of times various Provisions were invoked while Rejecting Requests

** Relevant Sections of RTI Act 2005

Note :- The above data has been compiled based on the Quarterly reports submitted by Public Authorities on AppComs Software which is completed after the end of the financial year. In case any public authority does not enter the data the same will not be reflected in our Software/Annual Report.

Sr. No	Ministry/Department/Organisation															
	16.5	16.6	16.7	16.8	16.9	16.10	16.11	16.12	16.13	16.14	16.15	16.16	16.17	16.18	16.19	
	Directorate of Forest Education, Dehradun	Wildlife Crime Control Bureau, Mumbai	Central Regional Office, Lucknow	Wildlife Crime Control Bureau, Kolkata	National Biodiversity Authority	Botanical Survey of India, Kolkata	North Eastern Regional Office, Shillong	Wildlife Crime Control Bureau Head Quarter	Wildlife Crime Control Bureau, New Delhi	Northern Regional Office, Chandigarh	Regional Office, Nagpur	Indira Gandhi National Forest Academy, Dehradun	Central Zoo Authority, New Delhi	Regional Office, Bhopal	Forest Survey of India, Dehradun	
1	Opening Balance Of Requests Received Under RTI (As On 1st April)	0	0	0	2	26	5	0	0	3	0	3	0	9	111	
2	No.Of Requests Received	59	9	123	6	50	57	51	49	6	53	124	42	116	58	
3	Total No.Of Requests (Column 1+2)	59	9	123	8	76	62	51	49	6	56	124	45	116	169	
4	No. Of Cases Transferred To Other PAs U/S 6(3)	4	0	37	4	1	10	32	0	19	3	0	17	1	0	
5	Total No.Of Appeals Received	4	3	22	0	10	2	3	12	0	7	6	1	17	2	
6	Total No.Of Appeals Disposed	4	3	7	0	10	2	3	12	0	7	3	1	17	2	
7	Decisions Where Applications For Information Rejected	0	0	0	0	0	0	0	2 (4%)	1 (17%)	0	0	0	10 (9%)	0	
8	Number Of Cases Where Disciplinary Action Taken Against Any Officer In Respect Of Administration Of RTI Act	0	0	0	0	0	0	0	0	0	0	0	0	0	0	
9	Fee(Application) Collected (Rs.)	80	0	1120	50	50	180	20	290	0	390	980	180	260	30	
10	Addl.Charges Collected (Rs.)	90	0	0	0	0	14	0	0	0	0	90	270	312	0	
11	Penalty Collected (Rs.)	0	0	0	0	0	0	0	0	0	0	0	0	0	0	
12	Total Amount Collected (Fee+Addl. Charges +Penalty) (Rs.)	170	0	1120	50	50	194	20	290	0	390	980	270	530	30	
13	No. CAPIO's Appointed (A)	0	0	1	0	0	15	1	0	0	0	1	0	0	1	
14	No. CPIO's Appointed (B)	5	1	1	0	0	1	1	1	0	3	1	1	5	4	
15	No. FAA's Appointed (C)	5	1	1	0	1	1	1	1	0	0	1	1	1	4	
16	Total (A+B+C)	10	2	3	0	1	17	3	2	0	3	1	3	6	9	
17	*	**	Section 8(1)	a	0	0	0	0	0	0	0	0	0	0	0	
18				b	0	0	0	0	0	0	0	0	0	0	0	0
19				c	0	0	0	0	0	0	0	0	0	0	0	0
20				d	0	0	0	0	0	0	0	0	0	0	0	0
21				e	0	0	0	0	0	0	0	0	0	0	0	0
22				f	0	0	0	0	0	0	0	0	0	0	0	0
23				g	0	0	0	0	0	0	0	0	0	0	0	0
24				h	0	0	0	0	0	0	0	0	0	0	0	0
25				i	0	0	0	0	0	0	0	0	0	0	0	0
26				j	0	0	0	0	0	0	0	0	0	0	0	0
27				9	0	0	0	0	0	0	0	0	0	0	0	0
28				11	0	0	0	0	0	0	0	0	0	0	0	0
29				24	0	0	0	0	0	0	0	0	0	0	0	0
30	other	0	0	0	0	0	0	0	2	0	0	0	0	0		
Total (17 to 30)		0	0	0	0	0	0	0	2	0	0	0	0	0	0	

* No. of times various Provisions were invoked while Rejecting Requests

** Relevant Sections of RTI Act 2005

Note :- The above data has been compiled based on the Quarterly reports submitted by Public Authorities on AppComs Software which is completed after the end of the financial year. In case any public authority does not enter the data the same will not be reflected in our Software/Annual Report.

Sr. No	Ministry/Department/Organisation	16.2	16.21	16.22	16.23	16.24	16.25	16.26	16.27	16.28	16.29	16.30	16.31	16.32	Ministry Total		
		National Green Tribunal	Indian Institute of Forests Management, Bhopal	Regional Office, Chennai	National Museum of Natural History, New Delhi	Wildlife Institute of India, Dehradun	Wildlife Crime Control Bureau, Chennai	National Zoological Park, New Delhi	National Centre for Sustainable Coastal Management (NCSCM)	Regional Office, Ranchi	Gobind Ballabh Pant Institute of Himalayan Environment and Development, Almora	Regional Office, Bangalore	Zoological Survey of India, Kottakka	Indian Council of Forestry Research and Education, Dehradun			
1	Opening Balance Of Requests Received Under RTI (As On 1st April)	6	0	3	0	6	0	0	0	0	2	7	2	29	526		
2	No.Of Requests Received	365	15	121	6	116	0	77	31	70	25	119	39	567	6581		
3	Total No.Of Requests (Column 1+2)	371	15	124	6	122	0	77	31	70	27	126	41	596	7107		
4	No. Of Cases Transferred To Other PAs U/S 6(3)	24	0	43	0	0	0	0	11	42	2	19	0	19	886		
5	Total No.Of Appeals Received	40	4	3	0	21	0	20	3	4	2	6	2	41	768		
6	Total No.Of Appeals Disposed	30	3	3	0	17	0	17	3	4	1	6	2	41	702		
7	Decisions Where Applications For Information Rejected	4 (1%)	0	0	0	0	0	0	1 (3%)	5 (7%)	0	0	0	0	55 (1%)		
8	Number Of Cases Where Disciplinary Action Taken Against Any Officer In Respect Of Administration Of RTI Act	0	0	0	0	0	0	0	0	0	0	0	0	0	0		
9	Fee(Application) Collected (Rs.)	1650	120	1060	20	1050	0	170	60	0	160	770	210	2350	38110		
10	Addl.Charges Collected (Rs.)	0	908	640	0	2002	0	0	0	0	0	190	0	2868	68422		
11	Penalty Collected (Rs.)	0	0	0	0	0	0	0	0	0	0	0	0	0	0		
12	Total Amount Collected (Fee+Addl. Charges +Penalty) (Rs.)	1650	1028	1700	20	3052	0	170	60	0	160	960	210	5218	106532		
13	No. CAPIO's Appointed (A)	0	0	0	0	0	0	1	0	0	0	0	0	0	24		
14	No. CPIO's Appointed (B)	5	1	3	1	3	0	1	1	1	1	2	17	11	157		
15	No. FAA's Appointed (C)	5	1	1	1	1	0	0	1	1	1	1	1	9	111		
16	Total (A+B+C)	10	2	4	2	4	0	2	2	2	2	3	18	20	292		
17	*	**	Section 8(1)	a	0	0	0	0	0	0	1	0	0	0	1		
18				b	0	0	0	0	0	0	0	0	0	0	0	0	0
19				c	0	0	0	0	0	0	0	0	0	0	0	0	0
20				d	0	0	0	0	0	0	0	1	0	0	0	0	1
21				e	0	0	0	0	0	0	0	1	0	0	0	0	1
22				f	0	0	0	0	0	0	0	0	0	0	0	0	0
23				g	0	0	0	0	0	0	0	0	0	0	0	0	0
24				h	0	0	0	0	0	0	0	0	0	0	0	0	0
25				i	0	0	0	0	0	0	0	0	0	0	0	0	0
26				j	0	0	0	0	0	0	0	1	0	0	0	0	1
27				9	0	0	0	0	0	0	0	0	0	0	0	0	0
28				11	0	0	0	0	0	0	0	0	0	0	0	0	0
29				24	0	0	0	0	0	0	0	0	0	0	0	0	0
30				other	0	0	0	0	0	0	0	3	0	0	0	0	0
Total (17 to 30)		0	0	0	0	0	0	0	7	0	0	0	0	0	41		

* No. of times various Provisions were invoked while Rejecting Requests

** Relevant Sections of RTI Act 2005

Note :- The above data has been compiled based on the Quarterly reports submitted by Public Authorities on AppComs Software which is completed after the end of the financial year. In case any public authority does not enter the data the same will not be reflected in our Software/Annual Report.

Sr. No	Ministry/Department/Organisation			Ministry of External Affairs																									
				17	17.1	17.2	17.3	17.4	17.5	17.6	17.7	17.8	17.9	17.10	17.11	17.12	17.13	17.14											
1	Opening Balance Of Requests Received Under RTI (As On 1st April)			2	516	20	0	0	0	0	0	0	0	0	0	0	0	0	0	0	0	0	0	0					
2	No.Of Requests Received			271	412	35	2685	283	7	3	1	3	0	0	3	9	6	0	0	0	0	0	0	0	0				
3	Total No.Of Requests (Column 1+2)			273	928	55	2685	283	7	3	1	3	0	0	4	9	6	0	0	0	0	0	0	0	0	0			
4	No. Of Cases Transferred To Other PAs U/S 6(3)			2	4	24	316	151	1	0	0	0	0	0	0	0	0	0	0	0	0	0	0	0	0	0			
5	Total No.Of Appeals Received			38	44	0	219	10	2	0	0	1	0	0	0	0	0	0	0	0	0	0	0	0	0	0			
6	Total No.Of Appeals Disposed			37	40	0	219	10	2	0	0	1	0	0	0	0	0	0	0	0	0	0	0	0	0	0			
7	Decisions Where Applications For Information Rejected			10 (4%)	0	0	134 (5%)	0	0	1 (33%)	0	0	0	0	0	0	0	0	0	0	0	0	0	0	0	0			
8	Number Of Cases Where Disciplinary Action Taken Against Any Officer In Respect Of Administration Of RTI Act			0	0	0	0	0	0	0	0	0	0	0	0	0	0	0	0	0	0	0	0	0	0	0			
9	Fee(Application) Collected (Rs.)			2640	3090	0	3095	131	40	20	0	0	0	0	0	0	0	0	0	0	0	0	9	0	0	0			
10	Addl.Charges Collected (Rs.)			20	0	0	664	0	0	0	0	0	0	0	0	0	0	0	0	0	0	0	0	0	0	0			
11	Penalty Collected (Rs.)			0	0	0	0	0	0	0	0	0	0	0	0	0	0	0	0	0	0	0	0	0	0	0			
12	Total Amount Collected (Fee+Addl. Charges +Penalty) (Rs.)			2660	3090	0	3759	131	40	20	0	0	0	0	0	0	0	0	0	0	0	9	0	0	0	0			
13	No. CAPIO's Appointed (A)			1	0	1	0	0	9	0	0	0	0	0	0	0	0	0	0	0	0	0	0	0	0	0			
14	No. CPIO's Appointed (B)			1	0	1	103	1	1	1	1	0	1	0	1	0	1	0	1	0	1	0	1	0	1	1			
15	No. FAA's Appointed (C)			1	0	1	62	1	1	1	1	0	1	0	1	0	0	0	0	0	0	0	0	0	0	1			
16	Total (A+B+C)			3	0	3	165	2	11	2	2	0	2	0	2	0	1	0	0	0	0	0	0	0	0	2			
17	*	**	Section 8(1)	a	0	0	0	40	1	0	0	0	0	0	0	0	0	0	0	0	0	0	0	0	0	0			
18				b	0	0	0	0	0	0	0	0	0	0	0	0	0	0	0	0	0	0	0	0	0	0	0	0	
19				c	0	0	0	0	0	0	0	0	0	0	0	0	0	0	0	0	0	0	0	0	0	0	0	0	0
20				d	0	0	0	5	0	0	0	0	0	0	0	0	0	0	0	0	0	0	0	0	0	0	0	0	0
21				e	0	0	0	10	0	0	0	0	0	0	0	0	0	0	0	0	0	0	0	0	0	0	0	0	0
22				f	0	0	0	3	8	0	0	0	0	0	0	0	0	0	0	0	0	0	0	0	0	0	0	0	0
23				g	0	0	0	4	0	0	0	0	0	0	0	0	0	0	0	0	0	0	0	0	0	0	0	0	0
24				h	0	2	0	4	8	0	0	0	0	0	0	0	0	0	0	0	0	0	0	0	0	0	0	0	0
25				i	0	0	0	0	2	0	0	0	0	0	0	0	0	0	0	0	0	0	0	0	0	0	0	0	0
26				j	0	28	0	10	3	0	0	0	0	0	0	0	0	0	0	0	0	0	0	0	0	0	0	0	0
27				9	0	0	0	0	0	0	0	0	0	0	0	0	0	0	0	0	0	0	0	0	0	0	0	0	0
28				11	0	0	0	1	0	0	0	0	0	0	0	0	0	0	0	0	0	0	0	0	0	0	0	0	0
29				24	0	0	0	1	0	0	0	0	0	0	0	0	0	0	0	0	0	0	0	0	0	0	0	0	0
30	other	0	0	0	56	0	0	2	0	0	0	0	0	0	0	0	0	0	0	0	0	0	0	0	0	0			
Total (17 to 30)				0	30	0	134	22	0	2	0	0	0	0	0	0	0	0	0	0	0	0	0	0	0	0			

* No. of times various Provisions were invoked while Rejecting Requests

** Relevant Sections of RTI Act 2005

Note :- The above data has been compiled based on the Quarterly reports submitted by Public Authorities on AppComs Software which is completed after the end of the financial year. In case any public authority does not enter the data the same will not be reflected in our Software/Annual Report.

Sr. No	Ministry/Department/Organisation																		
	17.15	17.16	17.17	17.18	17.19	17.20	17.21	17.22	17.23	17.24	17.25	17.26	17.27	17.28	17.29	17.30			
	Consulate General of India, Perth, Australia	Consulate General of India, Sydney, Australia	Embassy of India, Vienna, Austria	Embassy of India, Baku, Azerbaijan	Embassy of India, Manama, Bahrain	High Commission of India, Dhaka, Bangladesh	Assistant High Commission of India, Chittagong, Bangladesh	Assistant High Commission of India, Rajshahi, Bangladesh	Embassy of India, Minsk, Belarus	Embassy of India, Brussels, Belgium	Embassy of India, Thimphu, Bhutan	Consulate General of India, Phuentsholing, Bhutan	High Commission of India, Gaborone, Botswana	Embassy of India, Brasilia, Brazil	Consulate General of India, Sao Paulo, Brazil	High Commission of India, Bandar Seri Begawan, Brunei Darussalam			
1	Opening Balance Of Requests Received Under RTI (As On 1st April)	0	0	4	3	0	1	0	0	0	0	0	0	1	0	0			
2	No.Of Requests Received	5	7	2	0	30	8	0	0	2	7	5	1	0	2	1			
3	Total No.Of Requests (Column 1+2)	5	7	6	3	30	9	0	0	2	7	5	1	0	3	1			
4	No. Of Cases Transferred To Other PAs U/S 6(3)	0	0	0	0	1	0	0	0	1	0	1	1	0	1	0			
5	Total No.Of Appeals Received	0	0	0	0	0	2	0	0	0	2	0	0	0	0	0			
6	Total No.Of Appeals Disposed	0	0	0	0	0	1	0	0	0	2	0	0	0	0	0			
7	Decisions Where Applications For Information Rejected	0	0	0	0	0	3 (38%)	0	0	0	0	0	0	0	0	0			
8	Number Of Cases Where Disciplinary Action Taken Against Any Officer In Respect Of Administration Of RTI Act	1	0	0	0	0	0	0	0	0	0	0	0	0	0	0			
9	Fee(Application) Collected (Rs.)	0	70	0	0	0	0	0	0	0	0	0	0	10	0	0			
10	Addl.Charges Collected (Rs.)	0	0	0	0	0	0	0	0	0	0	0	0	0	0	0			
11	Penalty Collected (Rs.)	0	0	0	0	0	0	0	0	0	0	0	0	0	0	0			
12	Total Amount Collected (Fee+Addl. Charges +Penalty) (Rs.)	0	70	0	0	0	0	0	0	0	0	0	0	10	0	0			
13	No. CAPIO's Appointed (A)	0	1	0	0	0	0	0	0	0	0	0	0	0	0	0			
14	No. CPIO's Appointed (B)	0	1	1	1	1	1	0	1	1	1	1	1	1	0	1			
15	No. FAA's Appointed (C)	0	1	1	1	1	1	0	1	1	1	1	1	3	0	1			
16	Total (A+B+C)	0	3	2	2	2	2	0	2	2	2	2	2	4	0	2			
17	*	**	Section 8(1)				Other Sections	a	0	0	0	0	0	1	0	0	0	0	
18			b	0	0	0		0	0	0	0	0	0	0	0	0	0	0	0
19			c	0	0	0		0	0	0	0	0	0	0	0	0	0	0	0
20			d	0	0	0		0	0	0	0	0	0	0	0	0	0	0	0
21			e	0	0	0		0	0	0	0	0	0	0	0	0	0	0	0
22			f	0	0	0		0	0	0	0	0	0	0	0	0	0	0	0
23			g	0	0	0		0	0	0	0	0	0	0	0	0	0	0	0
24			h	0	0	0		0	0	0	0	0	1	0	0	0	0	0	0
25			i	0	0	0		0	0	0	0	0	0	0	0	0	0	0	0
26			j	0	0	0		0	0	2	0	0	0	0	0	0	0	0	0
27			9	0	0	0		0	0	0	0	0	0	0	0	0	0	0	0
28			11	0	0	0		0	0	0	0	0	0	0	0	0	0	0	0
29			24	0	0	0		0	0	0	0	0	0	0	0	0	0	0	0
30	other	0	0	0	0	0	0	0	0	0	0	0	0	0	0	0			
Total (17 to 30)		0	0	0	0	0	3	0	0	0	4	0	0	0	0	0			

* No. of times various Provisions were invoked while Rejecting Requests

** Relevant Sections of RTI Act 2005

Note :- The above data has been compiled based on the Quarterly reports submitted by Public Authorities on AppComs Software which is completed after the end of the financial year. In case any public authority does not enter the data the same will not be reflected in our Software/Annual Report.

Sr. No	Ministry/Department/Organisation															
	Embassy of India, Sofia, Bulgaria	Embassy of India, Phnom Penh, Cambodia	High Commission of India, Ottawa, Canada	Consulate General of India, Toronto, Canada	Embassy of India, Santiago, Chile	Consulate General of India, Guangzhou, China	Consulate General of India, Hongkong	Consulate General of India, Shanghai, China	Embassy of India, Bogota, Colombia	Embassy of India, Abidjan, Ivory Coast	Embassy of India, Zagreb, Croatia	High Commission of India, Nicosia, Cyprus	Embassy of India, Prague, Czech Republic	Embassy of India, Copenhagen, Denmark	Embassy of India, Cairo, Egypt	High Commission of India, Suva, Fiji Islands
1	3	0	0	0	0	0	0	0	0	1	0	0	0	6	1	0
2	2	7	13	11	1	3	15	3	4	3	1	0	1	0	7	3
3	5	7	13	11	1	3	15	3	4	4	1	0	1	6	8	3
4	0	0	0	0	0	0	2	1	0	0	0	0	0	0	1	0
5	0	2	3	0	0	0	0	1	0	1	0	0	0	0	1	1
6	0	1	2	0	0	0	0	1	0	1	0	0	0	0	0	1
7	0	1 (14%)	0	2 (18%)	0	0	0	0	0	0	0	0	0	0	0	0
8	0	0	0	0	0	0	0	0	0	0	0	0	0	0	0	0
9	0	0	0	0	0	0	0	0	0	0	0	0	0	0	0	0
10	0	0	0	0	0	0	0	0	0	0	0	0	0	0	0	0
11	0	0	0	0	0	0	0	0	0	0	0	0	0	0	0	0
12	0	0	0	0	0	0	0	0	0	0	0	0	0	0	0	0
13	0	0	0	1	0	0	0	0	0	1	1	1	0	0	1	1
14	1	1	1	0	1	1	1	0	0	1	1	1	0	1	1	1
15	1	1	1	1	1	1	1	0	0	1	1	1	0	1	1	1
16	2	2	2	2	2	2	2	0	0	3	3	3	0	2	3	3
17	a	0	0	1	0	0	0	0	0	0	0	0	0	0	0	0
18	b	0	0	0	0	0	0	0	0	0	0	0	0	0	0	0
19	c	0	0	0	0	0	0	0	0	0	0	0	0	0	0	0
20	d	0	0	0	0	0	0	0	0	0	0	0	0	0	0	0
21	e	0	0	0	0	0	0	0	0	0	0	0	0	0	0	0
22	f	0	0	0	0	0	0	0	0	0	0	0	0	0	0	0
23	g	0	0	0	0	0	0	0	0	0	0	0	0	0	0	0
24	h	0	0	0	0	0	0	0	0	0	0	0	0	0	0	0
25	i	0	0	0	0	0	0	0	0	0	0	0	0	0	0	0
26	j	0	1	0	1	0	0	0	0	1	0	0	0	0	0	0
27	9	0	0	0	0	0	0	0	0	0	0	0	0	0	0	0
28	11	0	0	0	0	0	0	0	0	0	0	0	0	0	0	0
29	24	0	0	0	0	0	0	0	0	0	0	0	0	0	0	0
30	other	0	0	0	3	0	0	0	0	0	0	0	0	0	0	0
Total (17 to 30)		0	1	1	4	0	0	0	0	1	0	0	0	0	0	0

* No. of times various Provisions were invoked while Rejecting Requests

** Relevant Sections of RTI Act 2005

Note :- The above data has been compiled based on the Quarterly reports submitted by Public Authorities on AppComs Software which is completed after the end of the financial year. In case any public authority does not enter the data the same will not be reflected in our Software/Annual Report.

Sr. No	Ministry/Department/Organisation																17.47
	Embassy of India, Helsinki, Finland	Embassy of India, Paris, France	Consulate General of India, Saint Denis, Reunion Island	Embassy of India, Berlin, Germany	Consulate General of India, Frankfurt, Germany	Consulate General of India, Hamburg, Germany	Consulate General of India, Munich, Germany	High Commission of India, Accra, Ghana	Embassy of India, Guatemala City, Guatemala	High Commission of India, Georgetown, Guyana	Embassy of India, Budapest, Hungary	Embassy of India, Reykjavik, Iceland	Embassy of India, Jakarta, Indonesia	Consulate General of India, Medan, Indonesia	Embassy of India, Tehran, Iran	Consulate General of India, Bandar Abbas, Iran	
1	Opening Balance Of Requests Received Under RTI (As On 1st April)																1
2	No.Of Requests Received																0
3	Total No.Of Requests (Column 1+2)																1
4	No. Of Cases Transferred To Other PAs U/S 6(3)																0
5	Total No.Of Appeals Received																0
6	Total No.Of Appeals Disposed																0
7	Decisions Where Applications For Information Rejected																0
8	Number Of Cases Where Disciplinary Action Taken Against Any Officer In Respect Of Administration Of RTI Act																0
9	Fee(Application) Collected (Rs.)																0
10	Addl.Charges Collected (Rs.)																0
11	Penalty Collected (Rs.)																0
12	Total Amount Collected (Fee+Addl. Charges +Penalty) (Rs.)																0
13	No. CAPIO's Appointed (A)																0
14	No. CPIO's Appointed (B)																0
15	No. FAA's Appointed (C)																0
16	Total (A+B+C)																0
17	*	**	Section 8(1)													a	0
18			b													0	
19			c													0	
20			d													0	
21			e													0	
22			f													0	
23			g													0	
24			h													0	
25			i													0	
26			j													0	
27			9													0	
28			11													0	
29			24													0	
30	other													0			
Total (17 to 30)																	0

* No. of times various Provisions were invoked while Rejecting Requests

** Relevant Sections of RTI Act 2005

Note :- The above data has been compiled based on the Quarterly reports submitted by Public Authorities on AppComs Software which is completed after the end of the financial year. In case any public authority does not enter the data the same will not be reflected in our Software/Annual Report.

Sr. No	Ministry/Department/Organisation																		
		17.63	17.64	17.65	17.66	17.67	17.68	17.69	17.70	17.71	17.72	17.73	17.74	17.75	17.76	17.77	17.78		
		Consulate General of India, Zahidan, Iran	Embassy of India, Baghdad, Iraq	Embassy of India, Dublin, Ireland	Embassy of India, Tel Aviv, Israel	Embassy of India, Rome, Italy	Embassy of India, Tokyo, Japan	Consulate General of India, Osaka-Kobe, Japan	Embassy of India, Amman, Jordan	Embassy of India, Astana, Kazakhstan	High Commission of India, Nairobi, Kenya	Assistant High Commission of India, Mombasa Kenya	Embassy of India, Seoul, Republic of Korea	Embassy of India, Safat, Kuwait	Embassy of India, Bishkek, Kyrgyzstan	Embassy of India, Vientiane, Lao People's Democratic Republic	Embassy of India, Beirut, Lebanon		
1	Opening Balance Of Requests Received Under RTI (As On 1st April)	0	1	0	1	5	0	0	0	2	2	0	0	2	2	0	8		
2	No.Of Requests Received	0	0	3	3	18	20	0	3	4	6	0	9	71	8	3	4		
3	Total No.Of Requests (Column 1+2)	0	1	3	4	23	20	0	3	6	8	0	9	73	10	3	12		
4	No. Of Cases Transferred To Other PAs U/S 6(3)	0	0	2	0	0	4	0	0	0	0	0	0	0	0	0	0		
5	Total No.Of Appeals Received	0	0	0	1	6	1	0	0	0	0	0	0	6	5	0	0		
6	Total No.Of Appeals Disposed	0	0	0	1	0	1	0	0	0	0	0	0	5	0	0	0		
7	Decisions Where Applications For Information Rejected	0	0	0	0	0	0	0	0	0	2 (33%)	0	0	3 (4%)	6 (75%)	0	0		
8	Number Of Cases Where Disciplinary Action Taken Against Any Officer In Respect Of Administration Of RTI Act	0	0	0	0	0	0	0	0	0	0	0	0	0	0	0	0		
9	Fee(Application) Collected (Rs.)	0	0	0	0	0	110	0	0	0	0	0	0	0	90	0	0		
10	Addl.Charges Collected (Rs.)	0	0	0	0	0	0	0	0	0	0	0	0	0	0	0	0		
11	Penalty Collected (Rs.)	0	0	0	0	0	0	0	0	0	0	0	0	0	0	0	0		
12	Total Amount Collected (Fee+Addl. Charges +Penalty) (Rs.)	0	0	0	0	0	110	0	0	0	0	0	0	0	90	0	0		
13	No. CAPIO's Appointed (A)	0	0	0	0	0	0	0	0	0	0	0	0	0	0	0	1		
14	No. CPIO's Appointed (B)	0	0	1	1	1	1	0	1	1	1	1	1	1	0	1	1		
15	No. FAA's Appointed (C)	0	0	1	1	0	1	0	1	1	1	1	0	1	0	1	1		
16	Total (A+B+C)	0	0	2	2	1	2	0	2	2	2	2	1	2	0	2	3		
17	*	**	Section 8(1)	a	0	0	0	0	0	0	0	0	0	0	4	4	0	0	
18				b	0	0	0	0	0	0	0	0	0	0	0	0	1	0	0
19				c	0	0	0	0	0	0	0	0	0	0	0	0	0	0	0
20				d	0	0	0	0	0	0	0	0	0	0	0	0	0	0	0
21				e	0	0	0	0	0	0	0	0	0	0	0	1	0	0	0
22				f	0	0	0	0	0	0	0	0	0	0	0	0	0	0	0
23				g	0	0	0	0	0	0	0	0	0	0	0	0	0	0	0
24				h	0	0	0	0	0	0	0	0	0	0	0	0	0	0	0
25				i	0	0	0	0	0	0	0	0	0	0	0	0	0	0	0
26				j	0	0	0	0	0	0	0	0	0	0	0	1	0	0	0
27				Other Sections	9	0	0	0	0	0	0	0	0	0	0	0	0	0	0
28				11	0	0	0	0	0	0	0	0	0	0	0	0	0	0	0
29				24	0	0	0	0	0	0	0	0	0	0	0	0	0	0	0
30	other	0	0	0	0	0	0	0	0	0	0	0	0	0	0	0			
Total (17 to 30)		0	0	0	0	0	0	0	0	0	0	0	6	5	0	0			

* No. of times various Provisions were invoked while Rejecting Requests

** Relevant Sections of RTI Act 2005

Note :- The above data has been compiled based on the Quarterly reports submitted by Public Authorities on AppComs Software which is completed after the end of the financial year. In case any public authority does not enter the data the same will not be reflected in our Software/Annual Report.

Sr. No	Ministry/Department/Organisation																	
	17.79	17.80	17.81	17.82	17.83	17.84	17.85	17.86	17.87	17.88	17.89	17.90	17.91	17.92	17.93	17.94		
	Embassy of India, Antananarivo, Madagascar	High Commission of India, Kuala Lumpur, Malaysia	Embassy of India, Bamako, Mali	High Commission of India, Port Louis, Mauritius	Embassy of India, Mexico	Embassy of India, Ulaanbaatar, Mongolia	Embassy of India, Rabat, Morocco	High Commission of India, Maputo, Mozambique	Embassy of India, Yangon, Myanmar	Consulate General of India, Mandalay, Myanmar	High Commission of India, Windhoek, Namibia	Embassy of India, Kathmandu, Nepal	Consulate General of India, Birgunj, Nepal	High Commission of India, Wellington, New Zealand	Embassy of India, Niamey, Niger	High Commission of India, Abuja, Nigeria		
1	Opening Balance Of Requests Received Under RTI (As On 1st April)	0	10	0	0	0	0	3	0	0	1	0	0	0	1	0		
2	No.Of Requests Received	0	22	0	5	5	2	3	1	18	0	2	19	0	7	10		
3	Total No.Of Requests (Column 1+2)	0	32	0	5	5	2	3	4	18	0	3	19	0	7	10		
4	No. Of Cases Transferred To Other PAs U/S 6(3)	0	6	0	0	0	0	0	0	5	0	0	0	0	0	1		
5	Total No.Of Appeals Received	0	0	0	0	1	0	0	1	0	0	0	2	0	2	1		
6	Total No.Of Appeals Disposed	0	0	0	0	1	0	0	1	0	0	0	2	0	2	1		
7	Decisions Where Applications For Information Rejected	0	0	0	3 (60%)	0	0	0	0	0	0	0	0	0	2 (29%)	1 (0%)		
8	Number Of Cases Where Disciplinary Action Taken Against Any Officer In Respect Of Administration Of RTI Act	0	0	0	0	0	0	0	0	0	0	0	0	0	0	0		
9	Fee(Application) Collected (Rs.)	0	0	0	0	0	0	0	0	0	0	0	0	0	0	0		
10	Addl.Charges Collected (Rs.)	0	0	0	0	0	0	0	0	0	0	0	0	0	0	0		
11	Penalty Collected (Rs.)	0	0	0	0	0	0	0	0	0	0	0	0	0	0	0		
12	Total Amount Collected (Fee+Addl. Charges +Penalty) (Rs.)	0	0	0	0	0	0	0	0	0	0	0	0	0	0	0		
13	No. CAPIO's Appointed (A)	0	0	0	1	0	0	0	0	0	0	0	0	0	0	1		
14	No. CPIO's Appointed (B)	1	1	1	1	1	0	0	1	0	1	1	1	1	0	1		
15	No. FAA's Appointed (C)	1	1	1	0	1	0	0	1	0	1	1	1	1	0	1		
16	Total (A+B+C)	2	2	2	2	2	0	0	2	0	2	2	2	2	0	3		
17	*	**	Section 8(1)															
18			a	0	0	0	0	0	0	0	0	0	0	1	0	0	0	2
19			b	0	0	0	0	0	0	0	0	0	0	0	0	0	0	0
20			c	0	0	0	0	0	0	0	0	0	0	0	0	0	0	0
21			d	0	0	0	0	0	0	0	0	0	0	0	0	0	0	0
22			e	0	0	0	0	0	0	0	0	0	0	0	0	0	0	0
23			f	0	0	0	0	0	0	0	0	0	0	0	0	0	0	0
24			g	0	0	0	0	0	0	0	0	0	0	0	0	0	0	0
25			h	0	0	0	0	0	0	0	0	0	0	0	0	0	0	1
26			i	0	0	0	0	0	0	0	0	0	0	0	0	0	0	0
27			j	0	0	0	0	0	0	0	0	0	0	0	0	0	0	0
28			Other Sections															
29			9	0	0	0	0	0	0	0	0	0	0	0	0	0	0	0
30	11	0	0	0	0	0	0	0	0	0	0	0	0	0	0	0		
30	24	0	0	0	0	0	0	0	0	0	0	0	0	0	0	0		
30	other	0	0	0	0	0	0	0	0	0	0	0	0	0	0	0		
Total (17 to 30)		0	0	0	0	0	0	0	0	0	0	1	0	0	0	3		

* No. of times various Provisions were invoked while Rejecting Requests

** Relevant Sections of RTI Act 2005

Note :- The above data has been compiled based on the Quarterly reports submitted by Public Authorities on AppComs Software which is completed after the end of the financial year. In case any public authority does not enter the data the same will not be reflected in our Software/Annual Report.

Sr. No	Ministry/Department/Organisation																
	17.95	17.96	17.97	17.98	17.99	17.10	17.101	17.102	17.103	17.104	17.105	17.106	17.107	17.108	17.109	17.110	
	Office of the High Commission of India, Lagos, Nigeria	Embassy of India, Oslo, Norway	Embassy of India, Muscat, Sultanate of Oman	Representative Office of India, Ramallah City, State of Palestine	Embassy of India, Panama	High Commission of India, Port Moresby, Papua New Guinea	Embassy of India, Manila, Philippines	Embassy of India, Lisbon, Portugal	Embassy of India, Doha, Qatar	Embassy of India, Bucharest, Romania	Embassy of India, Moscow, Russian Federation	Consulate General of India, St. Petersburg, Russian Federation	Consulate General of India, Vladivostok, Russian Federation	Embassy of India, Riyadh, Saudi Arabia	Consulate General of India, Jeddah, Saudi Arabia	Embassy of India, Dakar, Senegal	
1	Opening Balance Of Requests Received Under RTI (As On 1st April)	0	2	0	0	0	0	0	1	1	0	0	0	5	0	5	
2	No.Of Requests Received	10	2	112	4	0	1	7	2	59	0	12	1	0	392	140	3
3	Total No.Of Requests (Column 1+2)	10	4	112	4	0	1	7	2	60	1	12	1	0	397	140	8
4	No. Of Cases Transferred To Other PAs U/S 6(3)	4	0	0	1	0	0	0	0	0	1	1	0	6	0	0	
5	Total No.Of Appeals Received	7	0	6	0	0	0	2	0	20	0	1	0	149	0	0	
6	Total No.Of Appeals Disposed	7	0	6	0	0	0	0	0	20	0	1	0	131	0	0	
7	Decisions Where Applications For Information Rejected	2 (20%)	0	0	0	0	0	0	0	0	1 (8%)	0	0	0	0	0	
8	Number Of Cases Where Disciplinary Action Taken Against Any Officer In Respect Of Administration Of RTI Act	0	0	0	0	0	0	0	0	0	0	0	0	0	0	0	
9	Fee(Application) Collected (Rs.)	0	0	0	10	0	10	0	0	0	80	0	0	3490	0	0	
10	Addl.Charges Collected (Rs.)	0	0	0	0	0	0	0	0	0	0	0	0	0	0	0	
11	Penalty Collected (Rs.)	0	0	0	0	0	0	0	0	0	0	0	0	0	0	0	
12	Total Amount Collected (Fee+Addl. Charges +Penalty) (Rs.)	0	0	0	10	0	10	0	0	0	80	0	0	3490	0	0	
13	No. CAPIO's Appointed (A)	0	0	1	0	0	1	0	0	0	1	1	0	0	0	0	
14	No. CPIO's Appointed (B)	1	0	1	1	1	1	1	0	0	0	0	1	0	7	1	
15	No. FAA's Appointed (C)	1	0	1	0	1	1	1	0	0	0	2	1	0	1	1	
16	Total (A+B+C)	2	0	3	1	2	3	2	0	0	1	3	2	0	8	2	
17	*	**	Section 8(1)	a	0	0	0	0	0	0	0	0	0	0	0	0	
18				b	0	0	0	0	0	0	0	0	0	0	0	0	0
19				c	0	0	0	0	0	0	0	0	0	0	0	0	0
20				d	2	0	0	0	0	0	0	0	0	0	0	0	0
21				e	0	0	0	0	0	0	0	0	0	0	0	0	0
22				f	0	0	0	0	0	0	0	0	0	0	0	0	0
23				g	0	0	0	0	0	0	0	0	0	0	0	0	0
24				h	0	0	0	0	0	0	0	0	0	0	0	0	0
25				i	0	0	0	0	0	0	0	0	0	0	0	0	0
26				j	0	0	0	0	0	0	0	0	0	0	0	0	0
27				Other Sections	9	0	0	0	0	0	0	0	0	0	0	0	0
28					11	0	0	0	0	0	0	0	0	0	0	0	0
29					24	0	0	0	0	0	0	0	0	0	0	0	0
30	other	0	3		0	0	0	0	0	0	0	1	0	0			
Total (17 to 30)		2	3	0	0	0	0	0	0	0	1	0	0	0	0		

* No. of times various Provisions were invoked while Rejecting Requests

** Relevant Sections of RTI Act 2005

Note :- The above data has been compiled based on the Quarterly reports submitted by Public Authorities on AppComs Software which is completed after the end of the financial year. In case any public authority does not enter the data the same will not be reflected in our Software/Annual Report.

Sr. No	Ministry/Department/Organisation	17.111	17.112	17.113	17.114	17.115	17.116	17.117	17.118	17.119	17.120	17.121	17.122	17.123	17.124	17.125		
		Embassy of India, Belgrade, Republic of Serbia	High Commission of India, Victoria, Seychelles	High Commission of India, Singapore	Embassy of India, Bratislava, Slovak Republic	Embassy of India, Ljubljana, Slovenia	High Commission of India, Pretoria, South Africa	Consulate General of India, Durban, South Africa	Consulate General of India, Johannesburg, South Africa	Embassy of India, Madrid, Spain	High Commission of India, Colombo, Sri Lanka	Assistant High Commission of India, Kandy, Sri Lanka	Consulate General of India, Hambantota, Sri Lanka	Consulate General of India, Jafna, Sri Lanka	Embassy of India, Khartoum, Sudan	Consulate General of India, Juba, Sudan		
1	Opening Balance Of Requests Received Under RTI (As On 1st April)	0	0	0	0	0	0	0	0	0	1	0	0	0	0	0		
2	No.Of Requests Received	0	2	24	1	0	3	2	2	4	0	4	0	0	3	3		
3	Total No.Of Requests (Column 1+2)	0	2	24	1	0	3	2	2	4	1	4	0	0	3	3		
4	No. Of Cases Transferred To Other PAs U/S 6(3)	0	1	6	1	0	0	0	0	0	0	1	0	0	0	0		
5	Total No.Of Appeals Received	0	1	4	0	0	0	0	0	0	0	0	0	0	0	0		
6	Total No.Of Appeals Disposed	0	1	4	0	0	0	0	0	0	0	0	0	0	0	0		
7	Decisions Where Applications For Information Rejected	0	0	0	0	0	0	1 (50%)	0	1 (25%)	0	0	0	0	0	0		
8	Number Of Cases Where Disciplinary Action Taken Against Any Officer In Respect Of Administration Of RTI Act	0	0	0	0	0	0	0	0	0	0	0	0	0	0	0		
9	Fee(Application) Collected (Rs.)	0	0	80	0	0	0	30	0	0	0	30	0	0	10	0		
10	Addl.Charges Collected (Rs.)	0	0	0	0	0	0	0	0	0	0	0	0	0	0	0		
11	Penalty Collected (Rs.)	0	0	0	0	0	0	0	0	0	0	0	0	0	0	0		
12	Total Amount Collected (Fee+Addl. Charges +Penalty) (Rs.)	0	0	80	0	0	0	30	0	0	0	30	0	0	10	0		
13	No. CAPIO's Appointed (A)	1	1	0	0	0	0	0	0	0	0	0	0	0	1	0		
14	No. CPIO's Appointed (B)	1	1	1	1	1	1	1	0	1	0	1	1	0	1	0		
15	No. FAA's Appointed (C)	1	2	1	1	1	1	1	0	1	0	1	1	0	1	0		
16	Total (A+B+C)	3	4	2	2	2	2	2	0	2	0	2	2	0	3	0		
17	*	**	Section 8(1)	a	0	0	0	0	0	0	1	0	0	0	0	0		
18				b	0	0	0	0	0	0	0	0	0	0	0	0	0	0
19				c	0	0	0	0	0	0	0	0	0	0	0	0	0	0
20				d	0	0	0	0	0	0	0	0	0	0	0	0	0	0
21				e	0	0	0	0	0	0	0	0	0	0	0	0	0	0
22				f	0	0	0	0	0	0	0	0	0	0	0	0	0	0
23				g	0	0	0	0	0	0	0	0	0	0	0	0	0	0
24				h	0	0	0	0	0	0	0	0	0	0	0	0	0	0
25				i	0	0	0	0	0	0	0	0	0	0	0	0	0	0
26				j	0	0	0	0	0	0	1	0	0	0	0	0	0	0
27				Other Sections	9	0	0	0	0	0	0	0	0	0	0	0	0	0
28				11	0	0	0	0	0	0	0	0	0	0	0	0	0	0
29				24	0	0	0	0	0	0	0	0	0	0	0	0	0	0
30	other	0	0	0	0	0	0	0	0	0	0	0	0	0	0			
Total (17 to 30)		0	0	0	0	0	0	1	0	1	0	0	0	0	0	0		

* No. of times various Provisions were invoked while Rejecting Requests

** Relevant Sections of RTI Act 2005

Note :- The above data has been compiled based on the Quarterly reports submitted by Public Authorities on AppComs Software which is completed after the end of the financial year. In case any public authority does not enter the data the same will not be reflected in our Software/Annual Report.

Sr. No	Ministry/Department/Organisation																	
	17:126	17:127	17:128	17:129	17:130	17:131	17:132	17:133	17:134	17:135	17:136	17:137	17:138	17:139	17:140	17:141		
	Embassy of India, Paramaribo, Suriname	Embassy of India, Stockholm, Sweden	Embassy of India, Berne, Switzerland	Permanent Mission of India to the UN Offices in Geneva, Switzerland	Embassy of India, Damascus, Syria	High Commission of India, Dar es Salaam, Tanzania	Consulate General of India, Zanzibar, Tanzania	Embassy of India, Bangkok, Thailand	Consulate of India, Chiangmai, Thailand	High Commission of India, Trinidad & Tobago, West Indies	Embassy of India, Tunis, Tunisia	Embassy of India, Istanbul, Turkey	Consulate General of India, Istanbul, Turkey	Embassy of India, Ashgabat, Turkmenistan	High Commission of India, Kampala, Uganda	Embassy of India, Kyiv, Ukraine		
1	Opening Balance Of Requests Received Under RTI (As On 1st April)																	
2	No.Of Requests Received																	
3	Total No.Of Requests (Column 1+2)																	
4	No. Of Cases Transferred To Other PAs U/S 6(3)																	
5	Total No.Of Appeals Received																	
6	Total No.Of Appeals Disposed																	
7	Decisions Where Applications For Information Rejected																	
8	Number Of Cases Where Disciplinary Action Taken Against Any Officer In Respect Of Administration Of RTI Act																	
9	Fee(Application) Collected (Rs.)																	
10	Addl.Charges Collected (Rs.)																	
11	Penalty Collected (Rs.)																	
12	Total Amount Collected (Fee+Addl. Charges +Penalty) (Rs.)																	
13	No. CAPIO's Appointed (A)																	
14	No. CPIO's Appointed (B)																	
15	No. FAA's Appointed (C)																	
16	Total (A+B+C)																	
17	*	**	Section 8(1)															
18			a	0	0	0	0	0	0	0	0	0	0	0	0	0	0	0
19			b	0	0	0	0	0	0	0	0	0	0	0	0	0	0	0
20			c	0	0	0	0	0	0	0	0	0	0	0	0	0	0	0
21			d	0	0	0	0	0	0	0	0	0	0	0	0	0	0	0
22			e	0	0	0	0	0	0	0	0	0	0	0	0	0	0	0
23			f	0	0	0	0	0	0	0	0	0	0	0	0	0	0	0
24			g	0	0	0	0	0	0	0	0	0	0	0	0	0	0	0
25			h	0	0	0	0	0	0	0	0	0	0	0	0	0	0	0
26			i	0	0	0	0	0	0	0	0	0	0	0	0	0	0	0
27			j	0	0	0	0	0	0	0	0	0	0	0	0	0	0	0
28			Other Sections															
29			9	0	0	0	0	0	0	0	0	0	0	0	0	0	0	0
30	11	0	0	0	0	0	0	0	0	0	0	0	0	0	0	0		
30	24	0	0	0	0	0	0	0	0	0	0	0	0	0	0	0		
30	other	0	0	0	0	0	0	0	0	0	0	0	0	0	0	0		
Total (17 to 30)																		

* No. of times various Provisions were invoked while Rejecting Requests

** Relevant Sections of RTI Act 2005

Note :- The above data has been compiled based on the Quarterly reports submitted by Public Authorities on AppComs Software which is completed after the end of the financial year. In case any public authority does not enter the data the same will not be reflected in our Software/Annual Report.

Sr. No	Ministry/Department/Organisation															
	17.142	17.143	17.144	17.145	17.146	17.147	17.148	17.149	17.150	17.151	17.152	17.153	17.154	17.155	17.156	
	Embassy of India, Abu Dhabi, UAE	Consulate General of India, Dubai, UAE	High Commission of India, London, United Kingdom	Consulate General of India, Birmingham, United Kingdom	Embassy of India, Washington, USA	Consulate General of India, Chicago, USA	Consulate general of India, Houston, USA	Consulate General of India, New York, USA	Consulate General of India, San Francisco, USA	Permanent Mission of India to the UN, New York, USA	Embassy of India, Tashkent, Uzbekistan	Embassy of India, Caracas, Venezuela	Embassy of India, Hanoi, Vietnam	Consulate General of India, Ho Chi Minh City, Vietnam	Embassy of India, Sana'a, Yemen	
1	Opening Balance Of Requests Received Under RTI (As On 1st April)															
2	No.Of Requests Received															
3	Total No.Of Requests (Column 1+2)															
4	No. Of Cases Transferred To Other PAs U/S 6(3)															
5	Total No.Of Appeals Received															
6	Total No.Of Appeals Disposed															
7	Decisions Where Applications For Information Rejected															
8	Number Of Cases Where Disciplinary Action Taken Against Any Officer In Respect Of Administration Of RTI Act															
9	Fee(Application) Collected (Rs.)															
10	Addl.Charges Collected (Rs.)															
11	Penalty Collected (Rs.)															
12	Total Amount Collected (Fee+Addl. Charges +Penalty) (Rs.)															
13	No. CAPIO's Appointed (A)															
14	No. CPIO's Appointed (B)															
15	No. FAA's Appointed (C)															
16	Total (A+B+C)															
17	*	**	Section 8(1)													
18			a	1	0	0	0	51	0	0	0	0	0	0	0	0
19			b	0	0	0	0	2	0	0	0	0	0	0	0	0
20			c	0	0	0	0	0	0	0	0	0	0	0	0	0
21			d	0	0	0	0	0	0	0	0	0	0	0	0	0
22			e	0	0	0	0	0	0	0	0	0	0	0	0	0
23			f	0	0	0	0	0	0	0	0	0	0	0	0	0
24			g	0	0	0	0	0	0	0	0	0	0	0	0	0
25			h	0	0	0	0	0	0	0	0	0	0	0	0	0
26			i	0	0	0	0	0	0	0	0	0	0	0	0	0
27			j	5	0	0	0	0	0	2	3	0	0	0	0	0
28			Other Sections													
29			9	0	0	0	0	0	0	0	0	0	0	0	0	0
30	11	0	0	0	0	3	0	0	0	0	0	0	0	0		
31	24	0	0	0	0	0	0	0	0	0	0	0	0	0		
32	other	1	0	0	0	0	0	2	0	0	0	0	0	0		
Total (17 to 30)																

* No. of times various Provisions were invoked while Rejecting Requests

** Relevant Sections of RTI Act 2005

Note :- The above data has been compiled based on the Quarterly reports submitted by Public Authorities on AppComs Software which is completed after the end of the financial year. In case any public authority does not enter the data the same will not be reflected in our Software/Annual Report.

Sr. No	Ministry/Department/Organisation															17:157	17:158	17:159	17:160	17:161	17:162	17:163	17:164	17:165	17:166	17:167	17:168	17:169	17:170	17:171	17:172	
	High Commission of India, Lusaka, Zambia	Embassy of India, Harare, Zimbabwe	High Commission of India, Lilongwe (Malawi)	Consulate General of India, Erbil (Kurdistan)	Embassy of India, Warsaw	High Commission of India, Malta	Assistant High Commission of India, Sylhet	Indian Mission to ASEAN, Jakarta	Embassy of India, Djibouti	Embassy of India Brazzaville	High Commission of India, Yaounde (Cameroon)	Embassy of India, Malabo	Consulate General of India, Bali	Consulate General of India, Sittwe, Myanmar	High Commission of India, Kigali (Rwanda)																	Passport Seva Division
1	Opening Balance Of Requests Received Under RTI (As On 1st April)	3	0	0	0	0	0	0	0	0	0	0	0	0	0	0	0	0	0	0	0	0	0	0	0	0	1	740				
2	No.Of Requests Received	3	0	2	0	5	0	0	0	0	4	0	2	0	0	0	0	0	0	0	0	0	0	0	0	0	2	5316				
3	Total No.Of Requests (Column 1+2)	6	0	2	0	5	0	0	0	0	4	0	2	0	0	0	0	0	0	0	0	0	0	0	0	3	6056					
4	No. Of Cases Transferred To Other PAs U/S 6(3)	0	0	0	0	0	0	0	0	0	0	0	0	0	0	0	0	0	0	0	0	0	0	0	0	0	0	102				
5	Total No.Of Appeals Received	2	0	0	0	0	0	0	0	0	0	0	0	0	0	0	0	0	0	0	0	0	0	0	0	0	0	461				
6	Total No.Of Appeals Disposed	2	0	0	0	0	0	0	0	0	0	0	0	0	0	0	0	0	0	0	0	0	0	0	0	0	0	379				
7	Decisions Where Applications For Information Rejected	0	0	0	0	0	0	0	0	0	0	0	0	0	0	0	0	0	0	0	0	0	0	0	0	0	0	377 (7%)				
8	Number Of Cases Where Disciplinary Action Taken Against Any Officer In Respect Of Administration Of RTI Act	0	0	0	0	0	0	0	0	0	0	0	0	0	0	0	0	0	0	0	0	0	0	0	0	0	0	0				
9	Fee(Application) Collected (Rs.)	0	0	0	0	50	0	0	0	0	0	0	0	0	0	0	0	0	0	0	0	0	0	0	0	0	0	24637				
10	Addl.Charges Collected (Rs.)	0	0	0	0	0	0	0	0	0	0	0	0	0	0	0	0	0	0	0	0	0	0	0	0	0	0	924				
11	Penalty Collected (Rs.)	0	0	0	0	0	0	0	0	0	0	0	0	0	0	0	0	0	0	0	0	0	0	0	0	0	0	0				
12	Total Amount Collected (Fee+Addl. Charges +Penalty) (Rs.)	0	0	0	0	50	0	0	0	0	0	0	0	0	0	0	0	0	0	0	0	0	0	0	0	0	0	25561				
13	No. CAPIO's Appointed (A)	1	0	0	0	0	0	0	0	0	1	0	0	0	0	1	0	0	0	0	0	0	0	0	0	0	0	9				
14	No. CPIO's Appointed (B)	1	1	1	1	0	1	0	1	0	1	1	1	1	1	0	1	0	0	0	0	0	0	0	0	0	0	38				
15	No. FAA's Appointed (C)	0	1	1	1	0	1	0	1	1	1	1	1	1	0	1	0	0	0	0	0	0	0	0	0	0	0	32				
16	Total (A+B+C)	2	2	2	2	0	2	0	2	3	2	2	2	0	3	0	0	0	0	0	0	0	0	0	0	0	0	79				
17	*	**	Section 8(1)	a	0	0	0	0	0	0	0	0	0	0	0	0	0	0	0	0	0	0	0	0	0	0	0	6				
18				b	0	0	0	0	0	0	0	0	0	0	0	0	0	0	0	0	0	0	0	0	0	0	0	0	0	0	0	
19				c	0	0	0	0	0	0	0	0	0	0	0	0	0	0	0	0	0	0	0	0	0	0	0	0	0	0	0	0
20				d	0	0	0	0	0	0	0	0	0	0	0	0	0	0	0	0	0	0	0	0	0	0	0	0	0	0	1	
21				e	0	0	0	0	0	0	0	0	0	0	0	0	0	0	0	0	0	0	0	0	0	0	0	0	0	0	0	
22				f	0	0	0	0	0	0	0	0	0	0	0	0	0	0	0	0	0	0	0	0	0	0	0	0	0	0	9	
23				g	0	0	0	0	0	0	0	0	0	0	0	0	0	0	0	0	0	0	0	0	0	0	0	0	0	0	6	
24				h	0	0	0	0	0	0	0	0	0	0	0	0	0	0	0	0	0	0	0	0	0	0	0	0	0	0	0	
25				i	0	0	0	0	0	0	0	0	0	0	0	0	0	0	0	0	0	0	0	0	0	0	0	0	0	0	0	
26				j	0	0	0	0	0	0	0	0	0	0	0	0	0	0	0	0	0	0	0	0	0	0	0	0	0	0	622	
27				9	0	0	0	0	0	0	0	0	0	0	0	0	0	0	0	0	0	0	0	0	0	0	0	0	0	0	0	
28				11	0	0	0	0	0	0	0	0	0	0	0	0	0	0	0	0	0	0	0	0	0	0	0	0	0	0	0	
29				24	0	0	0	0	0	0	0	0	0	0	0	0	0	0	0	0	0	0	0	0	0	0	0	0	0	0	24	
30	other	0	0	0	0	0	0	0	0	0	0	0	0	0	0	0	0	0	0	0	0	0	0	0	0	0	0	321				
Total (17 to 30)		0	0	0	0	0	0	0	0	0	0	0	0	0	0	0	0	0	0	0	0	0	0	0	0	0	0	989				

* No. of times various Provisions were invoked while Rejecting Requests

** Relevant Sections of RTI Act 2005

Note :- The above data has been compiled based on the Quarterly reports submitted by Public Authorities on AppComs Software which is completed after the end of the financial year. In case any public authority does not enter the data the same will not be reflected in our Software/Annual Report.

Sr. No	Ministry/Department/Organisation		Ministry Total	Ministry of Finance																										
				Department of Economic Affairs																										
				18	18.1	18.1.1	18.1.2	18.1.3	18.1.4	18.1.5	18.1.6	18.1.7	18.1.8	18.1.9	18.1.10															
						SPMCIL Corporate Office	SPMCIL - India Government Mint, Mumbai	SPMCIL - India Government Mint, Kolkata	SPMCIL India Government Mint, Hyderabad	SPMCIL - India Government Mint, Noida	SPMCIL Currency Note Press Nashik	SPMCIL Bank Note Press, Dewas (Madhya-Pradesh)	India Security Press, Nashik Road	SPMCIL Security Printing Press Hyderabad	SPMCIL Security Paper Mill, Hoshangabad															
1	Opening Balance Of Requests Received Under RTI (As On 1st April)		1417			9	8	58	0	1	1	25	0	1	0															
2	No.Of Requests Received		10811			311	134	56	135	39	87	83	101	73	84															
3	Total No.Of Requests (Column 1+2)		12228			320	142	114	135	40	88	108	101	74	84															
4	No. Of Cases Transferred To Other PAs U/S 6(3)		695			93	0	1	4	0	5	10	0	1	1															
5	Total No.Of Appeals Received		1056			95	18	3	15	5	12	6	24	8	16															
6	Total No.Of Appeals Disposed		930			94	18	3	14	5	4	1	24	7	15															
7	Decisions Where Applications For Information Rejected		583 (5%)			12 (4%)	0	0	0	1 (3%)	27 (31%)	11 (13%)	0	1 (1%)	7 (8%)															
8	Number Of Cases Where Disciplinary Action Taken Against Any Officer In Respect Of Administration Of RTI Act		1			0	0	0	0	0	0	0	0	0	0															
9	Fee(Application) Collected (Rs.)		38862			2800	80	20	950	190	170	290	340	310	340															
10	Addl.Charges Collected (Rs.)		1628			46	0	0	24	701	0	0	0	0	120															
11	Penalty Collected (Rs.)		0			0	0	0	500	0	0	0	0	0	0															
12	Total Amount Collected (Fee+Addl. Charges +Penalty) (Rs.)		40490			2846	80	20	1474	891	170	290	340	310	460															
13	No. CAPIO's Appointed (A)		47			0	0	0	0	1	1	0	1	1	1															
14	No. CPIO's Appointed (B)		269			4	0	5	5	1	1	7	6	1	1															
15	No. FAA's Appointed (C)		215			4	0	1	1	1	1	6	3	1	1															
16	Total (A+B+C)		531			8	0	6	6	3	3	13	10	3	3															
17	*	**																												
18																	a	122	0	0	0	0	0	0	0	14	7	12	0	1
19																	b	3	0	0	0	0	0	0	0	0	0	0	0	0
20																	c	0	0	0	0	0	0	0	0	0	0	0	0	0
21																	d	8	0	0	0	6	1	0	0	1	0	0	0	0
22																	e	11	0	0	0	0	0	0	0	0	0	8	0	0
23																	f	20	0	0	0	0	0	0	0	0	0	0	0	0
24																	g	10	12	0	0	0	0	0	0	0	0	0	0	0
25																	h	18	0	0	0	0	0	0	0	0	0	0	0	0
26																	i	2	0	0	0	0	0	0	0	0	0	0	0	0
27																	j	681	0	0	0	2	0	1	1	1	0	0	0	1
28																	9	0	0	0	0	0	0	13	0	0	0	0	0	0
29																	11	4	0	0	0	0	0	1	0	0	0	0	0	0
30	24	25	0	0	0	0	0	0	0	0	0	0	0	0																
	other	389	0	0	0	0	0	0	4	4	4	0	0	5																
Total (17 to 30)			1293			12	0	0	8	1	33	13	20	0	7															

* No. of times various Provisions were invoked while Rejecting Requests

** Relevant Sections of RTI Act 2005

Note :- The above data has been compiled based on the Quarterly reports submitted by Public Authorities on AppComs Software which is completed after the end of the financial year. In case any public authority does not enter the data the same will not be reflected in our Software/Annual Report.

Sr. No	Ministry/Department/Organisation	18.1.11		18.1.12		18.1.13		18.2				18.3					
		National Savings Institute (NSI)	Securities and Exchange Board of India (SEBI), Head Office	Department of Economic Affairs		Department Total				Pr.Chief Commissioner of Income Tax (CCA), Pune		Chief Commissioner of Customs, Mumbai-I Zone					
1	Opening Balance Of Requests Received Under RTI (As On 1st April)	25	201	2271	2600				8	5	71	84		75	46		
2	No.Of Requests Received	193	2396	3496	7188				1232	1042	1140	3414		1070	669		
3	Total No.Of Requests (Column 1+2)	218	2597	5767	9788				1240	1047	1211	3498		1145	715		
4	No. Of Cases Transferred To Other PAs U/S 6(3)	18	20	1031	1184				745	286	314	1345		376	244		
5	Total No.Of Appeals Received	16	417	841	1476				48	63	54	165		77	49		
6	Total No.Of Appeals Disposed	16	34	165	400				48	43	44	135		67	27		
7	Decisions Where Applications For Information Rejected	4 (2%)	0	8 (0%)	71 (1%)				0	3 (0%)	21 (2%)	24 (1%)		101 (9%)	105 (16%)		
8	Number Of Cases Where Disciplinary Action Taken Against Any Officer In Respect Of Administration Of RTI Act	0	0	0	0				0	0	0	0		0	1		
9	Fee(Application) Collected (Rs.)	1320	25434	2620	34864				3050	4211	7030	14291		1100	150		
10	Addl.Charges Collected (Rs.)	784	390	1074	3139				1690	0	3696	5386		0	90		
11	Penalty Collected (Rs.)	0	0	0	500				0	0	0	0		0	0		
12	Total Amount Collected (Fee+Addl. Charges +Penalty) (Rs.)	2104	25824	3694	38503				4740	4211	10726	19677		1100	240		
13	No. CAPIO's Appointed (A)	0	21	0	26				0	0	0	0		47	4		
14	No. CPIO's Appointed (B)	5	1	92	129				28	1	19	48		341	4		
15	No. FAA's Appointed (C)	1	2	52	74				22	1	7	30		83	4		
16	Total (A+B+C)	6	24	144	229				50	2	26	78		471	12		
17	*	**	Section 8(1)			Department of Expenditure				Department of Revenue							
18			a	0	28	0	62				0	0	0	0		0	0
19			b	0	0	0	0				0	0	0	0		0	0
20			c	0	0	0	0				0	0	0	0		0	0
21			d	0	46	0	54				0	0	0	0		0	31
22			e	0	81	0	89				0	0	0	0		0	0
23			f	0	0	0	0				0	0	0	0		0	0
24			g	0	33	0	45				0	0	0	0		0	0
25			h	0	68	0	68				0	0	0	0		0	0
26			i	0	0	0	0				0	0	0	0		0	0
27			j	0	54	0	59				0	0	0	0		72	25
28			9	0	3	0	16				0	0	0	0		0	0
29			11	0	0	0	1				0	0	0	0		0	2
30	24	0	0	0	0				0	0	0	0		0	0		
	other	0	0	0	13				0	3	0	3		25	61		
Total (17 to 30)		0	313	0	407				0	3	0	3		97	119		

* No. of times various Provisions were invoked while Rejecting Requests

** Relevant Sections of RTI Act 2005

Note :- The above data has been compiled based on the Quarterly reports submitted by Public Authorities on AppComs Software which is completed after the end of the financial year. In case any public authority does not enter the data the same will not be reflected in our Software/Annual Report.

Sr. No	Ministry/Department/Organisation														
			18.3.3	18.3.4	18.3.5	18.3.6	18.3.7	18.3.8	18.3.9	18.3.10	18.3.11	18.3.12	18.3.13		
			Chief Commissioner of Central Excise, Ranchi Zone, Patna	Chief Commissioner of Customs (Preventive), Tiruchirappalli	Chief Commissioner of Customs and Central Excise Hyderabad Zone	Central Board of Indirect Taxes and Customs(CBIC)	Chief Commissioner of Customs Preventive, Delhi Zone	Chief Commissioner of Income Tax (CCA), Chandigarh	Chief Commissioner of Income Tax (CCA), Jaipur	Chief Commissioner of Income Tax (CCA), Nagpur	Pr.Chief Commissioner of Income Tax, Bangalore	Chief Commissioner of Income Tax (CCA), Delhi	Director General of Income Tax (Admn.) New Delhi		
1	Opening Balance Of Requests Received Under RTI (As On 1st April)		27	16	90	52	26	0	86	7	6	251	1		
2	No.Of Requests Received		458	216	1251	2698	231	1	1376	385	310	1577	79		
3	Total No.Of Requests (Column 1+2)		485	232	1341	2750	257	1	1462	392	316	1828	80		
4	No. Of Cases Transferred To Other PAs U/S 6(3)		102	60	583	749	82	0	319	75	62	501	25		
5	Total No.Of Appeals Received		55	13	58	168	45	0	116	35	15	43	0		
6	Total No.Of Appeals Disposed		52	3	50	156	17	0	50	23	5	21	0		
7	Decisions Where Applications For Information Rejected		3 (1%)	15 (7%)	27 (2%)	169 (6%)	6 (3%)	0	441 (32%)	112 (29%)	13 (4%)	185 (12%)	0		
8	Number Of Cases Where Disciplinary Action Taken Against Any Officer In Respect Of Administration Of RTI Act		0	0	0	0	0	0	0	0	0	0	0		
9	Fee(Application) Collected (Rs.)		465	1200	820	1420	830	0	4810	730	1910	730	20		
10	Addl.Charges Collected (Rs.)		1202	0	806	6719	1242	0	350	0	0	26	0		
11	Penalty Collected (Rs.)		0	0	0	0	0	0	0	0	0	0	0		
12	Total Amount Collected (Fee+Addl. Charges +Penalty) (Rs.)		1667	1200	1626	8139	2072	0	5160	730	1910	756	20		
13	No. CAPIO's Appointed (A)		45	11	17	0	0	0	0	4	0	0	0		
14	No. CPIO's Appointed (B)		45	12	46	37	32	1	263	74	4	5	11		
15	No. FAA's Appointed (C)		10	3	10	22	4	1	64	19	0	3	11		
16	Total (A+B+C)		100	26	73	59	36	2	327	97	4	8	22		
17	*	**	Section 8(1)	a	0	0	0	0	0	0	0	0	0		
18				b	0	0	0	0	0	0	0	0	0	0	0
19				c	0	0	0	0	0	0	0	0	0	0	0
20				d	0	3	6	0	0	0	0	0	0	1	0
21				e	0	0	0	0	0	0	0	0	19	0	29
22				f	0	0	0	0	0	0	0	0	0	0	0
23				g	0	0	0	0	0	0	0	0	0	0	0
24				h	0	3	1	3	0	0	188	0	0	0	0
25				i	0	0	0	0	0	0	0	0	0	15	0
26				j	4	2	2	1	15	0	253	26	11	16	0
27				9	0	0	0	0	0	0	0	0	0	1	0
28				11	0	1	0	1	0	0	0	0	0	0	0
29				24	0	0	0	1	0	0	0	0	0	0	0
30	other	2	14	18	107	2	0	0	75	2	23	0			
Total (17 to 30)			6	23	27	113	17	0	441	120	13	85	0		

* No. of times various Provisions were invoked while Rejecting Requests

** Relevant Sections of RTI Act 2005

Note :- The above data has been compiled based on the Quarterly reports submitted by Public Authorities on AppComs Software which is completed after the end of the financial year. In case any public authority does not enter the data the same will not be reflected in our Software/Annual Report.

Sr. No	Ministry/Department/Organisation		18.3.14	18.3.15	18.3.16	18.3.17	18.3.18	18.3.19	18.3.20	18.3.21	18.3.22	18.3.23	18.3.24	18.3.25		
			Director General of Income Tax (Inv.) Jaipur	Director General of Income Tax (Systems), New Delhi	Director General of Income Tax, NADT	Directorate of Logistics	Directorate of Organisation & Personnel Management	Directorate of Revenue Intelligence	CBDT Director (ITCC)	Central Revenues Control Laboratory	Chief Commissioner of Central Excise, GST & Customs, Trivendrum Zone	Chief Commissioner of Central Excise & Customs, Pune Zone	Chief Commissioner of GST, Lucknow Zone	Chief Commissioner of Customs & Central Excise, Nagpur Zone		
1	Opening Balance Of Requests Received Under RTI (As On 1st April)		87	1005	0	0	29	0	368	0	0	15	0	2		
2	No.Of Requests Received		335	930	14	22	519	293	1887	54	1231	520	975	289		
3	Total No.Of Requests (Column 1+2)		422	1935	14	22	548	293	2255	54	1231	535	975	291		
4	No. Of Cases Transferred To Other PAs U/S 6(3)		310	200	9	1	186	80	1242	1	611	154	235	135		
5	Total No.Of Appeals Received		43	97	1	1	20	20	149	4	27	18	34	62		
6	Total No.Of Appeals Disposed		39	49	1	1	7	0	120	2	26	13	32	29		
7	Decisions Where Applications For Information Rejected		72 (21%)	91 (10%)	0	9 (41%)	17 (3%)	212 (72%)	25 (1%)	0	21 (2%)	4 (1%)	75 (8%)	11 (4%)		
8	Number Of Cases Where Disciplinary Action Taken Against Any Officer In Respect Of Administration Of RTI Act		0	0	0	0	0	0	0	0	0	0	0	0		
9	Fee(Application) Collected (Rs.)		0	5090	140	10	2490	70	1780	560	285	560	3130	190		
10	Addl.Charges Collected (Rs.)		0	0	0	0	8660	0	337	0	800	48	1106	372		
11	Penalty Collected (Rs.)		0	0	0	0	0	0	0	0	0	0	0	0		
12	Total Amount Collected (Fee+Addl. Charges +Penalty) (Rs.)		0	5090	140	10	11150	70	2117	560	1085	608	4236	562		
13	No. CAPIO's Appointed (A)		0	0	0	2	1	0	33	1	10	32	0	0		
14	No. CPIO's Appointed (B)		0	0	1	2	3	40	33	1	42	59	45	34		
15	No. FAA's Appointed (C)		0	8	1	1	3	16	28	1	7	11	10	11		
16	Total (A+B+C)		0	8	2	5	7	56	94	3	59	102	55	45		
17	*	**	Section 8(1)	a	0	0	0	0	0	0	0	0	0	0		
18				b	0	0	0	0	0	0	0	0	0	0	0	
19				c	0	0	0	0	0	0	0	0	0	0	0	
20				d	0	0	0	0	0	0	0	0	3	0	8	0
21				e	0	64	0	0	0	0	0	0	1	0	0	0
22				f	0	0	0	0	0	0	0	0	0	0	0	0
23				g	0	0	0	0	0	0	0	0	1	0	0	1
24				h	0	2	0	0	0	1	0	0	0	2	0	0
25				i	0	17	0	0	0	0	0	0	1	0	1	0
26				j	0	15	0	0	0	0	0	0	1	3	18	4
27				Other Sections		9	0	0	0	0	0	0	0	0	0	0
28						11	0	0	0	0	0	0	0	0	0	1
29						24	32	0	0	0	212	0	0	0	0	0
30			other	33	0	0	0	5	79	178	0	192	8	48	1	
Total (17 to 30)			65	98	0	0	5	292	178	0	199	13	75	7		

* No. of times various Provisions were invoked while Rejecting Requests

** Relevant Sections of RTI Act 2005

Note :- The above data has been compiled based on the Quarterly reports submitted by Public Authorities on AppComs Software which is completed after the end of the financial year. In case any public authority does not enter the data the same will not be reflected in our Software/Annual Report.

Sr. No	Ministry/Department/Organisation															
			18.3.26	18.3.27	18.3.28	18.3.29	18.3.30	18.3.31	18.3.32	18.3.33	18.3.34	18.3.35	18.3.36	18.3.37		
			Chief Commissioner of Customs & Central Excise, Vadodara Zone	Chief Commissioner of Customs & Central Excise, Vishakhapatnam Zone	Chief Commissioner of Customs and Central Excise, Meerut Zone	Chief Commissioner of Customs, Ahmedabad Zone	Chief Commissioner of Customs, Bangalore Zone	Chief Commissioner of Customs, Chennai Zone	Chief Commissioner of Customs, Delhi Zone	Chief Commissioner of Customs, Mumbai-I Zone	Chief Commissioner of Customs, Mumbai-III Zone	Chief Commissioner of Customs, Patna	Directorate of Legal Affairs	Chief Commissioner of Central Excise, Bangalore Zone		
1	Opening Balance Of Requests Received Under RTI (As On 1st April)		13	26	33	38	46	36	601	18	16	2	5	30		
2	No.Of Requests Received		430	315	533	480	332	644	591	273	417	276	19	534		
3	Total No.Of Requests (Column 1+2)		443	341	566	518	378	680	1192	291	433	278	24	564		
4	No. Of Cases Transferred To Other PAs U/S 6(3)		114	46	137	48	129	47	66	34	106	90	2	140		
5	Total No.Of Appeals Received		28	42	58	33	17	80	46	50	40	16	0	37		
6	Total No.Of Appeals Disposed		7	12	38	24	10	57	28	17	27	8	0	27		
7	Decisions Where Applications For Information Rejected		30 (7%)	26 (8%)	13 (2%)	47 (10%)	16 (5%)	74 (11%)	74 (13%)	51 (19%)	51 (12%)	6 (2%)	0	49 (9%)		
8	Number Of Cases Where Disciplinary Action Taken Against Any Officer In Respect Of Administration Of RTI Act		0	0	0	0	0	0	0	0	0	0	0	0		
9	Fee(Application) Collected (Rs.)		3342	780	2300	1560	590	2110	3350	1460	160	1040	120	1990		
10	Addl.Charges Collected (Rs.)		1410	870	0	1150	1500	50	198	40	153	2760	0	152		
11	Penalty Collected (Rs.)		0	0	0	0	0	0	0	0	0	0	0	0		
12	Total Amount Collected (Fee+Addl. Charges +Penalty) (Rs.)		4752	1650	2300	2710	2090	2160	3548	1500	313	3800	120	2142		
13	No. CAPIO's Appointed (A)		0	1	9	0	0	5	1	0	6	0	0	56		
14	No. CPIO's Appointed (B)		47	36	54	30	7	8	8	3	13	20	0	79		
15	No. FAA's Appointed (C)		11	9	13	6	5	8	8	3	9	3	0	18		
16	Total (A+B+C)		58	46	76	36	12	21	17	6	28	23	0	153		
17	*	**	Section 8(1)	a	0	0	0	0	0	2	1	0	0	0		
18				b	0	0	0	0	0	0	0	0	0	0	0	
19				c	0	0	0	0	0	0	0	0	0	0	0	
20				d	0	9	0	14	1	11	26	27	25	1	0	30
21				e	0	0	0	10	1	4	0	4	2	0	0	0
22				f	0	0	0	0	0	0	1	1	0	0	0	0
23				g	0	0	0	0	0	1	1	3	0	0	0	1
24				h	0	2	0	2	1	6	5	4	2	0	0	4
25				i	0	0	0	0	0	0	1	0	0	0	0	0
26				j	31	23	0	20	1	31	15	23	12	0	0	9
27				Other Sections		9	0	0	0	0	0	0	1	0	0	0
28						11	0	0	1	1	0	3	12	1	0	0
29						24	0	0	0	0	0	0	0	0	0	0
30			other	12	19	0	0	4	18	17	10	5	0	2		
Total (17 to 30)			43	53	0	47	9	73	81	91	53	6	0	46		

* No. of times various Provisions were invoked while Rejecting Requests

** Relevant Sections of RTI Act 2005

Note :- The above data has been compiled based on the Quarterly reports submitted by Public Authorities on AppComs Software which is completed after the end of the financial year. In case any public authority does not enter the data the same will not be reflected in our Software/Annual Report.

Sr. No	Ministry/Department/Organisation																
			18.3.38	18.3.39	18.3.40	18.3.41	18.3.42	18.3.43	18.3.44	18.3.45	18.3.46	18.3.47	18.3.48				
			Chief Commissioner of GST, Chennai Zone	Directorate of Enforcement	Chief Commissioner of Income Tax (CCA), Bhubaneswar	Chief Commissioner of Income Tax (CCA), Guwahati	Chief Commissioner of Income Tax (CCA), Mumbai	Chief Commissioner of Income Tax (CCA), Patna	Chief Commissioner of GST, Ahmedabad Zone	Chief Commissioner of GST, Chandigarh Zone	Chief Commissioner, Central Excise, Delhi Zone	Chief Commissioner, CGST & Central Excise, Jaipur Zone	Chief Commissioner, Central Excise, Mumbai-I Zone				
1	Opening Balance Of Requests Received Under RTI (As On 1st April)		49	37	20	2	34	250	4	19	72	9	27				
2	No.Of Requests Received		1165	619	271	390	1392	615	640	1499	880	653	915				
3	Total No.Of Requests (Column 1+2)		1214	656	291	392	1426	865	644	1518	952	662	942				
4	No. Of Cases Transferred To Other PAs U/S 6(3)		173	43	108	178	819	183	142	110	167	81	197				
5	Total No.Of Appeals Received		68	57	5	0	135	46	23	121	46	98	39				
6	Total No.Of Appeals Disposed		24	0	5	0	78	45	16	70	20	70	33				
7	Decisions Where Applications For Information Rejected		100 (9%)	0	2 (1%)	55 (14%)	330 (24%)	24 (4%)	47 (7%)	102 (7%)	86 (10%)	22 (3%)	41 (4%)				
8	Number Of Cases Where Disciplinary Action Taken Against Any Officer In Respect Of Administration Of RTI Act		0	0	0	0	0	0	0	0	0	0	0				
9	Fee(Application) Collected (Rs.)		1585	1300	150	160	740	450	1000	3140	3460	510	700				
10	Addl.Charges Collected (Rs.)		65	0	0	0	278	0	300	432	512	370	120				
11	Penalty Collected (Rs.)		0	0	0	0	0	0	0	0	0	0	0				
12	Total Amount Collected (Fee+Addl. Charges +Penalty) (Rs.)		1650	1300	150	160	1018	450	1300	3572	3972	880	820				
13	No. CAPIO's Appointed (A)		12	31	0	0	68	0	0	4	9	0	6				
14	No. CPIO's Appointed (B)		86	31	101	63	215	0	55	56	41	55	97				
15	No. FAA's Appointed (C)		18	31	25	24	43	0	11	12	9	10	21				
16	Total (A+B+C)		116	93	126	87	326	0	66	72	59	65	124				
17	*	**			Section 8(1)												
18					a	0	0	0	0	0	0	0	0	0	0	0	
19					b	0	0	0	0	0	0	0	0	0	0	0	
20					c	0	0	0	0	0	0	0	0	0	0	0	
21					d	13	0	0	0	33	0	0	8	1	2	0	
22					e	3	0	0	0	2	0	0	0	0	0	1	
23					f	0	0	0	0	30	0	0	0	0	0	0	
24					g	0	0	0	0	0	0	0	0	0	1	0	
25					h	6	0	0	0	0	0	1	7	4	3	2	
26					i	5	0	0	0	20	0	0	0	0	2	1	
27					j	12	0	2	0	106	0	13	51	75	7	31	
28					Other Sections		9	0	0	0	1	0	0	0	0	0	0
29							11	1	0	0	1	0	0	1	0	2	1
30			24	0	604	0	1	0	0	0	0	0	0				
			other	58	0	0	0	137	0	33	35	10	5				
Total (17 to 30)			98	604	2	1	330	0	47	102	90	22	41				

* No. of times various Provisions were invoked while Rejecting Requests

** Relevant Sections of RTI Act 2005

Note :- The above data has been compiled based on the Quarterly reports submitted by Public Authorities on AppComs Software which is completed after the end of the financial year. In case any public authority does not enter the data the same will not be reflected in our Software/Annual Report.

Sr. No	Ministry/Department/Organisation	18.3.49	18.3.50	18.3.51	18.3.52	18.3.53	18.3.54	18.3.55	18.3.56	18.3.57	18.3.58	18.3.59	18.3.60	18.3.61	
		Directorate General NACEN	Directorate General of Audit	Directorate General of Export Promotion	Directorate General of Inspection	Directorate General of Taxpayer Services	Directorate General of Goods and Service Tax	Directorate General of Systems & Data Management	Directorate General of Valuation	Directorate General of Vigilance	Pr. Chief Commissioner Income Tax, NWR, Chandigarh	Chief Commissioner of GST, Panchkula Zone	Directorate General of Analytics and Risk Management	Directorate of International Customs	
1	Opening Balance Of Requests Received Under RTI (As On 1st April)	49	0	1	4	0	0	12	0	3	0	14	0	2	
2	No.Of Requests Received	109	50	28	133	99	58	525	16	298	277	301	16	15	
3	Total No.Of Requests (Column 1+2)	158	50	29	137	99	58	537	16	301	277	315	16	17	
4	No. Of Cases Transferred To Other PAs U/S 6(3)	45	24	20	4	69	25	125	2	120	44	30	2	0	
5	Total No.Of Appeals Received	2	6	1	3	6	7	28	2	24	23	30	0	3	
6	Total No.Of Appeals Disposed	2	5	1	3	6	7	0	1	5	19	12	0	3	
7	Decisions Where Applications For Information Rejected	1 (1%)	1 (2%)	0	70 (53%)	0	1 (2%)	23 (4%)	2 (13%)	41 (14%)	136 (49%)	18 (6%)	0	0	
8	Number Of Cases Where Disciplinary Action Taken Against Any Officer In Respect Of Administration Of RTI Act	0	0	0	0	0	0	0	0	0	0	0	0	0	
9	Fee(Application) Collected (Rs.)	28	290	190	0	0	0	430	140	1520	250	490	30	0	
10	Addl.Charges Collected (Rs.)	0	100	100	0	0	0	546	0	780	0	100	0	0	
11	Penalty Collected (Rs.)	0	0	0	0	0	0	0	0	0	0	0	0	0	
12	Total Amount Collected (Fee+Addl. Charges +Penalty) (Rs.)	28	390	290	0	0	0	976	140	2300	250	590	30	0	
13	No. CAPIO's Appointed (A)	11	7	0	5	1	2	0	0	1	0	13	0	1	
14	No. CPIO's Appointed (B)	16	8	1	5	1	2	6	0	8	273	23	1	1	
15	No. FAA's Appointed (C)	15	8	1	5	1	1	6	0	8	78	8	1	1	
16	Total (A+B+C)	42	23	2	15	3	5	12	0	17	351	44	2	3	
17	*	**	Section 8(1)	a	0	0	0	0	0	0	0	0	0	0	
18				b	0	0	0	0	0	0	0	0	0	0	0
19				c	0	0	0	0	0	0	0	0	0	0	0
20				d	0	0	0	0	0	1	18	2	0	0	2
21				e	0	0	0	0	0	0	0	0	0	0	0
22				f	0	0	0	0	0	0	0	0	0	0	0
23				g	0	0	0	0	0	0	0	0	0	0	0
24				h	0	0	0	0	0	0	0	0	17	0	2
25				i	0	0	0	0	0	0	0	0	0	0	0
26				j	0	0	0	0	0	0	0	1	4	1	4
27				9	0	0	0	0	0	0	0	0	0	0	0
28				11	0	0	0	0	0	0	0	0	0	0	0
29				24	0	0	0	0	0	0	0	0	0	0	0
30	other	0	1	0	0	0	0	1	0	6	0	3			
Total (17 to 30)		0	1	0	0	0	1	19	4	27	1	11	11	0	

* No. of times various Provisions were invoked while Rejecting Requests

** Relevant Sections of RTI Act 2005

Note :- The above data has been compiled based on the Quarterly reports submitted by Public Authorities on AppComs Software which is completed after the end of the financial year. In case any public authority does not enter the data the same will not be reflected in our Software/Annual Report.

Sr. No	Ministry/Department/Organisation							18.4							
		18.3.62	18.3.63	18.3.64	18.3.65	18.3.66	18.3.67		18.4.1	18.4.2	18.4.3	18.4.4			
		Chief Commissioner of GST, Bhubaneswar	Chief Commissioner (AR), CESTAT	Directorate General of GST Intelligence	Department of Revenue	Commissioner of Income Tax(Audit), Chandigarh	DRT - Guwahati	Department Total	Indian Bank	Bank of India	Debts Recovery Tribunal Chandigarh II	Debts Recovery Tribunal, Ahmedabad II			
1	Opening Balance Of Requests Received Under RTI (As On 1st April)	0	0	71	817	0	1	4550	76	928	0	1			
2	No.Of Requests Received	111	12	921	3063	2	3	37310	4851	4026	2	26			
3	Total No.Of Requests (Column 1+2)	111	12	992	3880	2	4	41860	4927	4954	2	27			
4	No. Of Cases Transferred To Other PAs U/S 6(3)	64	5	93	1011	2	0	11187	6	106	0	1			
5	Total No.Of Appeals Received	8	1	57	111	0	0	2547	806	711	0	8			
6	Total No.Of Appeals Disposed	8	1	30	44	0	0	1553	322	299	0	7			
7	Decisions Where Applications For Information Rejected	0	0	105 (11%)	163 (5%)	0	0	3521 (9%)	240 (5%)	1444 (36%)	0	2 (8%)			
8	Number Of Cases Where Disciplinary Action Taken Against Any Officer In Respect Of Administration Of RTI Act	0	0	0	0	1	0	2	0	0	0	0			
9	Fee(Application) Collected (Rs.)	120	20	1430	21070	0	1110	87605	10540	30150	0	210			
10	Addl.Charges Collected (Rs.)	80	0	0	504	0	0	34328	0	1116	0	0			
11	Penalty Collected (Rs.)	0	0	0	0	1	0	1	60000	0	0	0			
12	Total Amount Collected (Fee+Addl. Charges +Penalty) (Rs.)	200	20	1430	21574	1	1110	121934	70540	31266	0	210			
13	No. CAPIO's Appointed (A)	0	3	8	0	0	0	467	78	5156	0	0			
14	No. CPIO's Appointed (B)	0	9	42	0	0	0	2636	2	73	1	1			
15	No. FAA's Appointed (C)	0	8	29	0	0	0	798	1	73	1	1			
16	Total (A+B+C)	0	20	79	0	0	0	3901	81	5302	2	2			
17	*	**	Section 8(1)	a	0	0	0	0	0	0	0	0			
18				b	0	0	0	0	0	0	0	0	0	0	
19				c	0	0	0	0	0	0	0	0	0	0	
20				d	0	0	1	0	0	0	277	0	435	0	0
21				e	0	0	10	0	0	0	150	128	231	0	0
22				f	0	0	0	0	0	0	32	0	1	0	0
23				g	0	0	0	0	0	0	9	0	30	0	0
24				h	0	0	67	0	0	0	343	0	43	0	0
25				i	0	0	1	0	0	0	64	0	0	0	0
26				j	0	0	4	0	0	0	947	112	428	0	1
27				9	0	0	0	0	0	0	3	0	0	0	0
28				11	0	0	0	0	0	0	29	0	9	0	0
29				24	0	0	0	163	0	0	1013	0	0	0	0
30				other	0	0	10	0	0	0	1292	0	265	0	8
Total (17 to 30)		0	0	93	163	0	0	4163	240	1444	0	9			

* No. of times various Provisions were invoked while Rejecting Requests

** Relevant Sections of RTI Act 2005

Note :- The above data has been compiled based on the Quarterly reports submitted by Public Authorities on AppComs Software which is completed after the end of the financial year. In case any public authority does not enter the data the same will not be reflected in our Software/Annual Report.

Sr. No	Ministry/Department/Organisation	18.4.5	18.4.6	18.4.7	18.4.8	18.4.9	18.4.10	18.4.11	18.4.12	18.4.13	18.4.14	18.4.15	18.4.16	18.4.17	18.4.18	18.4.19	18.4.20	
		Department of Financial Services	DRAT, Delhi	DRT, Lucknow	IFCI Limited (IFCI)	Mumbai Debts Recovery Tribunal No.1	Mumbai Debts Recovery Tribunal No.Three	Office of the Custodian	Stressed Assets Stabilization Fund (SASF)	DRAT, Allahabad	DRAT, Chennai	DRAT, Kolkata	DRAT, Mumbai	DRT Cuttack	DRT II Mumbai	DRT III Kolkata	DRT, Ahmedabad	
1	Opening Balance Of Requests Received Under RTI (As On 1st April)	28	0	5	3	0	0	0	0	0	4	0	0	9	0	0	0	
2	No.Of Requests Received	7443	2	15	94	9	4	1	6	3	2	6	18	4	5	5	12	
3	Total No.Of Requests (Column 1+2)	7471	2	20	97	9	4	1	6	3	6	6	18	13	5	5	12	
4	No. Of Cases Transferred To Other PAs U/S 6(3)	2923	0	0	9	0	0	0	3	0	0	0	0	0	0	0	1	
5	Total No.Of Appeals Received	384	0	1	13	0	0	0	0	0	0	0	0	0	0	0	1	
6	Total No.Of Appeals Disposed	368	0	1	13	0	0	0	0	0	0	0	0	0	0	0	1	
7	Decisions Where Applications For Information Rejected	72 (1%)	0	0	4 (4%)	0	0	0	1 (17%)	0	0	0	10 (56%)	0	1 (20%)	0	0	
8	Number Of Cases Where Disciplinary Action Taken Against Any Officer In Respect Of Administration Of RTI Act	0	0	0	0	0	0	0	0	0	0	0	0	0	0	0	0	
9	Fee(Application) Collected (Rs.)	35006	50	20	790	60	50	0	0	10	0	20	180	30	50	30	120	
10	Addl.Charges Collected (Rs.)	732	0	0	0	0	0	0	0	0	0	14	0	0	0	0	0	
11	Penalty Collected (Rs.)	0	0	0	0	0	0	0	0	0	0	0	0	0	0	0	0	
12	Total Amount Collected (Fee+Addl. Charges +Penalty) (Rs.)	35738	50	20	790	60	50	0	0	10	0	34	180	30	50	30	120	
13	No. CAPIO's Appointed (A)	0	0	0	4	0	0	0	0	1	0	0	1	0	1	0	0	
14	No. CPIO's Appointed (B)	30	0	0	1	1	1	2	1	1	0	1	1	0	1	2	1	
15	No. FAA's Appointed (C)	30	0	0	1	1	1	2	1	1	0	1	1	0	1	1	1	
16	Total (A+B+C)	60	0	0	6	2	2	4	2	3	0	2	3	0	3	3	2	
17	*	**	Section 8(1)	a	0	0	0	0	0	0	0	0	0	0	0	0	0	
18				b	0	0	2	0	0	0	0	0	0	0	0	0	0	0
19				c	0	0	0	0	0	0	0	0	0	0	0	0	0	0
20				d	0	0	0	2	0	0	0	0	0	0	0	0	0	0
21				e	0	0	0	1	0	0	0	0	0	0	0	0	0	0
22				f	0	0	0	0	0	0	0	0	0	0	0	0	0	0
23				g	0	0	0	0	0	0	0	0	0	0	0	0	0	0
24				h	0	0	0	0	0	0	0	0	0	0	0	0	0	0
25				i	0	0	0	0	0	0	0	0	0	0	0	0	0	0
26				j	0	0	0	1	0	0	0	0	0	0	2	0	0	0
27				9	0	0	0	0	0	0	0	0	0	0	0	0	0	0
28				11	0	0	0	0	0	0	0	0	0	0	0	0	0	0
29				24	0	0	0	0	0	0	0	0	0	0	0	0	0	0
30	other	0	0	0	1	0	0	0	0	0	0	0	9	0	1	0		
Total (17 to 30)		0	0	2	5	0	0	0	0	0	0	0	11	0	1	0		

* No. of times various Provisions were invoked while Rejecting Requests

** Relevant Sections of RTI Act 2005

Note :- The above data has been compiled based on the Quarterly reports submitted by Public Authorities on AppComs Software which is completed after the end of the financial year. In case any public authority does not enter the data the same will not be reflected in our Software/Annual Report.

Sr. No	Ministry/Department/Organisation																
		DRT, Allahabad	DRT, Aurangabad	DRT, Chandigarh	DRT, Chennai	DRT, Coimbatore	DRT, Delhi	DRT, Ernakulam	DRT I, Hyderabad	DRT, Jaipur	DRT, Kolkata	DRT, Madurai	DRT, Nagpur	DRT, Patna	DRT, Pune		
		18.4.21	18.4.22	18.4.23	18.4.24	18.4.25	18.4.26	18.4.27	18.4.28	18.4.29	18.4.30	18.4.31	18.4.32	18.4.33	18.4.34		
1	Opening Balance Of Requests Received Under RTI (As On 1st April)	6	3	0	0	4	0	0	0	1	1	0	0	0	0		
2	No.Of Requests Received	5	36	2	6	24	7	7	2	8	11	10	12	23	5		
3	Total No.Of Requests (Column 1+2)	11	39	2	6	28	7	7	2	9	12	10	12	23	5		
4	No. Of Cases Transferred To Other PAs U/S 6(3)	0	0	0	0	1	0	0	0	0	0	1	0	0	0		
5	Total No.Of Appeals Received	0	7	1	1	0	0	1	0	0	4	5	1	9	1		
6	Total No.Of Appeals Disposed	0	5	0	1	0	0	1	0	0	4	4	1	5	1		
7	Decisions Where Applications For Information Rejected	0	4 (11%)	2 (100%)	0	0	5 (71%)	0	0	3 (38%)	0	0	2 (17%)	0	5 (100%)		
8	Number Of Cases Where Disciplinary Action Taken Against Any Officer In Respect Of Administration Of RTI Act	0	0	0	0	0	0	0	0	0	0	0	0	0	0		
9	Fee(Application) Collected (Rs.)	0	320	0	19	160	60	30	0	60	140	150	0	1020	50		
10	Addl.Charges Collected (Rs.)	0	0	0	0	0	0	0	0	0	100	0	0	0	0		
11	Penalty Collected (Rs.)	0	0	0	0	0	0	0	0	0	0	0	0	0	0		
12	Total Amount Collected (Fee+Addl. Charges +Penalty) (Rs.)	0	320	0	19	160	60	30	0	60	240	150	0	1020	50		
13	No. CAPIO's Appointed (A)	0	0	0	0	0	0	1	0	0	0	0	0	0	0		
14	No. CPIO's Appointed (B)	0	1	0	1	1	1	1	0	1	1	0	0	0	0		
15	No. FAA's Appointed (C)	0	1	0	0	1	1	1	0	1	1	0	0	0	0		
16	Total (A+B+C)	0	2	0	1	2	2	3	0	2	2	0	0	0	0		
17	*	**	Section 8(1)	a	0	0	0	0	0	0	0	0	0	0	0		
18				b	0	0	0	0	0	0	0	0	0	0	0	0	1
19				c	0	0	0	0	0	0	0	0	0	0	0	0	0
20				d	0	0	0	0	0	0	0	0	0	0	0	0	0
21				e	0	0	0	0	0	0	0	0	0	0	0	0	0
22				f	0	0	0	0	0	0	0	0	0	0	0	0	0
23				g	0	0	0	0	0	0	0	0	0	0	0	0	0
24				h	0	0	0	0	0	0	0	0	0	0	0	0	0
25				i	0	0	0	0	0	0	0	0	0	0	0	0	0
26				j	0	0	0	0	0	0	0	0	0	0	0	0	4
27				9	0	0	0	0	0	0	0	0	0	0	0	0	0
28				11	0	0	0	0	0	0	0	0	0	0	0	0	0
29				24	0	0	0	0	0	0	0	0	0	0	0	0	0
30	other	0	4	0	0	0	0	0	0	3	0	0	0	0	0		
Total (17 to 30)		0	4	0	0	0	0	0	0	3	0	0	0	0	5		

* No. of times various Provisions were invoked while Rejecting Requests

** Relevant Sections of RTI Act 2005

Note :- The above data has been compiled based on the Quarterly reports submitted by Public Authorities on AppComs Software which is completed after the end of the financial year. In case any public authority does not enter the data the same will not be reflected in our Software/Annual Report.

Sr. No	Ministry/Department/Organisation																
		18.4.35	18.4.36	18.4.37	18.4.38	18.4.39	18.4.40	18.4.41	18.4.42	18.4.43	18.4.44	18.4.45	18.4.46	18.4.47			
		DRT, Ranchi	DRT, Vishakhapatnam	DRT-II Chennai	DRT-II Delhi	DRT-III, Chennai	DRT-III, Delhi	DRT-Jabalpur	Export Import Bank of India (EXIM Bank)	General Insurance Corporation of India	India Infrastructure Finance Co. Ltd. (IIFCL)	National Bank for Agriculture and Rural Development(NABARD)	Pension Fund Regulatory and Development Authority	The New India Assurance Company Ltd.			
1	Opening Balance Of Requests Received Under RTI (As On 1st April)	0	3	0	0	0	0	0	0	1	1	104	6	115			
2	No.Of Requests Received	5	3	13	0	0	6	4	175	167	79	1801	717	1591			
3	Total No.Of Requests (Column 1+2)	5	6	13	0	0	6	4	175	168	80	1905	723	1706			
4	No. Of Cases Transferred To Other PAs U/S 6(3)	0	0	0	0	0	0	0	0	16	1	271	32	82			
5	Total No.Of Appeals Received	0	0	5	2	0	1	0	0	7	3	191	44	302			
6	Total No.Of Appeals Disposed	0	0	5	2	0	1	0	0	7	3	178	41	302			
7	Decisions Where Applications For Information Rejected	0	1 (33%)	5 (38%)	0	0	0	0	0	19 (11%)	8 (10%)	5 (0%)	0	313 (20%)			
8	Number Of Cases Where Disciplinary Action Taken Against Any Officer In Respect Of Administration Of RTI Act	0	0	0	0	0	0	0	0	0	0	0	0	0			
9	Fee(Application) Collected (Rs.)	30	0	90	0	0	50	0	1	940	20	3440	4990	13778			
10	Addl.Charges Collected (Rs.)	0	0	0	0	0	0	0	0	0	0	2078	0	32326			
11	Penalty Collected (Rs.)	0	0	0	0	0	0	0	0	0	0	0	0	6000			
12	Total Amount Collected (Fee+Addl. Charges +Penalty) (Rs.)	30	0	90	0	0	50	0	1	940	20	5518	4990	52104			
13	No. CAPIO's Appointed (A)	1	0	0	0	0	1	1	0	1	0	0	1	0			
14	No. CPIO's Appointed (B)	1	0	1	1	1	1	1	1	1	1	35	0	43			
15	No. FAA's Appointed (C)	0	0	1	1	1	1	1	1	1	1	1	0	1			
16	Total (A+B+C)	2	0	2	2	2	3	3	2	3	2	36	1	44			
17	*	**	Section 8(1)	a	0	0	0	0	0	0	4	0	0	0	1		
18				b	0	0	0	0	0	0	0	0	0	0	0	0	
19				c	0	0	0	0	0	0	0	0	0	0	0	0	
20				d	0	0	0	0	0	0	0	9	2	0	0	0	111
21				e	0	0	0	0	0	0	0	5	0	0	0	0	54
22				f	0	0	0	0	0	0	0	4	0	0	0	0	0
23				g	0	0	0	0	0	0	0	0	0	0	0	0	12
24				h	0	0	0	0	0	0	0	0	0	0	0	0	39
25				i	0	0	0	0	0	0	0	0	0	0	0	0	0
26				j	0	0	0	0	0	0	0	7	4	0	0	0	148
27				9	0	0	0	0	0	0	0	1	0	0	0	0	4
28				11	0	0	0	0	0	0	0	0	0	0	0	0	24
29				24	0	0	0	0	0	0	0	0	0	0	0	0	0
30	other	1	0	0	0	0	0	0	0	18	0	5	0	121			
Total (17 to 30)		1	0	0	0	0	0	0	30	24	0	5	0	514			

* No. of times various Provisions were invoked while Rejecting Requests

** Relevant Sections of RTI Act 2005

Note :- The above data has been compiled based on the Quarterly reports submitted by Public Authorities on AppComs Software which is completed after the end of the financial year. In case any public authority does not enter the data the same will not be reflected in our Software/Annual Report.

Sr. No	Ministry/Department/Organisation	18.4.48	18.4.49	18.4.50	18.4.51	18.4.52	18.4.53	18.4.54	18.4.55	18.4.56				
		Bank of Maharashtra	Life Insurance Corporation of India	Small Industries Development Bank of India (SIDBI)	Reserve Bank of India	National Insurance Company Limited	Central Bank	Punjab National Bank	Union Bank of India	Bank of Baroda				
1	Opening Balance Of Requests Received Under RTI (As On 1st April)	13	1307	9	2553	36	130	184	0	184				
2	No.Of Requests Received	1599	11914	190	18617	1244	3009	7890	2988	3447				
3	Total No.Of Requests (Column 1+2)	1612	13221	199	21170	1280	3139	8074	2988	3631				
4	No. Of Cases Transferred To Other PAs U/S 6(3)	170	2	21	1581	136	0	0	43	52				
5	Total No.Of Appeals Received	227	1957	34	2126	167	698	859	312	788				
6	Total No.Of Appeals Disposed	33	1811	8	314	167	354	741	35	746				
7	Decisions Where Applications For Information Rejected	422 (26%)	432 (4%)	0	1210 (6%)	162 (13%)	665 (22%)	1967 (25%)	952 (32%)	370 (11%)				
8	Number Of Cases Where Disciplinary Action Taken Against Any Officer In Respect Of Administration Of RTI Act	0	0	0	0	0	0	0	0	0				
9	Fee(Application) Collected (Rs.)	7940	53122	1850	36235	8843	16814	34405	21630	32010				
10	Addl.Charges Collected (Rs.)	0	29392	0	2200	17710	20	1790	0	852				
11	Penalty Collected (Rs.)	0	0	0	0	1000	10000	0	35000	0				
12	Total Amount Collected (Fee+Addl. Charges +Penalty) (Rs.)	7940	82514	1850	38435	27553	26834	36195	56630	32862				
13	No. CAPIO's Appointed (A)	0	3676	83	57	583	0	1	9587	0				
14	No. CPIO's Appointed (B)	38	130	1	57	414	119	186	127	170				
15	No. FAA's Appointed (C)	38	130	1	1	36	11	186	20	20				
16	Total (A+B+C)	76	3936	85	115	1033	130	373	9734	190				
17	*	**	Section 8(1)	a	0	0	0	2	0	0	0	0	1	
18				b	0	0	0	0	0	0	0	0	0	1
19				c	0	0	0	0	0	0	0	0	0	0
20				d	79	228	12	4	7	94	469	363	84	
21				e	91	157	9	5	0	77	464	266	114	
22				f	1	0	0	0	3	5	0	0	0	
23				g	4	65	0	1	0	8	42	0	1	
24				h	9	66	1	5	0	2	21	9	5	
25				i	0	0	0	0	0	1	0	0	2	
26				j	252	427	8	5	48	285	480	330	202	
27				Other Sections	9	0	0	0	0	0	0	0	0	
28				11	1	14	0	0	0	2	0	0	6	
29				24	0	0	0	0	0	2	0	0	0	
30	other	48	393	21	0	104	189	489	0	142				
Total (17 to 30)		485	1350	51	22	162	665	1965	968	558				

* No. of times various Provisions were invoked while Rejecting Requests

** Relevant Sections of RTI Act 2005

Note :- The above data has been compiled based on the Quarterly reports submitted by Public Authorities on AppComs Software which is completed after the end of the financial year. In case any public authority does not enter the data the same will not be reflected in our Software/Annual Report.

Sr. No	Ministry/Department/Organisation	18.4.57	18.4.58	18.4.59	18.4.60	18.4.61	18.4.62	18.4.63	18.4.64	18.4.65	18.4.66			
		Canara Bank	IDBI Bank Ltd.	Indian Overseas Bank	The Oriental Insurance Co. Ltd.	National Housing Bank (NHB)	Punjab & Sind Bank	State Bank of India	United Commercial Bank (UCO)	United India Insurance Co. Ltd.	Insurance Regulatory and Development Authority			
1	Opening Balance Of Requests Received Under RTI (As On 1st April)	184	41	80	289	38	8	1298	26	47	124			
2	No.Of Requests Received	3924	808	1621	1750	1694	934	33694	1080	1875	1769			
3	Total No.Of Requests (Column 1+2)	4108	849	1701	2039	1732	942	34992	1106	1922	1893			
4	No. Of Cases Transferred To Other PAs U/S 6(3)	0	3	0	108	18	42	1982	341	0	94			
5	Total No.Of Appeals Received	752	177	268	233	145	85	4990	271	258	245			
6	Total No.Of Appeals Disposed	565	99	231	194	134	33	3217	254	221	238			
7	Decisions Where Applications For Information Rejected	1089 (28%)	94 (12%)	219 (14%)	154 (9%)	0	225 (24%)	3062 (9%)	68 (6%)	284 (15%)	69 (4%)			
8	Number Of Cases Where Disciplinary Action Taken Against Any Officer In Respect Of Administration Of RTI Act	0	0	0	0	0	0	0	0	0	0			
9	Fee(Application) Collected (Rs.)	35200	3246	7670	8840	1240	3240	159464	180	17820	5002			
10	Addl.Charges Collected (Rs.)	0	0	0	11842	0	28	6864	0	25062	800			
11	Penalty Collected (Rs.)	0	0	0	0	0	0	445000	0	0	0			
12	Total Amount Collected (Fee+Addl. Charges +Penalty) (Rs.)	35200	3246	7670	20682	1240	3268	611328	180	42882	5802			
13	No. CAPIO's Appointed (A)	10391	1887	48	0	1	0	22173	0	0	2			
14	No. CPIO's Appointed (B)	201	26	1	32	1	26	1201	44	0	19			
15	No. FAA's Appointed (C)	201	1	1	32	1	1	111	43	0	1			
16	Total (A+B+C)	10793	1914	50	64	3	27	23485	87	0	22			
17	*	**	Section 8(1)	a	0	0	0	0	0	1	1	0	1	
18				b	0	0	0	0	0	0	0	1	4	0
19				c	0	0	0	0	0	0	0	0	0	0
20				d	309	140	29	11	0	6	325	6	46	27
21				e	310	71	112	15	0	11	488	11	23	12
22				f	0	0	0	0	0	0	32	0	0	0
23				g	0	0	0	5	0	0	11	0	27	0
24				h	0	1	0	8	0	7	32	4	41	2
25				i	0	0	0	0	0	0	55	2	0	0
26				j	165	67	31	89	0	130	778	28	119	26
27				Other Sections	9	0	0	0	0	0	0	0	12	0
28				11	0	0	0	0	0	0	3	2	1	1
29				24	0	0	0	0	0	0	0	0	0	0
30	other	315	52	85	26	0	73	1510	13	43	3			
Total (17 to 30)		1099	331	257	154	0	227	3235	68	316	72			

* No. of times various Provisions were invoked while Rejecting Requests

** Relevant Sections of RTI Act 2005

Note :- The above data has been compiled based on the Quarterly reports submitted by Public Authorities on AppComs Software which is completed after the end of the financial year. In case any public authority does not enter the data the same will not be reflected in our Software/Annual Report.

Sr. No	Ministry/Department/Organisation																			
			18.4.67	18.4.68	18.4.69	18.4.70	18.4.71	18.4.72	18.4.73	18.4.74	18.4.75	18.4.76	18.4.77	18.4.78	18.4.79	18.4.80	18.4.81	18.4.82		
			Agriculture Insurance Company of India Ltd.		DRT II, Ernakulam	DRT II, Kolkata	Institute of Actuaries of India	DRT II, Hyderabad	DRT, Dehradun	Debts Recovery Tribunal - III, Chandigarh	Debt Recovery Tribunal - I, Bangalore	Debt Recovery Tribunal - II, Bangalore	DRT, Siliguri	Office of the Insurance Ombudsman, Mumbai	Office of the Insurance Ombudsman, Ahmedabad	Office of the Insurance Ombudsman, New Delhi	Office of the Insurance Ombudsman, Bhopal	Office of the Insurance Ombudsman, Chandigarh	Office of the Insurance Ombudsman, Chennai	
1	Opening Balance Of Requests Received Under RTI (As On 1st April)		1	0	0	1	0	0	0	0	0	0	0	12	0	2	0	1	0	
2	No.Of Requests Received		214	2	8	0	5	5	5	5	11	3	2	31	22	30	6	12	32	
3	Total No.Of Requests (Column 1+2)		215	2	8	1	5	5	5	5	11	3	2	43	22	32	6	13	32	
4	No. Of Cases Transferred To Other PAs U/S 6(3)		52	0	1	0	1	0	1	0	0	0	0	5	1	4	0	0	0	
5	Total No.Of Appeals Received		22	0	1	0	0	3	0	0	0	0	0	4	2	2	3	2	3	
6	Total No.Of Appeals Disposed		21	0	0	0	0	3	0	0	0	0	0	3	2	2	3	2	2	
7	Decisions Where Applications For Information Rejected		8 (4%)	0	0	0	1 (20%)	0	0	1 (9%)	0	0	0	0	0	0	0	0	0	
8	Number Of Cases Where Disciplinary Action Taken Against Any Officer In Respect Of Administration Of RTI Act		0	0	0	0	0	0	0	0	0	0	0	0	0	0	0	0	0	
9	Fee(Application) Collected (Rs.)		1560	10	0	0	30	20	0	100	30	0	70	160	100	20	80	40		
10	Addl.Charges Collected (Rs.)		0	0	0	0	0	0	0	0	4720	0	0	0	0	0	810	0		
11	Penalty Collected (Rs.)		0	0	0	0	0	0	0	0	0	0	0	0	0	0	0	0		
12	Total Amount Collected (Fee+Addl. Charges +Penalty) (Rs.)		1560	10	0	0	30	20	0	100	4750	0	70	160	100	20	890	40		
13	No. CAPIO's Appointed (A)		1	0	0	1	0	0	1	0	1	0	0	1	0	1	2	1		
14	No. CPIO's Appointed (B)		19	1	1	1	1	0	1	0	1	1	1	1	1	1	1	1		
15	No. FAA's Appointed (C)		1	1	1	1	1	0	1	0	1	1	0	1	1	1	1	1		
16	Total (A+B+C)		21	2	2	3	2	0	3	0	3	2	1	3	2	3	4	3		
17	*	**	Section 8(1)	a	0	0	0	0	0	0	0	0	0	0	0	0	0	0		
18				b	0	0	0	0	0	0	0	0	0	0	0	0	0	0	0	
19				c	0	0	0	0	0	0	0	0	0	0	0	0	0	0	0	
20				d	0	0	0	0	0	0	0	0	0	0	0	0	0	0	0	
21				e	1	0	0	0	0	0	0	0	0	0	0	0	0	0	0	
22				f	0	0	0	0	0	0	0	0	0	0	0	0	0	0	0	
23				g	0	0	0	0	0	0	0	0	0	0	0	0	0	0	0	
24				h	0	0	0	0	0	0	0	0	0	0	0	0	0	0	0	
25				i	0	0	0	0	0	0	0	0	0	0	0	0	0	0	0	
26				j	4	0	0	0	0	0	0	0	0	0	0	0	0	0	0	
27				Other Sections		9	0	0	0	0	0	0	0	0	0	0	0	0	0	0
28						11	0	0	0	0	0	0	0	0	0	0	0	0	0	0
29						24	0	0	0	0	0	0	0	0	0	0	0	0	0	0
30			other	4	0	0	0	0	0	0	11	0	0	1	0	0	0			
Total (17 to 30)			9	0	0	0	0	0	0	0	11	0	0	1	0	0	0			

* No. of times various Provisions were invoked while Rejecting Requests

** Relevant Sections of RTI Act 2005

Note :- The above data has been compiled based on the Quarterly reports submitted by Public Authorities on AppComs Software which is completed after the end of the financial year. In case any public authority does not enter the data the same will not be reflected in our Software/Annual Report.

Sr. No	Ministry/Department/Organisation												18.5		
	18.4.83	18.4.84	18.4.85	18.4.86	18.4.87	18.4.88	18.4.89	18.4.90	18.4.91	18.4.92	18.4.93	Department Total			
	Office of the Insurance Ombudsman, Guwahati	Office of the Insurance Ombudsman, Jaipur	Office of the Insurance Ombudsman, Ernakulam	Office of the Insurance Ombudsman, Kolkata	Office of the Insurance Ombudsman, Lucknow	Office of the Insurance Ombudsman, Noida	Office of the Insurance Ombudsman, Patna	Office of the Insurance Ombudsman, Pune	Office of the Insurance Ombudsman, Hyderabad	Banks Board Bureau	Executive Council of Insurers				
1	Opening Balance Of Requests Received Under RTI (As On 1st April)	1	0	1	0	0	0	0	1	0	0	7870			
2	No.Of Requests Received	0	22	5	15	17	7	5	10	14	10	121817			
3	Total No.Of Requests (Column 1+2)	1	22	6	15	17	7	5	10	15	10	129687			
4	No. Of Cases Transferred To Other PAs U/S 6(3)	0	4	0	7	0	0	0	0	11	0	8140			
5	Total No.Of Appeals Received	0	0	0	1	0	0	1	0	2	4	17152			
6	Total No.Of Appeals Disposed	0	0	0	1	0	0	0	0	2	4	11013			
7	Decisions Where Applications For Information Rejected	0	0	0	1 (7%)	0	1 (14%)	3 (60%)	0	0	0	13605 (11%)			
8	Number Of Cases Where Disciplinary Action Taken Against Any Officer In Respect Of Administration Of RTI Act	0	0	0	0	0	0	0	0	0	0	0			
9	Fee(Application) Collected (Rs.)	0	50	30	120	0	20	50	0	110	90	560325			
10	Addl.Charges Collected (Rs.)	0	0	382	90	0	0	0	0	0	0	138928			
11	Penalty Collected (Rs.)	0	0	0	0	0	0	0	0	0	0	557000			
12	Total Amount Collected (Fee+Addl. Charges +Penalty) (Rs.)	0	50	412	210	0	20	50	0	110	90	1256253			
13	No. CAPIO's Appointed (A)	1	0	0	0	0	1	0	0	0	1	53748			
14	No. CPIO's Appointed (B)	1	0	1	1	1	0	0	0	1	1	3046			
15	No. FAA's Appointed (C)	1	0	1	1	1	0	0	0	1	1	989			
16	Total (A+B+C)	3	0	2	2	2	1	0	0	2	3	57783			
17	*	**	Section 8(1)	a	0	0	0	0	0	0	0	0	13		
18				b	0	0	0	0	0	0	0	0	0	0	9
19				c	0	0	0	0	0	0	0	0	0	0	0
20				d	0	0	0	0	0	0	0	0	0	0	2798
21				e	0	0	0	0	0	0	0	0	0	0	2656
22				f	0	0	0	0	0	0	0	0	0	0	46
23				g	0	0	0	0	0	0	0	0	0	0	206
24				h	0	0	0	0	0	0	0	0	0	0	295
25				i	0	0	0	0	0	0	0	0	0	0	60
26				j	0	0	0	0	0	0	0	0	0	0	4181
27				9	0	0	0	0	0	0	0	0	0	0	17
28				11	0	0	0	0	0	0	0	0	0	0	63
29				24	0	0	0	0	0	0	0	0	0	0	2
30	other	0	0	0	1	0	0	0	0	0	0	3959			
Total (17 to 30)		0	0	0	1	0	0	0	0	0	0	14305			

Department of Investment and Public Asset Management

* No. of times various Provisions were invoked while Rejecting Requests

** Relevant Sections of RTI Act 2005

Note :- The above data has been compiled based on the Quarterly reports submitted by Public Authorities on AppComs Software which is completed after the end of the financial year. In case any public authority does not enter the data the same will not be reflected in our Software/Annual Report.

Sr. No	Ministry/Department/Organisation		18.5			Department Total	Ministry Total	19	19.1					
			18.5.1 Department of Investment and Public Asset Management	18.5.2 Specified Undertaking of Unit Trust of India (SUUTI), Mumbai	18.5.3 UTI Infrastructure Technology And Services Limited				19.1.1 AIRPORT HEALTH ORGANISATION, MUMBAI	19.1.2 INDIAN PHARMACOPOEIA COMMISSION, GHAZIABAD.	19.1.3 CENTRAL INSTITUTE OF PSYCHIATRY,RANCHI	19.1.4 CENTRAL LEPROSY TRAINING RESEARCH INSTITUTE,CHENGALPATTU	19.1.5 Central Government Health Service (CGHS), Delhi	
1	Opening Balance Of Requests Received Under RTI (As On 1st April)		0	0	6	6	15110	1	0	21	0	10		
2	No.Of Requests Received		669	22	127	818	170547	0	39	171	40	622		
3	Total No.Of Requests (Column 1+2)		669	22	133	824	185657	1	39	192	40	632		
4	No. Of Cases Transferred To Other PAs U/S 6(3)		180	7	6	193	22049	0	0	0	0	57		
5	Total No.Of Appeals Received		37	2	11	50	21390	0	8	24	2	68		
6	Total No.Of Appeals Disposed		37	2	6	45	13146	0	5	21	2	62		
7	Decisions Where Applications For Information Rejected		10 (1%)	0	21 (17%)	31 (4%)	17252 (10%)	0	0	15 (9%)	0	0		
8	Number Of Cases Where Disciplinary Action Taken Against Any Officer In Respect Of Administration Of RTI Act		0	0	0	0	2	0	0	0	0	0		
9	Fee(Application) Collected (Rs.)		3980	50	1155	5185	702270	0	300	910	220	1120		
10	Addl.Charges Collected (Rs.)		0	0	0	0	181781	0	10	612	138	480		
11	Penalty Collected (Rs.)		0	0	0	0	557501	0	0	0	0	0		
12	Total Amount Collected (Fee+Addl. Charges +Penalty) (Rs.)		3980	50	1155	5185	1441552	0	310	1522	358	1600		
13	No. CAPIO's Appointed (A)		11	0	0	11	54252	0	0	2	0	0		
14	No. CPIO's Appointed (B)		11	1	1	13	5872	1	3	1	1	104		
15	No. FAA's Appointed (C)		10	1	1	12	1903	1	1	1	1	6		
16	Total (A+B+C)		32	2	2	36	62027	2	4	4	2	110		
17	*	**	Section 8(1)	a	0	0	0	0	79	0	0	0	0	
18				b	0	0	0	0	9	0	0	0	0	0
19				c	0	0	0	0	0	0	0	0	0	0
20				d	0	0	0	0	3129	0	0	0	0	0
21				e	0	0	23	23	2918	0	0	18	0	0
22				f	0	0	0	0	78	0	0	0	0	0
23				g	0	0	0	0	260	0	0	0	0	0
24				h	0	0	0	0	706	0	0	0	0	0
25				i	0	0	0	0	124	0	0	0	0	0
26				j	0	0	23	23	5210	0	0	18	2	0
27				9	0	0	0	0	36	0	0	0	0	0
28				11	0	0	0	0	93	0	0	0	0	0
29				24	0	0	0	0	1015	0	0	0	0	0
30	other	10	0	1	11	5278	0	0	0	0	0			
Total (17 to 30)			10	0	47	57	18935	0	0	36	2	0		

* No. of times various Provisions were invoked while Rejecting Requests

** Relevant Sections of RTI Act 2005

Note :- The above data has been compiled based on the Quarterly reports submitted by Public Authorities on AppComs Software which is completed after the end of the financial year. In case any public authority does not enter the data the same will not be reflected in our Software/Annual Report.

Sr. No	Ministry/Department/Organisation		19.1.6																
			Food Safety and Standard Authority of India	HLL Lifecare Limited	NATIONAL CENTRE FOR DISEASE CONTROL, DELHI	National Institute of Tuberculosis and Respiratory Diseases	Regional Drugs Testing Lab	AIRPORT BORDER QUARANTINE, AMRITSAR	AIRPORT HEALTH ORGANISATION, DELHI	AIRPORT HEALTH ORGANISATION, KOLKATA	AIRPORT HEALTH ORGANISATION, CHENNAI	AIRPORT HEALTH ORGANISATION, TIRUCHIRAPALLI	ALL INDIA INSTITUTE OF HYGIENE AND PUBLIC HE, KOLKATA	All India Institute of Medical Sciences	ALL INDIA INSTITUTE OF PHYSICAL MEDICINE AND REHABILITATION, MUMBAI	All India Institute of Speech and Hearing			
1	Opening Balance Of Requests Received Under RTI (As On 1st April)		46	8	9	0	1	2	0	10	0	6	12	19	5	7			
2	No.Of Requests Received		1440	254	1344	77	7	0	6	2	2	8	135	5741	25	79			
3	Total No.Of Requests (Column 1+2)		1486	262	1353	77	8	2	6	12	2	14	147	5760	30	86			
4	No. Of Cases Transferred To Other PAs U/S 6(3)		184	0	115	0	0	0	0	0	0	0	29	1375	4	4			
5	Total No.Of Appeals Received		133	17	56	23	0	0	0	0	0	0	4	663	0	2			
6	Total No.Of Appeals Disposed		91	17	54	3	0	0	0	0	0	0	4	352	0	2			
7	Decisions Where Applications For Information Rejected		8 (1%)	1 (0%)	14 (1%)	2 (3%)	0	0	0	0	0	0	0	118 (2%)	0	1 (1%)			
8	Number Of Cases Where Disciplinary Action Taken Against Any Officer In Respect Of Administration Of RTI Act		0	0	0	0	0	0	0	0	0	0	0	0	0	0			
9	Fee(Application) Collected (Rs.)		2380	1280	80	570	0	0	20	0	0	0	10	5141	40	550			
10	Addl.Charges Collected (Rs.)		2024	120	0	56	0	0	0	0	0	0	0	2494	0	178			
11	Penalty Collected (Rs.)		0	0	0	0	0	0	0	0	0	0	0	0	0	0			
12	Total Amount Collected (Fee+Addl. Charges +Penalty) (Rs.)		4404	1400	80	626	0	0	20	0	0	0	10	7635	40	728			
13	No. CAPIO's Appointed (A)		27	0	1	0	0	0	1	0	1	1	3	81	1	1			
14	No. CPIO's Appointed (B)		27	1	1	1	1	1	1	0	1	1	1	105	4	1			
15	No. FAA's Appointed (C)		27	1	1	1	1	0	1	0	0	1	1	56	1	1			
16	Total (A+B+C)		81	2	3	2	2	1	3	0	2	3	5	242	6	3			
17	*	**	Section 8(1)	a	0	0	0	0	0	0	0	0	0	0	0	0			
18				b	0	0	0	0	0	0	0	0	0	0	0	0	0	0	
19				c	0	0	0	0	0	0	0	0	0	0	0	0	0	0	
20				d	2	0	0	0	0	0	0	0	0	0	0	44	0	0	
21				e	0	0	0	0	3	0	0	0	0	0	0	107	0	0	
22				f	0	0	0	0	0	0	0	0	0	0	0	75	0	0	
23				g	0	0	0	0	0	0	0	0	0	0	0	5	0	0	
24				h	0	0	0	0	0	0	0	0	0	0	0	0	0	0	
25				i	0	0	0	0	0	0	0	0	0	0	0	4	0	0	
26				j	0	0	0	2	2	0	0	0	0	0	0	52	0	0	
27				Other Sections		9	0	0	0	1	0	0	0	0	0	0	0	0	0
28						11	0	0	0	0	2	0	0	0	0	0	0	0	0
29						24	0	0	0	0	0	0	0	0	0	0	0	0	0
30			other	0	1	7	0	1	0	0	0	0	0	10	0	1			
Total (17 to 30)			2	1	7	2	9	0	0	0	0	0	297	0	1				

* No. of times various Provisions were invoked while Rejecting Requests

** Relevant Sections of RTI Act 2005

Note :- The above data has been compiled based on the Quarterly reports submitted by Public Authorities on AppComs Software which is completed after the end of the financial year. In case any public authority does not enter the data the same will not be reflected in our Software/Annual Report.

Sr. No	Ministry/Department/Organisation																
	19.1.20	19.1.21	19.1.22	19.1.23	19.1.24	19.1.25	19.1.26	19.1.27	19.1.28	19.1.29	19.1.30	19.1.31	19.1.32	19.1.33			
	ASSTT. DRUGS CONTROLLER(),AHMEDABAD	ASSTT. DRUGS CONTROLLER(),CHENNAI	ASSTT. DRUGS CONTROLLER(),KOLKATA	ASSTT. DRUGS CONTROLLER(),MUMBAI	ASSTT. DRUGS CONTROLLER(),NEW DELHI	ASSTT. DRUGS CONTROLLER(),NHAVA, MUMBAI	B. C. G. VACCINE LABORATRY, CHENNAI	CENTRAL DRUG STANDARD CONTROL ORGANISAATION,KOLKATA	CENTRAL DRUGS LABORATORY, KOLKATA	CENTRAL DRUGS STANDARD CONTROL ORGANIS ATION ,CHENNAI	CENTRAL DRUGS STANDARD CONTROL ORGANISATION WEST ZONE MUMBAI	CENTRAL DRUGS STANDARD CONTROL ORGANISATION ,COCHIN.	CENTRAL DRUGS STANDARD CONTROL ORGANIZATION ,GHAZIABAD.	CENTRAL DRUGS TESTING LABORATORY,THANE,MUMBAI			
1	Opening Balance Of Requests Received Under RTI (As On 1st April)	2	0	0	0	0	38	0	0	0	1	43	0	0	4		
2	No.Of Requests Received	32	12	9	7	4	12	5	17	18	14	42	5	19	12		
3	Total No.Of Requests (Column 1+2)	34	12	9	7	4	50	5	17	18	15	85	5	19	16		
4	No. Of Cases Transferred To Other PAs U/S 6(3)	0	3	0	2	0	0	0	0	0	6	21	0	0	2		
5	Total No.Of Appeals Received	0	0	1	0	0	0	0	1	0	1	0	0	0	1		
6	Total No.Of Appeals Disposed	0	0	1	0	0	0	0	1	0	1	0	0	0	1		
7	Decisions Where Applications For Information Rejected	10 (31%)	0	0	0	0	0	0	2 (12%)	7 (39%)	1 (7%)	1 (2%)	0	0	0		
8	Number Of Cases Where Disciplinary Action Taken Against Any Officer In Respect Of Administration Of RTI Act	0	0	0	0	0	0	0	0	0	0	0	0	0	0		
9	Fee(Application) Collected (Rs.)	180	0	0	0	0	0	10	20	0	90	110	0	30	10		
10	Addl.Charges Collected (Rs.)	0	0	0	0	0	0	0	0	0	0	0	0	0	100		
11	Penalty Collected (Rs.)	0	0	0	0	0	0	0	0	0	0	0	0	0	0		
12	Total Amount Collected (Fee+Addl. Charges +Penalty) (Rs.)	180	0	0	0	0	0	10	20	0	90	110	0	30	110		
13	No. CAPIO's Appointed (A)	0	0	0	0	1	0	1	0	0	0	1	0	0	0		
14	No. CPIO's Appointed (B)	1	2	1	0	1	1	1	1	0	1	1	1	1	2		
15	No. FAA's Appointed (C)	0	1	0	1	0	1	1	1	0	1	1	1	0	1		
16	Total (A+B+C)	1	3	1	1	2	2	3	2	0	2	3	2	1	3		
17	*	**	Section 8(1)														
18			a	0	0	0	0	0	0	0	0	0	0	0	0	0	0
19			b	0	0	0	0	0	0	0	0	0	0	1	0	0	0
20			c	0	0	0	0	0	0	0	0	0	0	0	0	0	0
21			d	0	0	0	0	0	0	0	0	0	1	0	0	0	0
22			e	0	0	0	0	0	0	0	0	0	0	0	0	0	0
23			f	0	0	0	0	0	0	0	0	0	0	0	0	0	0
24			g	0	0	0	0	0	0	0	0	0	0	0	0	0	0
25			h	1	0	0	0	0	0	0	2	0	0	0	0	0	0
26			i	0	0	0	0	0	0	0	0	0	0	0	0	0	0
27			j	0	0	0	0	0	0	0	0	6	0	0	0	0	0
28			9	0	0	0	0	0	0	0	0	0	0	0	0	0	0
29			11	0	0	0	0	0	0	0	0	0	0	0	0	0	0
30			24	0	0	0	0	0	0	0	0	0	0	0	0	0	0
	other	0	0	0	0	0	0	0	0	0	0	0	0	0	0		
Total (17 to 30)		1	0	0	0	0	0	0	2	6	1	1	0	0	0		

* No. of times various Provisions were invoked while Rejecting Requests

** Relevant Sections of RTI Act 2005

Note :- The above data has been compiled based on the Quarterly reports submitted by Public Authorities on AppComs Software which is completed after the end of the financial year. In case any public authority does not enter the data the same will not be reflected in our Software/Annual Report.

Sr. No	Ministry/Department/Organisation		19.1.34	19.1.35	19.1.36	19.1.37	19.1.38	19.1.39	19.1.40	19.1.41	19.1.42	19.1.43	19.1.44	19.1.45	19.1.46	19.1.47			
			CENTRAL RESEARCH INSTITUTE,KASAUJI	Chittaranjan National Cancer Institute, Kolkata	Dental Council of India	DR. R. M. L. HOSPITAL,NEW DELHI	GOVERNMENT MEDICAL STORE DEPOT, GUWAHATI	GOVERNMENT MEDICAL STORE DEPOT, HYDERABAD	GOVERNMENT MEDICAL STORE DEPOT, KARNAL	GOVERNMENT MEDICAL STORE DEPOT, MUMBAI	GOVERNMENT MEDICAL STORE DEPOT, NEW DELHI	GOVT. MEDICAL STORE DEPOT, KOLKATA	GOVT. MEDICAL STORE DEPOT, CHENNAI	HSCC, India Ltd.	Indian Nursing Council	International Institute of Population Sciences			
1	Opening Balance Of Requests Received Under RTI (As On 1st April)		112	0	23	411	3	21	0	0	159	0	0	72	0	1			
2	No.Of Requests Received		28	25	335	1164	4	12	14	9	3	15	9	27	520	2			
3	Total No.Of Requests (Column 1+2)		140	25	358	1575	7	33	14	9	162	15	9	99	520	3			
4	No. Of Cases Transferred To Other PAs U/S 6(3)		0	1	32	0	0	0	0	0	0	0	0	0	35	0			
5	Total No.Of Appeals Received		1	0	34	112	0	0	0	0	0	0	0	13	32	0			
6	Total No.Of Appeals Disposed		1	0	31	112	0	0	0	0	0	0	0	0	32	0			
7	Decisions Where Applications For Information Rejected		0	0	0	0	0	0	0	0	0	0	0	2 (7%)	0	0			
8	Number Of Cases Where Disciplinary Action Taken Against Any Officer In Respect Of Administration Of RTI Act		0	0	0	0	0	0	0	0	0	0	0	0	0	0			
9	Fee(Application) Collected (Rs.)		200	100	4142	940	0	40	190	50	10	0	10	200	1070	41			
10	Addl.Charges Collected (Rs.)		368	0	7970	580	0	0	0	116	0	0	0	0	290	0			
11	Penalty Collected (Rs.)		0	0	0	0	0	0	0	0	0	0	0	0	0	0			
12	Total Amount Collected (Fee+Addl. Charges +Penalty) (Rs.)		568	100	12112	1520	0	40	190	166	10	0	10	200	1360	41			
13	No. CAPIO's Appointed (A)		0	0	0	0	0	0	0	0	0	0	0	0	0	0			
14	No. CPIO's Appointed (B)		1	1	1	67	2	2	7	0	0	0	1	1	1	0			
15	No. FAA's Appointed (C)		1	1	1	2	1	1	1	0	0	0	1	1	1	0			
16	Total (A+B+C)		2	2	2	69	3	3	8	0	0	0	2	2	2	0			
17	*	**	Section 8(1)	a	0	0	0	0	0	0	0	0	0	0	0	0			
18				b	0	0	0	0	0	0	0	0	0	0	0	0	0	0	
19				c	0	0	0	0	0	0	0	0	0	0	0	0	0	0	
20				d	0	0	0	0	0	0	0	0	0	0	0	0	0	0	
21				e	0	0	0	0	0	0	0	0	0	0	0	0	0	0	
22				f	0	0	0	0	0	0	0	0	0	0	0	0	0	0	
23				g	0	0	0	0	0	0	0	0	0	0	0	0	0	0	
24				h	0	0	0	0	0	0	0	0	0	0	0	0	0	0	
25				i	0	0	0	0	0	0	0	0	0	0	0	0	0	0	
26				j	0	0	0	24	0	0	0	0	0	0	0	0	0	0	
27				Other Sections		9	0	0	0	0	0	0	0	0	0	0	0	0	0
28						11	0	0	0	0	0	0	0	0	0	0	0	0	0
29						24	0	0	0	0	0	0	0	0	0	0	0	0	0
30			other	0	0	0	0	0	0	0	0	0	0	0	0	0			
Total (17 to 30)			0	0	0	24	0	0	0	0	0	0	0	0	0	0			

* No. of times various Provisions were invoked while Rejecting Requests

** Relevant Sections of RTI Act 2005

Note :- The above data has been compiled based on the Quarterly reports submitted by Public Authorities on AppComs Software which is completed after the end of the financial year. In case any public authority does not enter the data the same will not be reflected in our Software/Annual Report.

Sr. No	Ministry/Department/Organisation													19.1.48	19.1.49	19.1.50	19.1.51	19.1.52	19.1.53	19.1.54	19.1.55	19.1.56	19.1.57	19.1.58	19.1.59	19.1.60	19.1.61
														KALAWATI SARAN CHILDRENS HOSPITAL-NEW DELHI	LHMC AND SMT. S.K. HOSPITAL, NEW DELHI.	Medical Council of India	National Board of Examinations	National Institute of Biological	National Institute of Health & Family Welfare	National Institute of Mental Health & Neuro Sciences (NIMHANS)	NATIONAL T. B. INSTITUTE,BANGLORE	NATIONAL VECTOR BORNE DISEASE CONTROL PROGRAMME, NEW DELHI	North Eastern Indira Gandhi Regional Institute of Health and Medical Sciences.	Pasteur Institute of India	PG Institute of Medical Education & Research, Chandigarh	Pharmacy Council of India	PORT HEALTH ORGANISATION SHEVA NAVI, MUMBAI
1	Opening Balance Of Requests Received Under RTI (As On 1st April)													33	21	470	243	0	70	0	0	260	38	0	87	1079	0
2	No.Of Requests Received													66	1045	2839	1045	44	342	255	12	76	67	4	4113	622	0
3	Total No.Of Requests (Column 1+2)													99	1066	3309	1288	44	412	255	12	336	105	4	4200	1701	0
4	No. Of Cases Transferred To Other PAs U/S 6(3)													0	0	48	3	0	146	0	0	5	0	0	343	121	0
5	Total No.Of Appeals Received													0	35	94	109	8	44	43	0	20	3	1	201	208	0
6	Total No.Of Appeals Disposed													0	35	75	70	8	26	43	0	0	3	1	201	0	0
7	Decisions Where Applications For Information Rejected													0	0	0	5 (0%)	0	56 (16%)	7 (3%)	0	0	0	0	101 (2%)	0	0
8	Number Of Cases Where Disciplinary Action Taken Against Any Officer In Respect Of Administration Of RTI Act													0	0	0	0	0	0	0	0	0	0	0	0	0	0
9	Fee(Application) Collected (Rs.)													270	220	9843	340	110	240	1920	918	50	110	0	4818	4467	0
10	Addl.Charges Collected (Rs.)													80	82	0	0	0	102	0	0	0	0	0	49422	0	0
11	Penalty Collected (Rs.)													0	0	0	0	0	0	0	0	0	0	0	0	0	0
12	Total Amount Collected (Fee+Addl. Charges +Penalty) (Rs.)													350	302	9843	340	110	342	1920	918	50	110	0	54240	4467	0
13	No. CAPIO's Appointed (A)													0	0	0	0	0	0	16	0	1	0	0	106	1	0
14	No. CPIO's Appointed (B)													9	43	2	7	0	1	16	0	1	1	0	107	1	0
15	No. FAA's Appointed (C)													5	32	2	1	0	1	1	0	1	1	0	9	1	0
16	Total (A+B+C)													14	75	4	8	0	2	33	0	3	2	0	222	3	0
17	*	**	Section 8(1)	a	0	0	0	0	0	0	0	0	0	0	0	0	0	0	0	0	0	9	0	0			
18				b	0	0	0	0	0	0	0	0	0	0	0	0	0	0	0	0	0	0	0	27	0	0	
19				c	0	0	0	0	0	0	0	0	0	0	0	0	0	0	0	0	0	0	0	30	0	0	
20				d	0	0	0	0	0	0	0	0	0	1	0	0	0	0	0	0	0	0	0	0	0	0	
21				e	0	0	0	0	0	0	0	0	0	0	0	0	0	0	0	0	0	0	0	20	0	0	
22				f	0	0	0	0	0	0	0	0	0	0	0	0	0	0	0	0	0	0	0	2	0	0	
23				g	0	0	0	0	0	0	0	0	0	0	0	0	0	0	0	0	0	0	0	1	0	0	
24				h	0	0	0	0	0	0	0	0	0	0	0	0	0	0	0	0	0	0	0	1	0	0	
25				i	0	0	0	0	0	0	0	0	0	0	0	0	0	0	0	0	0	0	0	6	0	0	
26				j	0	0	0	0	0	0	0	0	0	0	0	0	0	0	0	0	0	0	0	1	0	0	
27				Other Sections			9	0	0	0	0	0	0	0	0	0	0	0	0	0	0	0	0	0	0	0	0
28							11	0	0	0	0	0	0	0	0	0	0	0	0	0	0	0	0	0	0	0	0
29							24	0	0	0	0	0	0	0	0	0	0	0	0	0	0	0	0	0	0	0	0
30				other	0	0	0	0	0	0	6	0	0	0	0	0	0	0	0	0	20	0	0	0			
Total (17 to 30)					0	0	0	0	0	0	7	0	0	0	0	0	0	0	0	0	117	0	0	0			

* No. of times various Provisions were invoked while Rejecting Requests

** Relevant Sections of RTI Act 2005

Note :- The above data has been compiled based on the Quarterly reports submitted by Public Authorities on AppComs Software which is completed after the end of the financial year. In case any public authority does not enter the data the same will not be reflected in our Software/Annual Report.

Sr. No	Ministry/Department/Organisation		19.1.62																
			PORT HEALTH ORGANISATION, COCHIN	19.1.63	19.1.64	19.1.65	19.1.66	19.1.67	19.1.68	19.1.69	19.1.70	19.1.71	19.1.72	19.1.73	19.1.74	19.1.75	19.1.76	19.1.77	
1	Opening Balance Of Requests Received Under RTI (As On 1st April)		2	22	0	0	13	27	3	3	9	7	5	0	0	0	13		
2	No.Of Requests Received		8	2	0	3	2	3	2	4	5	19	6	7	12	4	12		
3	Total No.Of Requests (Column 1+2)		10	24	0	3	15	30	5	7	14	26	11	7	12	4	25		
4	No. Of Cases Transferred To Other PAs U/S 6(3)		0	0	0	0	0	0	0	0	0	0	0	0	8	0	0		
5	Total No.Of Appeals Received		0	0	0	0	0	0	0	0	0	0	0	0	0	0	0		
6	Total No.Of Appeals Disposed		0	0	0	0	0	0	0	0	0	0	0	0	0	0	0		
7	Decisions Where Applications For Information Rejected		0	0	0	0	0	0	0	0	0	0	0	0	0	0	0		
8	Number Of Cases Where Disciplinary Action Taken Against Any Officer In Respect Of Administration Of RTI Act		0	0	0	0	0	0	0	0	0	0	0	0	0	0	0		
9	Fee(Application) Collected (Rs.)		0	0	0	0	0	0	0	0	80	20	0	20	0	50	0		
10	Addl.Charges Collected (Rs.)		0	0	0	0	0	0	0	0	64	30	0	0	0	0	0		
11	Penalty Collected (Rs.)		0	0	0	0	0	0	0	0	0	0	0	0	0	0	0		
12	Total Amount Collected (Fee+Addl. Charges +Penalty) (Rs.)		0	0	0	0	0	0	0	0	144	50	0	20	0	50	0		
13	No. CAPIO's Appointed (A)		0	0	0	0	0	0	0	0	0	0	0	0	0	0	0		
14	No. CPIO's Appointed (B)		1	0	0	1	1	0	0	0	1	1	1	0	1	1	2		
15	No. FAA's Appointed (C)		1	0	0	0	1	0	0	0	0	2	1	0	1	0	1		
16	Total (A+B+C)		2	0	0	1	2	0	0	0	1	3	2	0	2	1	3		
17	*	**	Section 8(1)	a	0	0	0	0	0	0	0	0	0	0	0	0	0		
18				b	0	0	0	0	0	0	0	0	0	0	0	0	0	0	0
19				c	0	0	0	0	0	0	0	0	0	0	0	0	0	0	0
20				d	0	0	0	0	0	0	0	0	0	0	0	0	0	0	0
21				e	0	0	0	0	0	0	0	0	0	0	0	0	0	0	0
22				f	0	0	0	0	0	0	0	0	0	0	0	0	0	0	0
23				g	0	0	0	0	0	0	0	0	0	0	0	0	0	0	0
24				h	0	0	0	0	0	0	0	0	0	0	0	0	0	0	0
25				i	0	0	0	0	0	0	0	0	0	0	0	0	0	0	0
26				j	0	0	0	0	0	0	0	0	0	0	0	0	0	0	0
27				Other Sections		9	0	0	0	0	0	0	0	0	0	0	0	0	0
28						11	0	0	0	0	0	0	0	0	0	0	0	0	0
29						24	0	0	0	0	0	0	0	0	0	0	0	0	0
30			other	0	0	0	0	0	0	0	0	0	0	0	0	0			
Total (17 to 30)			0	0	0	0	0	0	0	0	0	0	0	0	0	0			

* No. of times various Provisions were invoked while Rejecting Requests

** Relevant Sections of RTI Act 2005

Note :- The above data has been compiled based on the Quarterly reports submitted by Public Authorities on AppComs Software which is completed after the end of the financial year. In case any public authority does not enter the data the same will not be reflected in our Software/Annual Report.

Sr. No	Ministry/Department/Organisation																	
	19.1.78	19.1.79	19.1.80	19.1.81	19.1.82	19.1.83	19.1.84	19.1.85	19.1.86	19.1.87	19.1.88	19.1.89	19.1.90	19.1.91				
	REGIONAL OFFICE OF HEALTH AND FAMILY WELFARE,AHMADABAD	REGIONAL OFFICE OF HEALTH AND FAMILY WELFARE,BHOPAL	REGIONAL OFFICE OF HEALTH AND FAMILY WELFARE,BHUBENESWAR	REGIONAL OFFICE OF HEALTH AND FAMILY WELFARE,CHANDIGARH	REGIONAL OFFICE OF HEALTH AND FAMILY WELFARE,CHENNAI	REGIONAL OFFICE OF HEALTH AND FAMILY WELFARE,HYDERABAD	REGIONAL OFFICE OF HEALTH AND FAMILY WELFARE,JAIPUR	REGIONAL OFFICE OF HEALTH AND FAMILY WELFARE,LUCKNOW	REGIONAL OFFICE OF HEALTH AND FAMILY WELFARE,PUNE	REGIONAL OFFICE OF HEALTH AND FAMILY WELFARE,SHIMLA	REGIONAL OFFICE OF HEALTH AND FAMILY WELFARE,SRINAGAR	SAFDARJUNG HOSPITAL, NEW DELHI	SEROLOGIST AND CHEMICAL EXAMINER, INSTITUTE OF SEROLOGY,KOLKATA	National AIDS control Organisation(NACO)				
1	Opening Balance Of Requests Received Under RTI (As On 1st April)	0	32	0	0	15	7	21	3	14	2	0	0	3	30			
2	No.Of Requests Received	7	10	3	5	6	6	15	0	3	3	3	992	10	281			
3	Total No.Of Requests (Column 1+2)	7	42	3	5	21	13	36	3	17	5	3	992	13	311			
4	No. Of Cases Transferred To Other PAs U/S 6(3)	0	1	0	1	0	0	0	0	0	0	0	13	0	41			
5	Total No.Of Appeals Received	0	0	0	0	0	0	0	0	0	0	0	32	0	37			
6	Total No.Of Appeals Disposed	0	0	0	0	0	0	0	0	0	0	0	32	0	22			
7	Decisions Where Applications For Information Rejected	0	0	0	0	0	0	0	0	0	0	0	0	3 (30%)	0			
8	Number Of Cases Where Disciplinary Action Taken Against Any Officer In Respect Of Administration Of RTI Act	0	0	0	0	0	0	0	0	0	0	0	0	0	0			
9	Fee(Application) Collected (Rs.)	0	0	0	10	0	0	1	0	10	0	0	1840	0	1250			
10	Addl.Charges Collected (Rs.)	0	0	0	50	0	0	0	0	0	0	0	984	0	0			
11	Penalty Collected (Rs.)	0	0	0	0	0	0	0	0	0	0	0	0	0	0			
12	Total Amount Collected (Fee+Addl. Charges +Penalty) (Rs.)	0	0	0	60	0	0	1	0	10	0	0	2824	0	1250			
13	No. CAPIO's Appointed (A)	0	0	0	0	0	0	0	1	0	0	0	2	0	0			
14	No. CPIO's Appointed (B)	1	0	1	1	1	1	1	0	1	0	1	5	1	13			
15	No. FAA's Appointed (C)	1	0	1	0	1	1	1	1	1	0	0	1	1	11			
16	Total (A+B+C)	2	0	2	1	2	2	2	2	2	0	1	8	2	24			
17	*	**	Section 8(1)											Other Sections				
18			a	0	0	0	0	0	0	0	0	0	0		0	0	0	0
19			b	0	0	0	0	0	0	0	0	0	0		0	0	0	0
20			c	0	0	0	0	0	0	0	0	0	0		0	0	0	0
21			d	0	0	0	0	0	0	0	0	0	0		0	0	0	0
22			e	0	0	0	0	0	0	0	0	0	0		0	14	0	0
23			f	0	0	0	0	0	0	0	0	0	0		0	0	0	0
24			g	0	0	0	0	0	0	0	0	0	0		0	0	0	0
25			h	0	0	0	0	0	0	0	0	0	0		0	0	0	0
26			i	0	0	0	0	0	0	0	0	0	0		0	0	0	0
27			j	0	0	0	0	0	0	0	0	0	0		0	0	0	0
28			9	0	0	0	0	0	0	0	0	0	0		0	0	0	0
29			11	0	0	0	0	0	0	0	0	0	0		0	0	0	0
30	24	0	0	0	0	0	0	0	0	0	0	0	0	0	0			
	other	0	0	0	0	0	0	0	0	0	0	0	10	0	0			
Total (17 to 30)		0	0	0	0	0	0	0	0	0	0	0	24	0	0			

* No. of times various Provisions were invoked while Rejecting Requests

** Relevant Sections of RTI Act 2005

Note :- The above data has been compiled based on the Quarterly reports submitted by Public Authorities on AppComs Software which is completed after the end of the financial year. In case any public authority does not enter the data the same will not be reflected in our Software/Annual Report.

Sr. No	Ministry/Department/Organisation	19.1.92	19.1.93	19.1.94	19.1.95	19.1.96	19.1.97	19.1.98	19.1.99	19.1.100	19.1.101	19.1.102	Department Total	19.2			
		Department of Health & Family Welfare	CENTRAL DRUGS TESTING LABORATORY, CHENNAI	National AIDS Research Institute, Pune	Airport Health Organisation, Cochin	Central Drugs Standard Control Organization, HQ, New Delhi	AIIMS, Bhubaneswar	AIIMS, Bhopal	AIIMS, Jodhpur	AIIMS, Patna	AIIMS, Raipur	AIIMS, Fishikesh					
1	Opening Balance Of Requests Received Under RTI (As On 1st April)	450	0	0	0	54	3	0	0	0	0	106	4192				
2	No.Of Requests Received	23400	7	24	4	1114	2119	2172	936	781	858	937	56691				
3	Total No.Of Requests (Column 1+2)	23850	7	24	4	1168	2122	2172	936	781	858	1043	60883				
4	No. Of Cases Transferred To Other PAs U/S 6(3)	6700	0	0	0	137	9	0	4	0	0	0	9451				
5	Total No.Of Appeals Received	1083	0	0	1	146	94	93	117	70	65	133	3833				
6	Total No.Of Appeals Disposed	1083	0	0	1	94	93	88	29	70	63	94	2924				
7	Decisions Where Applications For Information Rejected	0	0	0	0	55 (5%)	16 (1%)	0	1 (0%)	0	0	0	426 (1%)				
8	Number Of Cases Where Disciplinary Action Taken Against Any Officer In Respect Of Administration Of RTI Act	0	0	0	0	0	0	0	0	0	0	0	0				
9	Fee(Application) Collected (Rs.)	38500	0	0	0	6390	580	260	3620	2260	700	1210	100171				
10	Addl.Charges Collected (Rs.)	12800	0	0	0	0	140	186	0	0	318	720	80514				
11	Penalty Collected (Rs.)	0	0	0	0	0	0	0	0	0	0	0	0				
12	Total Amount Collected (Fee+Addl. Charges +Penalty) (Rs.)	51300	0	0	0	6390	720	446	3620	2260	1018	1930	180685				
13	No. CAPIO's Appointed (A)	0	0	1	0	0	1	0	0	1	0	0	252				
14	No. CPIO's Appointed (B)	52	1	1	1	1	1	14	5	1	1	1	659				
15	No. FAA's Appointed (C)	29	1	1	1	1	1	0	5	1	1	1	246				
16	Total (A+B+C)	81	2	3	2	2	3	14	10	3	2	2	1157				
17	*	**	Section 8(1)	a	0	0	0	0	0	0	0	0	0	9			
18				b	0	0	0	0	0	0	0	0	0	0	0	28	
19				c	0	0	0	0	0	0	0	0	0	0	0	30	
20				d	0	0	0	0	27	0	0	0	0	1	0	76	
21				e	0	0	0	0	44	4	0	0	0	1	16	227	
22				f	0	0	0	0	30	0	0	0	0	0	0	107	
23				g	0	0	0	0	0	2	0	0	0	0	0	8	
24				h	0	0	0	0	1	5	0	0	0	0	0	10	
25				i	0	0	0	0	0	0	26	0	0	0	0	36	
26				j	0	0	0	0	2	48	0	8	0	0	16	181	
27				9	0	0	0	0	0	0	0	0	0	0	0	1	
28				11	0	0	0	0	4	0	0	0	0	0	0	6	
29				24	0	0	0	0	0	0	0	0	0	0	0	0	
30	other	0	0	0	0	0	0	0	0	0	0	0	56				
Total (17 to 30)		0	0	0	0	108	59	26	8	0	2	32	775				

Department of Health Research

* No. of times various Provisions were invoked while Rejecting Requests

** Relevant Sections of RTI Act 2005

Note :- The above data has been compiled based on the Quarterly reports submitted by Public Authorities on AppComs Software which is completed after the end of the financial year. In case any public authority does not enter the data the same will not be reflected in our Software/Annual Report.

Sr. No	Ministry/Department/Organisation	19.2			Department Total	Ministry Total	20		21	21.1	
		19.2.1 Department of Health Research	19.2.2 Bhopal Memorial Hospital and Research Centre (BMHRC)	19.2.3 Indian Council of Medical research(ICMR)			Ministry of Panchayati Raj	Ministry Total		Central Manufacturing Technology Institute	Department of Heavy Industries
1	Opening Balance Of Requests Received Under RTI (As On 1st April)	27	36	0	63	4255	7	7	0	31	
2	No.Of Requests Received	772	107	2853	3732	60423	8234	8234	16	685	
3	Total No.Of Requests (Column 1+2)	799	143	2853	3795	64678	8241	8241	16	716	
4	No. Of Cases Transferred To Other PAs U/S 6(3)	351	3	596	950	10401	594	594	10	82	
5	Total No.Of Appeals Received	12	26	24	62	3895	486	486	1	41	
6	Total No.Of Appeals Disposed	11	26	4	41	2965	486	486	1	38	
7	Decisions Where Applications For Information Rejected	0	9 (8%)	3 (0%)	12 (0%)	438 (1%)	103 (1%)	103 (1%)	0	0	
8	Number Of Cases Where Disciplinary Action Taken Against Any Officer In Respect Of Administration Of RTI Act	0	0	0	0	0	0	0	0	0	
9	Fee(Application) Collected (Rs.)	3660	840	6100	10600	110771	18600	18600	0	1960	
10	Addl.Charges Collected (Rs.)	0	1238	0	1238	81752	0	0	0	0	
11	Penalty Collected (Rs.)	0	0	0	0	0	0	0	0	0	
12	Total Amount Collected (Fee+Addl. Charges +Penalty) (Rs.)	3660	2078	6100	11838	192523	18600	18600	0	1960	
13	No. CAPIO's Appointed (A)	0	0	0	0	252	0	0	0	0	
14	No. CPIO's Appointed (B)	3	1	0	4	663	16	16	1	61	
15	No. FAA's Appointed (C)	4	1	0	5	251	8	8	0	13	
16	Total (A+B+C)	7	2	0	9	1166	24	24	1	74	
17	*	**	Section 8(1)			9	0	0	0	0	0
18			a	0	0	0	0	28	0	0	0
19			b	0	0	0	0	30	0	0	0
20			c	0	0	0	0	76	0	0	0
21			d	0	4	0	4	231	0	0	0
22			e	0	0	0	0	107	0	0	0
23			f	0	0	0	0	8	0	0	0
24			g	0	1	0	1	11	0	0	0
25			h	0	0	0	0	36	0	0	0
26			i	0	3	0	3	184	0	0	0
27			j	0	0	0	0	1	0	0	0
28			9	0	0	0	0	6	0	0	0
29			11	0	0	0	0	0	0	0	0
30	24	0	0	0	0	0	0	0	0		
	other	0	1	0	1	57	79	79	0	0	
Total (17 to 30)		0	9	0	9	784	79	79	0	0	

* No. of times various Provisions were invoked while Rejecting Requests

** Relevant Sections of RTI Act 2005

Note :- The above data has been compiled based on the Quarterly reports submitted by Public Authorities on AppComs Software which is completed after the end of the financial year. In case any public authority does not enter the data the same will not be reflected in our Software/Annual Report.

Sr. No	Ministry/Department/Organisation	21.1.3	21.1.4	21.1.5	21.1.6	21.1.7	21.1.8	21.1.9	21.1.10	21.1.11	21.1.12	21.1.13	21.1.14	21.1.15	21.1.16	21.1.17		
		Bharat Heavy Electricals Limited (BHEL)	Andrew Yule and Co. Ltd.	Automotive Research Association of India (ARAI)	BBJ Construction Co. Ltd.	Bridge and Roof Co India Ltd	Cement Corporation of India Ltd.	Engineering Projects (India) Ltd.	Fluid Control Research Institute	Heavy Engineering Corporation Ltd., Ranchi	Hindustan Salts Ltd.	HMT (International) Ltd.	HMT Ltd.	HMT Machine Tools Ltd.	Hooghly Printing Co. Ltd.	National Automotive Training and R &D Infrastructure Project		
1	Opening Balance Of Requests Received Under RTI (As On 1st April)	2	0	2	3	97	0	0	0	0	8	0	0	47	0	0		
2	No.Of Requests Received	801	27	67	16	36	88	76	24	80	19	8	105	66	0	2		
3	Total No.Of Requests (Column 1+2)	803	27	69	19	133	88	76	24	80	27	8	105	113	0	2		
4	No. Of Cases Transferred To Other PAs U/S 6(3)	46	0	0	0	0	14	0	0	0	0	0	5	5	0	0		
5	Total No.Of Appeals Received	153	0	10	0	5	8	13	0	14	12	7	8	37	0	0		
6	Total No.Of Appeals Disposed	93	0	5	0	5	0	13	0	14	11	7	8	17	0	0		
7	Decisions Where Applications For Information Rejected	98 (12%)	0	0	0	0	0	0	4 (17%)	0	0	0	0	30 (45%)	0	0		
8	Number Of Cases Where Disciplinary Action Taken Against Any Officer In Respect Of Administration Of RTI Act	0	0	0	0	0	0	0	0	0	0	0	0	0	0	0		
9	Fee(Application) Collected (Rs.)	6190	270	110	10	0	40	160	0	670	180	0	260	540	0	0		
10	Addl.Charges Collected (Rs.)	1516	0	0	0	0	0	10	0	0	0	0	0	0	0	0		
11	Penalty Collected (Rs.)	0	0	0	0	0	0	0	0	0	0	0	0	0	0	0		
12	Total Amount Collected (Fee+Addl. Charges +Penalty) (Rs.)	7706	270	110	10	0	40	170	0	670	180	0	260	540	0	0		
13	No. CAPIO's Appointed (A)	0	1	1	1	1	5	5	0	1	3	0	1	7	1	0		
14	No. CPIO's Appointed (B)	25	8	2	1	1	0	1	0	1	1	0	1	1	2	0		
15	No. FAA's Appointed (C)	25	1	1	1	1	2	1	0	1	1	0	1	1	1	0		
16	Total (A+B+C)	50	10	4	3	3	7	7	0	3	5	0	3	9	4	0		
17	*	**	Section 8(1)	a	4	0	0	0	0	0	0	0	0	0	0	0		
18				b	0	0	0	0	0	0	0	0	0	0	0	0	0	0
19				c	0	0	0	0	0	0	0	0	0	0	0	0	0	0
20				d	25	0	0	0	0	0	0	0	0	0	0	0	8	0
21				e	8	0	0	0	0	0	0	0	0	0	0	0	0	0
22				f	1	0	0	0	0	0	0	0	0	0	0	0	0	0
23				g	7	0	0	0	0	0	0	0	0	0	0	0	0	0
24				h	2	0	0	0	0	0	0	0	0	0	0	0	2	0
25				i	0	0	0	0	0	0	0	0	0	0	0	0	2	0
26				j	36	0	0	0	0	0	0	4	0	0	0	0	2	0
27				9	4	0	0	0	0	0	0	0	0	0	0	0	0	0
28				11	2	0	0	0	0	0	0	0	0	0	0	0	0	0
29				24	1	0	0	0	0	0	0	0	0	0	0	0	0	0
30	other	38	0	0	0	0	0	0	0	0	0	0	0	5	0			
Total (17 to 30)		128	0	0	0	0	0	0	4	0	0	0	0	19	0	0		

* No. of times various Provisions were invoked while Rejecting Requests

** Relevant Sections of RTI Act 2005

Note :- The above data has been compiled based on the Quarterly reports submitted by Public Authorities on AppComs Software which is completed after the end of the financial year. In case any public authority does not enter the data the same will not be reflected in our Software/Annual Report.

Sr. No	Ministry/Department/Organisation	21.1.18	21.1.19	21.1.20	21.1.21	21.1.22	Department Total	21.2	21.2.1	Department Total	Ministry Total	22	22.1	22.1.1	
		NEPA Ltd.	Rajasthan Electronics & Instruments Ltd.	Richardson Cruddas Ltd.	Sambhar Salts Ltd	Instrumentation Ltd.		Department of Public Enterprises	Department of Public Enterprises			Department of Home Affairs	Office of the Custodian of Enemy Property for India		
1	Opening Balance Of Requests Received Under RTI (As On 1st April)	26	0	62	1	1	280	4114	4114	4394				3	
2	No.Of Requests Received	57	52	23	6	8	2262	1574	1574	3836				74	
3	Total No.Of Requests (Column 1+2)	83	52	85	7	9	2542	5688	5688	8230				77	
4	No. Of Cases Transferred To Other PAs U/S 6(3)	0	0	0	0	0	162	208	208	370				11	
5	Total No.Of Appeals Received	3	9	2	5	0	328	249	249	577				22	
6	Total No.Of Appeals Disposed	3	9	0	5	0	229	0	0	229				21	
7	Decisions Where Applications For Information Rejected	0	7 (13%)	0	0	1 (13%)	140 (6%)	0	0	140 (4%)				0	
8	Number Of Cases Where Disciplinary Action Taken Against Any Officer In Respect Of Administration Of RTI Act	0	0	0	0	0	0	0	0	0				0	
9	Fee(Application) Collected (Rs.)	340	140	0	110	20	11000	8190	8190	19190				670	
10	Addl.Charges Collected (Rs.)	600	0	0	0	0	2126	0	0	2126				0	
11	Penalty Collected (Rs.)	0	0	0	0	0	0	0	0	0				0	
12	Total Amount Collected (Fee+Addl. Charges +Penalty) (Rs.)	940	140	0	110	20	13126	8190	8190	21316				670	
13	No. CAPIO's Appointed (A)	0	1	1	3	1	33	0	0	33				1	
14	No. CPIO's Appointed (B)	1	1	1	1	1	111	0	0	111				1	
15	No. FAA's Appointed (C)	0	1	1	1	1	54	0	0	54				1	
16	Total (A+B+C)	1	3	3	5	3	198	0	0	198				3	
17	*	**	Section 8(1)	a	0	0	0	0	0	4	0	0	4	0	
18				b	0	0	0	0	0	0	0	0	0	0	0
19				c	0	0	0	0	0	0	0	0	0	0	0
20				d	0	5	0	0	0	38	0	0	38	0	0
21				e	0	0	0	0	0	8	0	0	8	0	0
22				f	0	0	0	0	0	1	0	0	1	0	0
23				g	0	0	0	0	0	7	0	0	7	0	0
24				h	0	0	0	0	0	4	0	0	4	0	0
25				i	0	0	0	0	0	2	0	0	2	0	0
26				j	0	0	0	0	0	42	0	0	42	0	0
27				9	0	0	0	0	0	4	0	0	4	0	0
28				11	0	0	0	0	0	2	0	0	2	0	0
29				24	0	0	0	0	0	1	0	0	1	0	0
30	other	0	2	0	0	0	45	0	0	45	0	0			
Total (17 to 30)		0	7	0	0	0	158	0	0	158				0	

* No. of times various Provisions were invoked while Rejecting Requests

** Relevant Sections of RTI Act 2005

Note :- The above data has been compiled based on the Quarterly reports submitted by Public Authorities on AppComs Software which is completed after the end of the financial year. In case any public authority does not enter the data the same will not be reflected in our Software/Annual Report.

Sr. No	Ministry/Department/Organisation	22.1.2	22.1.3	22.1.4	22.1.5	22.1.6	22.1.7	22.1.8	22.1.9	22.1.10	22.1.11	22.1.12		
		Department of Home	Intelligence Bureau	Bureau of Police Research & Development	Delhi Police	Directorate of Coordination(Police Wireless)	Directorate of Forensic Science	Inter State Council	LNJP National Institute of Criminology & Forensic Science	Narcotics Control Bureau R K Puram	National Crime Record Bureau	National Human Rights Commission		
1	Opening Balance Of Requests Received Under RTI (As On 1st April)	1	32	1	869	3	6	0	79	0	31	19		
2	No.Of Requests Received	18064	1315	47	19990	94	381	51	59	231	1233	2892		
3	Total No.Of Requests (Column 1+2)	18065	1347	48	20859	97	387	51	138	231	1264	2911		
4	No. Of Cases Transferred To Other PAs U/S 6(3)	2835	186	0	463	3	49	18	8	90	14	96		
5	Total No.Of Appeals Received	1228	108	2	5340	11	18	3	10	21	67	286		
6	Total No.Of Appeals Disposed	954	0	1	3975	11	18	0	9	6	64	276		
7	Decisions Where Applications For Information Rejected	31 (0%)	1146 (87%)	0	1854 (9%)	35 (37%)	0	0	0	135 (58%)	0	0		
8	Number Of Cases Where Disciplinary Action Taken Against Any Officer In Respect Of Administration Of RTI Act	0	0	0	0	0	0	0	0	0	0	0		
9	Fee(Application) Collected (Rs.)	12570	1270	0	157054	30	1070	480	100	1490	2190	13653		
10	Addl.Charges Collected (Rs.)	3720	0	0	90017	0	276	0	0	0	0	7652		
11	Penalty Collected (Rs.)	0	0	0	0	0	0	0	0	0	0	0		
12	Total Amount Collected (Fee+Addl. Charges +Penalty) (Rs.)	16290	1270	0	247071	30	1346	480	100	1490	2190	21305		
13	No. CAPIO's Appointed (A)	0	0	1	62	1	0	5	0	1	0	0		
14	No. CPIO's Appointed (B)	79	2	7	57	1	0	5	2	14	3	0		
15	No. FAA's Appointed (C)	22	2	1	57	1	0	3	1	4	1	0		
16	Total (A+B+C)	101	4	9	176	3	0	13	3	19	4	0		
17	*	**	Section 8(1)	a	0	0	0	11	1	0	0	0	0	
18				b	0	0	0	0	0	0	0	0	0	0
19				c	0	0	0	0	0	0	0	0	0	0
20				d	0	0	0	7	0	0	0	0	0	0
21				e	0	0	0	35	0	0	0	0	0	0
22				f	0	0	0	20	0	0	0	0	0	0
23				g	0	0	0	61	1	0	0	0	0	0
24				h	0	0	0	608	0	0	0	0	0	0
25				i	0	0	0	21	0	0	0	0	0	0
26				j	0	0	0	470	3	0	0	0	0	0
27				9	0	0	0	70	0	0	0	0	0	0
28				11	0	0	0	95	0	0	0	0	0	0
29				24	0	1250	0	91	0	0	0	0	149	0
30	other	0	0	0	364	0	0	0	0	0	0	0		
Total (17 to 30)		0	1250	0	1853	5	0	0	0	149	0	0		

* No. of times various Provisions were invoked while Rejecting Requests

** Relevant Sections of RTI Act 2005

Note :- The above data has been compiled based on the Quarterly reports submitted by Public Authorities on AppComs Software which is completed after the end of the financial year. In case any public authority does not enter the data the same will not be reflected in our Software/Annual Report.

Sr. No	Ministry/Department/Organisation	22.1.13	22.1.14	22.1.15	22.1.16	22.1.17	22.1.18	22.1.19	22.1.20	22.1.21	22.1.22	22.1.23		
		Office of the Registrar General of India	Repatriates Cooperative Finance and Development Bank Limited	Sashastra Seema Bal,	Central Forensic Science Laboratory(CBI)	Central Industrial Security Force	Assam Rifles	Border Security Force	Central Reserve Police Force	Indo-Tibetan Border Police	SVP/National Police Academy, Hyderabad	National Disaster Management Authority		
1	Opening Balance Of Requests Received Under RTI (As On 1st April)	52	6	8	2	34	0	12	29	9	80	0		
2	No.Of Requests Received	2157	59	893	91	939	568	4107	2853	2577	37	238		
3	Total No.Of Requests (Column 1+2)	2209	65	901	93	973	568	4119	2882	2586	117	238		
4	No. Of Cases Transferred To Other PAs U/S 6(3)	210	0	16	4	38	30	3123	310	1	0	69		
5	Total No.Of Appeals Received	100	12	85	8	104	6	228	390	274	3	10		
6	Total No.Of Appeals Disposed	87	12	12	2	24	6	38	72	52	3	4		
7	Decisions Where Applications For Information Rejected	59 (3%)	6 (10%)	838 (94%)	6 (7%)	649 (69%)	0	599 (15%)	1299 (46%)	2011 (78%)	0	1 (0%)		
8	Number Of Cases Where Disciplinary Action Taken Against Any Officer In Respect Of Administration Of RTI Act	0	0	0	0	0	0	0	0	0	0	0		
9	Fee(Application) Collected (Rs.)	4030	460	5760	330	5645	360	2540	9720	2098	170	970		
10	Addl.Charges Collected (Rs.)	2080	0	10	2210	0	0	0	3128	0	0	0		
11	Penalty Collected (Rs.)	0	0	0	0	0	0	0	0	0	0	0		
12	Total Amount Collected (Fee+Addl. Charges +Penalty) (Rs.)	6110	460	5770	2540	5645	360	2540	12848	2098	170	970		
13	No. CAPIO's Appointed (A)	0	0	138	0	30	2	104	242	1	0	0		
14	No. CPIO's Appointed (B)	55	1	38	1	41	1	104	100	56	0	13		
15	No. FAA's Appointed (C)	44	1	13	1	14	1	46	40	15	0	11		
16	Total (A+B+C)	99	2	189	2	85	4	254	382	72	0	24		
17	*	**	Section 8(1)	a	0	0	0	0	0	0	0	0		
18				b	0	0	0	0	0	0	0	0	0	0
19				c	0	0	0	0	0	0	0	0	0	0
20				d	0	8	0	0	0	0	0	0	0	0
21				e	0	5	0	0	0	0	0	0	0	0
22				f	0	0	0	0	0	0	0	0	0	0
23				g	8	0	0	0	0	0	0	0	0	0
24				h	0	0	0	1	0	0	0	0	0	0
25				i	0	0	0	0	0	0	0	0	0	0
26				j	23	5	0	7	0	0	0	0	0	0
27				Other Sections	9	0	0	0	0	0	0	0	0	0
28				11	0	0	0	3	0	0	0	0	0	0
29				24	0	0	888	0	932	383	580	1120	2233	0
30	other	27	3	9	0	0	0	38	0	0	0			
Total (17 to 30)		59	21	897	11	932	383	618	1120	2233	0	0		

* No. of times various Provisions were invoked while Rejecting Requests

** Relevant Sections of RTI Act 2005

Note :- The above data has been compiled based on the Quarterly reports submitted by Public Authorities on AppComs Software which is completed after the end of the financial year. In case any public authority does not enter the data the same will not be reflected in our Software/Annual Report.

Sr. No	Ministry/Department/Organisation	22.1.24	22.1.25	22.1.26	22.1.27	22.1.28	22.1.29	22.1.30	22.1.31	Department Total	Ministry Total	23	23.1	23.1.1			
		National Fire Service College, Nagpur	National Foundation for Communal Harmony	National Security Guard	North Eastern Police Academy	Central Translation Bureau Department of Official Language, MHA	Directorate General Civil Defence	National Intelligence Grid	National Investigation Agency								
1	Opening Balance Of Requests Received Under RTI (As On 1st April)	0	9	2	0	2	0	0	0	1289	1289			31688			
2	No. Of Requests Received	21	4	41	5	68	93	0	104	59286	59286			6695			
3	Total No. Of Requests (Column 1+2)	21	13	43	5	70	93	0	104	60575	60575			38383			
4	No. Of Cases Transferred To Other PAs U/S 6(3)	0	1	0	1	1	54	0	0	7631	7631			265			
5	Total No. Of Appeals Received	0	2	8	0	11	4	0	10	8371	8371			4666			
6	Total No. Of Appeals Disposed	0	0	0	0	11	4	0	10	5672	5672			901			
7	Decisions Where Applications For Information Rejected	0	0	39 (95%)	0	3 (4%)	0	0	0	8711 (15%)	8711 (15%)			39 (1%)			
8	Number Of Cases Where Disciplinary Action Taken Against Any Officer In Respect Of Administration Of RTI Act	0	0	0	0	0	0	0	0	0	0			0			
9	Fee (Application) Collected (Rs.)	180	0	0	0	90	620	0	380	223930	223930			39210			
10	Addl. Charges Collected (Rs.)	0	0	0	0	168	0	0	0	109261	109261			39970			
11	Penalty Collected (Rs.)	0	0	0	0	0	0	0	0	0	0			0			
12	Total Amount Collected (Fee+Addl. Charges +Penalty) (Rs.)	180	0	0	0	258	620	0	380	333191	333191			79180			
13	No. CAPIO's Appointed (A)	0	1	0	0	0	0	0	0	589	589			27			
14	No. CPIO's Appointed (B)	0	1	1	1	1	0	0	1	586	586			27			
15	No. FAA's Appointed (C)	0	0	1	1	0	0	0	1	282	282			25			
16	Total (A+B+C)	0	2	2	2	1	0	0	2	1457	1457			79			
17	*	**	Section 8(1)	a	0	0	0	0	0	0	0	0	0	0	0		
18				b	0	0	0	0	0	0	0	0	0	0	0	0	0
19				c	0	0	0	0	0	0	0	0	0	0	0	0	0
20				d	0	0	0	0	0	0	0	0	15	15			0
21				e	0	0	0	0	0	0	0	0	40	40			4
22				f	0	0	0	0	0	0	0	0	20	20			15
23				g	0	0	0	0	0	0	0	0	70	70			1
24				h	0	0	0	0	0	0	0	0	609	609			0
25				i	0	0	0	0	0	0	0	0	21	21			0
26				j	0	0	0	0	0	0	0	0	508	508			2
27				9	0	0	0	0	0	0	0	0	71	71			0
28				11	0	0	0	0	0	0	0	0	98	98			0
29				24	0	0	47	0	0	0	0	0	7673	7673			0
30	other	0	0	0	0	0	0	0	0	441	441			17			
Total (17 to 30)		0	0	47	0	0	0	0	0	9578	9578			39			

* No. of times various Provisions were invoked while Rejecting Requests

** Relevant Sections of RTI Act 2005

Note :- The above data has been compiled based on the Quarterly reports submitted by Public Authorities on AppComs Software which is completed after the end of the financial year. In case any public authority does not enter the data the same will not be reflected in our Software/Annual Report.

Sr. No	Ministry/Department/Organisation											23.2			
												23.2.1	23.2.2		
	23.1.2	23.1.3	23.1.4	23.1.5	23.1.6	23.1.7	23.1.8	23.1.9	23.1.10	Department Total		Central Institute of Technology, Kokrajhar	Board of Apprenticeship Training (BOAT) (NR) Kanpur		
1	Opening Balance Of Requests Received Under RTI (As On 1st April)	0	279	724	1	4439	62	758	0	3	37954	2	0		
2	No.Of Requests Received	65	2540	5740	26	176	805	720	4805	72	21644	8	77		
3	Total No.Of Requests (Column 1+2)	65	2819	6464	27	4615	867	1478	4805	75	59598	10	77		
4	No. Of Cases Transferred To Other PAs U/S 6(3)	47	3	27	0	3	39	34	1133	0	1551	0	0		
5	Total No.Of Appeals Received	1	509	891	1	660	117	113	261	8	7227	2	0		
6	Total No.Of Appeals Disposed	1	459	822	1	0	105	113	255	8	2665	2	0		
7	Decisions Where Applications For Information Rejected	6 (9%)	52 (2%)	11 (0%)	0	0	8 (1%)	0	155 (3%)	0	271 (1%)	0	0		
8	Number Of Cases Where Disciplinary Action Taken Against Any Officer In Respect Of Administration Of RTI Act	0	0	0	0	0	0	0	0	0	0	0	0		
9	Fee(Application) Collected (Rs.)	0	2290	47267	106	0	1100	5140	1810	460	97383	0	160		
10	Addl.Charges Collected (Rs.)	0	2640	6418	0	0	788	0	130	50	49996	0	0		
11	Penalty Collected (Rs.)	0	0	0	0	0	0	0	0	0	0	0	0		
12	Total Amount Collected (Fee+Addl. Charges +Penalty) (Rs.)	0	4930	53685	106	0	1888	5140	1940	510	147379	0	160		
13	No. CAPIO's Appointed (A)	0	26	0	1	0	0	12	28	6	100	1	0		
14	No. CPIO's Appointed (B)	0	26	56	1	33	50	1	22	1	217	1	0		
15	No. FAA's Appointed (C)	0	16	38	1	8	8	0	16	1	113	1	0		
16	Total (A+B+C)	0	68	94	3	41	58	13	66	8	430	3	0		
17	*	**	Section 8(1)	a	0	0	0	0	0	0	0	0	0		
18				b	0	0	0	0	0	0	0	0	0	0	0
19				c	0	0	0	0	0	0	0	0	0	0	0
20				d	0	0	0	0	0	0	0	0	0	0	0
21				e	0	0	0	0	0	0	0	0	0	4	0
22				f	0	0	0	0	0	0	0	0	0	15	0
23				g	0	0	0	0	0	0	0	0	0	1	0
24				h	0	0	0	0	0	0	0	0	0	0	0
25				i	0	0	0	0	0	0	0	0	0	0	0
26				j	0	0	4	0	0	3	0	0	0	9	0
27				Other Sections	9	0	0	0	0	0	0	0	0	0	0
28				11	0	0	0	0	0	0	0	0	0	0	0
29				24	0	0	0	0	0	0	0	0	0	0	0
30	other	0	0	7	0	0	0	0	0	0	24	0	0		
Total (17 to 30)		0	0	11	0	0	3	0	0	0	53	0	0		

* No. of times various Provisions were invoked while Rejecting Requests

** Relevant Sections of RTI Act 2005

Note :- The above data has been compiled based on the Quarterly reports submitted by Public Authorities on AppComs Software which is completed after the end of the financial year. In case any public authority does not enter the data the same will not be reflected in our Software/Annual Report.

Sr. No	Ministry/Department/Organisation		23.2.3	23.2.4	23.2.5	23.2.6	23.2.7	23.2.8	23.2.9	23.2.10	23.2.11	23.2.12	23.2.13	23.2.14	23.2.15	23.2.16	23.2.17			
			Board of Apprenticeship Training (WFR) Mumbai	National Institute of Technical Teachers' Training and Research, Chennai	Central Hindi Directorate	Board of Apprenticeship Training, Chennai	CENTRAL INSTITUTE OF CLASSICAL TAMIL (CICT)	Central Institute of Indian Languages (CILL)	Central University of Bihar	Central University of Gujarat	CENTRAL UNIVERSITY OF HARYANA	Central University of Himachal Pradesh	Central University of Jharkhand	CENTRAL UNIVERSITY OF KARNATAKA	Central University of Kashmir	Central University of Kerala	Central University of Orissa			
1	Opening Balance Of Requests Received Under RTI (As On 1st April)		0	2	4	3	9	156	0	68	33	14	135	43	6	3	110			
2	No.Of Requests Received		6	7	111	50	92	85	93	72	209	89	147	152	48	23	52			
3	Total No.Of Requests (Column 1+2)		6	9	115	53	101	241	93	140	242	103	282	195	54	26	162			
4	No. Of Cases Transferred To Other PAs U/S 6(3)		0	1	6	0	0	5	0	1	5	0	8	0	3	0	0			
5	Total No.Of Appeals Received		1	0	13	2	0	0	16	4	29	21	27	0	10	0	0			
6	Total No.Of Appeals Disposed		1	0	12	2	0	0	16	4	27	20	0	0	9	0	0			
7	Decisions Where Applications For Information Rejected		0	0	0	0	0	0	0	0	0	1 (1%)	11 (7%)	0	0	2 (9%)	0			
8	Number Of Cases Where Disciplinary Action Taken Against Any Officer In Respect Of Administration Of RTI Act		0	0	0	0	0	0	0	0	0	0	0	0	0	0	0			
9	Fee(Application) Collected (Rs.)		50	50	300	330	0	130	160	110	2340	580	0	1660	130	210	100			
10	Addl.Charges Collected (Rs.)		0	0	0	0	0	0	0	40	72	390	0	0	294	395	0			
11	Penalty Collected (Rs.)		0	0	0	0	0	1	0	0	0	0	0	0	0	0	0			
12	Total Amount Collected (Fee+Addl. Charges +Penalty) (Rs.)		50	50	300	330	0	131	160	150	2412	970	0	1660	424	605	100			
13	No. CAPIO's Appointed (A)		1	0	0	0	0	0	0	0	0	0	0	1	0	1	0			
14	No. CPIO's Appointed (B)		1	1	1	1	0	1	1	1	1	1	0	1	1	1	1			
15	No. FAA's Appointed (C)		1	0	0	1	0	1	1	4	1	1	0	1	1	12	1			
16	Total (A+B+C)		3	1	0	2	0	2	2	5	2	2	0	3	2	14	2			
17	*	**	Section 8(1)	a	0	0	0	0	0	0	0	0	0	0	0	0	0			
18				b	0	0	0	0	0	0	0	0	0	0	0	0	0	0	0	
19				c	0	0	0	0	0	0	0	0	0	0	0	0	0	0	0	
20				d	0	0	0	0	0	0	0	0	0	0	0	0	0	0	0	
21				e	0	0	0	0	0	0	0	0	0	0	0	0	0	0	0	
22				f	0	0	0	0	0	0	0	0	0	0	0	0	0	0	0	
23				g	0	0	0	0	0	0	0	0	0	0	0	0	0	0	0	
24				h	0	0	0	0	0	0	0	0	0	0	0	0	0	0	0	
25				i	0	0	0	0	0	0	0	0	0	0	0	0	0	0	0	
26				j	0	0	0	0	0	0	0	0	0	0	0	0	0	0	0	
27				Other Sections		9	0	0	0	0	0	0	0	0	0	0	0	0	0	0
28						11	0	0	0	0	0	0	0	0	0	0	0	0	0	0
29						24	0	0	0	0	0	0	0	0	0	0	0	0	0	0
30			other	0	0	0	0	0	0	0	0	1	0	0	0	0	0			
Total (17 to 30)			0	0	0	0	0	0	0	0	0	1	0	0	0	0	0			

* No. of times various Provisions were invoked while Rejecting Requests

** Relevant Sections of RTI Act 2005

Note :- The above data has been compiled based on the Quarterly reports submitted by Public Authorities on AppComs Software which is completed after the end of the financial year. In case any public authority does not enter the data the same will not be reflected in our Software/Annual Report.

Sr. No	Ministry/Department/Organisation	23.2.18	23.2.19	23.2.20	23.2.21	23.2.22	23.2.23	23.2.24	23.2.25	23.2.26	23.2.27	23.2.28	23.2.29	23.2.30		
		Central University of Punjab	Central University of Rajasthan	Central University of Tamil Nadu	Council of Architecture	Department of Higher Education	Dr. Harsingh Gaur Vishwa Vidyalaya	EdCIL (India) Limited	Ghani Khan Choudhury Institute of Engineering and Technology (GKCIET) Meida West Bengal	Guru Ghasidas Vishwavidyalaya, Bilaspur	Hemwati Nandan Bahuguna Garhwal University	I I M Kashipur	I I M Raipur	I I M Ranchi		
1	Opening Balance Of Requests Received Under RTI (As On 1st April)	6	0	10	18	1215	260	1	0	0	0	11	2	266		
2	No.Of Requests Received	73	285	103	97	12570	599	76	13	106	696	144	134	212		
3	Total No.Of Requests (Column 1+2)	79	285	113	115	13785	859	77	13	106	696	155	136	478		
4	No. Of Cases Transferred To Other PAs U/S 6(3)	0	3	0	3	5802	6	0	0	0	0	0	0	0		
5	Total No.Of Appeals Received	18	25	8	2	1450	94	19	1	39	89	7	5	18		
6	Total No.Of Appeals Disposed	17	25	8	2	514	78	19	1	39	67	7	5	14		
7	Decisions Where Applications For Information Rejected	0	0	0	0	90 (1%)	0	0	0	0	0	0	0	0		
8	Number Of Cases Where Disciplinary Action Taken Against Any Officer In Respect Of Administration Of RTI Act	0	0	0	0	0	0	0	0	0	0	0	0	0		
9	Fee(Application) Collected (Rs.)	0	2650	970	370	48870	5650	140	0	920	6020	80	40	1520		
10	Addl.Charges Collected (Rs.)	0	300	0	900	6682	12381	0	0	280	11849	570	72	112		
11	Penalty Collected (Rs.)	0	0	0	0	0	5000	0	0	0	0	0	0	0		
12	Total Amount Collected (Fee+Addl. Charges +Penalty) (Rs.)	0	2950	970	1270	55552	23031	140	0	1200	17869	650	112	1632		
13	No. CAPIO's Appointed (A)	1	0	0	1	0	0	3	0	0	50	0	0	0		
14	No. CPIO's Appointed (B)	1	1	1	1	43	1	1	1	1	54	1	1	1		
15	No. FAA's Appointed (C)	0	1	1	1	31	0	1	1	55	1	8	1	1		
16	Total (A+B+C)	2	2	2	3	74	1	5	2	56	105	9	2	2		
17	*	**	Section 8(1)	a	0	0	0	0	0	0	0	0	0	0		
18				b	0	0	0	0	0	0	0	0	0	0	0	
19				c	0	0	0	0	0	0	0	0	0	0	0	
20				d	0	0	0	0	0	0	0	0	0	0	0	
21				e	0	0	0	3	0	0	0	0	0	0	7	0
22				f	0	0	0	0	0	0	0	0	0	0	0	0
23				g	0	0	0	0	0	0	0	0	0	0	0	0
24				h	0	0	0	0	0	1	0	0	0	0	0	0
25				i	0	0	0	0	0	0	0	0	0	0	0	0
26				j	0	0	0	3	0	1	0	0	0	0	0	0
27				Other Sections	9	0	0	0	0	0	0	0	0	0	0	0
28				11	0	0	0	0	0	6	0	0	0	0	0	0
29				24	0	0	0	0	0	0	0	0	0	0	0	0
30	other	0	0	0	0	90	0	0	0	0	0	0	0			
Total (17 to 30)		0	0	0	6	90	8	0	0	0	0	0	7	0		

* No. of times various Provisions were invoked while Rejecting Requests

** Relevant Sections of RTI Act 2005

Note :- The above data has been compiled based on the Quarterly reports submitted by Public Authorities on AppComs Software which is completed after the end of the financial year. In case any public authority does not enter the data the same will not be reflected in our Software/Annual Report.

Sr. No	Ministry/Department/Organisation																
	23.2.31	23.2.32	23.2.33	23.2.34	23.2.35	23.2.36	23.2.37	23.2.38	23.2.39	23.2.40	23.2.41	23.2.42	23.2.43	23.2.44			
	I I M Rohtak	I I M Tiruchirappalli	I I M Udaipur	IIT Hyderabad	IIT, Ropar	Indian Council of Historical Research (ICHR)	Indian Council of Philosophical Research (ICPPR)	Indian Institute of Advanced Studies (IIAS)	Indian Institute of Information Technology Design and Manufacturing Kancheepuram	Indian Institute of Science Education and Research (IISER) Bhopal	Indian Institute of Science Education And Research (IISER) Mohali	Indian Institute of Science Education and Research Thiruvananthapuram	Indian Institute of Technology (BHU), Varanasi	Indian Institute of Technology (IIT), Bhubaneswar			
1	Opening Balance Of Requests Received Under RTI (As On 1st April)	1	2	0	47	4	16	0	88	17	68	2	1	61	7		
2	No.Of Requests Received	190	162	153	295	101	59	2	24	27	26	72	89	181	83		
3	Total No.Of Requests (Column 1+2)	191	164	153	342	105	75	2	112	44	94	74	90	242	90		
4	No. Of Cases Transferred To Other PAs U/S 6(3)	1	0	0	0	0	0	0	0	0	0	0	0	10	0		
5	Total No.Of Appeals Received	19	5	10	46	12	6	0	1	7	1	6	8	45	12		
6	Total No.Of Appeals Disposed	19	5	10	39	12	6	0	0	7	1	6	6	35	12		
7	Decisions Where Applications For Information Rejected	0	0	0	1 (0%)	0	0	0	0	0	0	0	1 (1%)	1 (1%)	1 (1%)		
8	Number Of Cases Where Disciplinary Action Taken Against Any Officer In Respect Of Administration Of RTI Act	0	0	0	0	0	0	0	0	0	0	0	0	0	0		
9	Fee(Application) Collected (Rs.)	1170	0	0	2690	90	320	0	70	10	20	0	315	1240	70		
10	Addl.Charges Collected (Rs.)	0	0	0	0	618	0	0	0	2	0	0	44	42	0		
11	Penalty Collected (Rs.)	0	0	0	0	0	0	0	0	0	0	0	0	0	0		
12	Total Amount Collected (Fee+Addl. Charges +Penalty) (Rs.)	1170	0	0	2690	708	320	0	70	12	20	0	359	1282	70		
13	No. CAPIO's Appointed (A)	0	1	3	8	0	12	0	0	0	0	0	0	0	2		
14	No. CPIO's Appointed (B)	0	1	1	1	1	3	0	0	1	1	1	1	59	1		
15	No. FAA's Appointed (C)	0	1	1	1	0	1	0	0	1	0	1	1	15	1		
16	Total (A+B+C)	0	3	5	10	1	16	0	0	2	1	2	2	74	4		
17	*	**	Section 8(1)														
18			a	0	0	0	0	0	0	0	0	0	0	0	0	0	0
19			b	0	0	0	0	0	0	0	0	0	0	0	0	0	0
20			c	0	0	0	0	0	0	0	0	0	0	0	0	0	0
21			d	0	0	0	0	3	0	0	0	0	0	0	0	0	0
22			e	0	0	0	0	1	0	0	0	0	0	0	0	0	0
23			f	0	0	0	0	1	0	0	0	0	0	0	0	0	0
24			g	0	0	0	0	1	0	0	0	0	0	0	0	0	5
25			h	0	0	0	0	0	0	0	0	0	0	0	0	0	0
26			i	0	0	0	0	0	0	0	0	0	0	0	0	0	0
27			j	0	0	0	0	4	0	0	0	0	0	0	0	0	11
28			9	0	0	0	0	0	0	0	0	0	0	0	0	0	0
29			11	0	0	0	0	0	0	0	0	0	0	0	0	0	0
30	24	0	0	0	0	0	0	0	0	0	0	0	0	0	0		
30	other	0	0	0	0	0	0	0	0	0	0	0	0	0	0		
Total (17 to 30)		0	0	0	0	10	0	0	0	0	0	0	0	0	16		

* No. of times various Provisions were invoked while Rejecting Requests

** Relevant Sections of RTI Act 2005

Note :- The above data has been compiled based on the Quarterly reports submitted by Public Authorities on AppComs Software which is completed after the end of the financial year. In case any public authority does not enter the data the same will not be reflected in our Software/Annual Report.

Sr. No	Ministry/Department/Organisation																	
	23.2.45	23.2.46	23.2.47	23.2.48	23.2.49	23.2.50	23.2.51	23.2.52	23.2.53	23.2.54	23.2.55	23.2.56	23.2.57	23.2.58	23.2.59			
	Indian Institute of Technology (IIT), Mandi	Indian Institute of Technology Gandhinagar	Indian Institute of Technology Guwahati	Indian Institute of Technology Jodhpur	Indian Institute of Technology, Kanpur	Indira Gandhi National Tribal University, Amarkantak	Maulana Azad National Urdu University (MANUU)	National Book Trust	National Institute of Foundry and Forge Technology (NIFFT)	National Institute of Technology, Arunachal Pradesh	National Institute of Technology, Delhi	National Institute of Technology, Goa	National Institute of Technology, Manipur	National Institute of Technology, Meghalaya	National Institute of Technology, Mizoram			
1	Opening Balance Of Requests Received Under RTI (As On 1st April)	23	6	227	13	0	6	6	3	163	8	6	1	5	0	11		
2	No.Of Requests Received	105	112	319	172	271	104	92	27	33	17	85	32	5	33	23		
3	Total No.Of Requests (Column 1+2)	128	118	546	185	271	110	98	30	196	25	91	33	10	33	34		
4	No. Of Cases Transferred To Other PAs U/S 6(3)	2	1	3	1	7	1	0	0	0	0	3	0	0	0	0		
5	Total No.Of Appeals Received	25	9	79	30	37	19	5	2	2	5	2	5	0	4	4		
6	Total No.Of Appeals Disposed	23	4	54	30	22	19	5	2	0	5	2	4	0	3	4		
7	Decisions Where Applications For Information Rejected	4 (4%)	2 (2%)	0	0	3 (1%)	5 (5%)	2 (2%)	0	0	0	0	0	0	0	0		
8	Number Of Cases Where Disciplinary Action Taken Against Any Officer In Respect Of Administration Of RTI Act	0	0	0	0	0	0	0	0	0	0	0	0	0	0	0		
9	Fee(Application) Collected (Rs.)	90	112	150	72	430	165	980	40	40	20	820	130	0	20	0		
10	Addl.Charges Collected (Rs.)	156	120	14	0	36	1098	0	28	0	0	0	0	0	0	0		
11	Penalty Collected (Rs.)	0	0	0	0	0	0	0	0	0	0	0	0	0	0	0		
12	Total Amount Collected (Fee+Addl. Charges +Penalty) (Rs.)	246	232	164	72	466	1263	980	68	40	20	820	130	0	20	0		
13	No. CAPIO's Appointed (A)	0	7	1	1	0	2	1	1	4	0	0	0	0	0	110		
14	No. CPIO's Appointed (B)	1	1	1	1	1	1	1	1	0	1	1	0	1	1	1		
15	No. FAA's Appointed (C)	7	1	1	1	1	1	1	1	0	1	1	0	1	1	1		
16	Total (A+B+C)	8	9	3	3	2	4	3	3	4	2	2	0	2	2	112		
17	*	**	Section 8(1)	a	0	0	0	0	0	0	0	0	0	0	0	0		
18				b	0	0	0	0	0	0	0	0	0	0	0	0	0	0
19				c	0	0	0	0	0	0	0	0	0	0	0	0	0	0
20				d	0	0	0	0	5	0	0	0	0	0	0	0	0	0
21				e	0	0	0	0	0	0	0	0	0	0	0	0	0	0
22				f	0	0	0	0	0	0	0	0	0	0	0	0	0	0
23				g	1	0	0	0	1	0	0	0	0	0	0	0	0	0
24				h	0	0	0	0	2	0	0	0	0	0	0	0	0	0
25				i	0	0	0	0	0	0	0	0	0	0	0	0	0	0
26				j	4	0	8	0	31	0	0	0	0	0	1	0	0	0
27				9	0	0	0	0	0	0	0	0	0	0	0	0	0	0
28				11	0	0	0	0	0	0	0	0	0	0	0	0	0	0
29				24	0	0	0	0	0	0	0	0	0	0	0	0	0	0
30	other	0	2	0	0	23	5	2	0	0	0	0	0	0	0			
Total (17 to 30)		5	2	8	0	62	5	2	0	0	0	0	1	0	0			

* No. of times various Provisions were invoked while Rejecting Requests

** Relevant Sections of RTI Act 2005

Note :- The above data has been compiled based on the Quarterly reports submitted by Public Authorities on AppComs Software which is completed after the end of the financial year. In case any public authority does not enter the data the same will not be reflected in our Software/Annual Report.

Sr. No	Ministry/Department/Organisation		23.2.60																									
			National Institute of Technology, Nagaland	23.2.61	National Institute of Technology, Puducherry	23.2.62	National Institute of Technology, Sikkim	23.2.63	National Institute of Technology, Tiruchirappalli	23.2.64	National Institute of Technology, Uttarakhand	23.2.65	National Institute of Technology, Warangal	23.2.66	PDPMI Indian Institute of Information Technology Design and Manufacturing Jabalpur	23.2.67	Rashtriya Sanskrit Vidyapeetha	23.2.68	School of Planning and Architecture	23.2.69	School of Planning and Architecture (SPA), Bhopal	23.2.70	School of Planning and Architecture (SPA), Vijayawada	23.2.71	Shri Lal Bahadur Shastri National Sanskrit University	23.2.72	Sikkim University	23.2.73
1	Opening Balance Of Requests Received Under RTI (As On 1st April)		17	117	0	29	51	4	0	0	140	16	21	8	0	51	0											
2	No.Of Requests Received		13	62	7	215	66	97	41	43	184	92	187	56	47	50	65											
3	Total No.Of Requests (Column 1+2)		30	179	7	244	117	101	41	43	324	108	208	64	47	101	65											
4	No. Of Cases Transferred To Other PAs U/S 6(3)		0	0	0	0	0	1	0	0	1	0	0	0	0	0	1											
5	Total No.Of Appeals Received		4	10	0	45	15	15	17	0	16	1	78	7	2	29	3											
6	Total No.Of Appeals Disposed		0	8	0	45	13	15	17	0	6	1	78	6	2	15	3											
7	Decisions Where Applications For Information Rejected		0	0	0	0	0	0	0	0	4 (2%)	0	0	0	0	0	0											
8	Number Of Cases Where Disciplinary Action Taken Against Any Officer In Respect Of Administration Of RTI Act		0	0	0	0	0	0	0	0	0	0	0	0	0	0	0											
9	Fee(Application) Collected (Rs.)		0	360	0	580	100	880	370	20	120	10	70	190	40	296	280											
10	Addl.Charges Collected (Rs.)		0	0	0	0	14	10	610	0	0	0	0	90	0	0	30											
11	Penalty Collected (Rs.)		0	0	0	0	0	0	0	0	0	0	0	0	0	0	0											
12	Total Amount Collected (Fee+Addl. Charges +Penalty) (Rs.)		0	360	0	580	114	890	980	20	120	10	70	280	40	296	310											
13	No. CAPIO's Appointed (A)		0	0	0	0	0	22	0	0	0	0	1	1	0	1	1											
14	No. CPIO's Appointed (B)		0	4	0	1	0	1	1	0	10	1	1	28	1	1	1											
15	No. FAA's Appointed (C)		0	3	0	1	0	1	1	0	7	0	1	1	0	1	1											
16	Total (A+B+C)		0	7	0	2	0	24	2	0	17	1	3	30	1	3	3											
17	*	**	Section 8(1)	a	0	0	0	0	0	0	0	0	0	0	0	0	0											
18				b	0	0	0	0	0	0	0	0	0	0	0	0	0	0	0									
19				c	0	0	0	0	0	0	0	0	0	0	0	0	0	0	0									
20				d	0	0	0	0	0	0	0	0	0	0	0	0	0	0	0									
21				e	0	0	0	0	0	0	0	0	0	1	0	0	0	4	0									
22				f	0	0	0	0	0	0	0	0	0	1	0	0	0	0	0									
23				g	0	0	0	0	0	0	0	2	0	0	0	0	0	1	0									
24				h	0	0	0	0	0	0	0	0	0	0	0	0	0	0	0									
25				i	0	0	0	0	0	0	0	0	0	0	0	0	0	0	0									
26				j	0	0	0	0	0	0	0	0	0	1	0	0	0	4	0									
27				9	0	0	0	0	0	0	0	0	0	0	0	0	0	0	0									
28				11	0	0	0	0	0	0	0	0	0	0	0	0	0	3	0									
29				24	0	0	0	0	0	0	0	0	0	0	0	0	0	0	0									
30	other	0	0	0	0	0	0	0	0	0	2	0	0	0	0	0												
Total (17 to 30)			0	0	0	0	0	0	0	2	0	5	0	0	0	12	0											

* No. of times various Provisions were invoked while Rejecting Requests

** Relevant Sections of RTI Act 2005

Note :- The above data has been compiled based on the Quarterly reports submitted by Public Authorities on AppComs Software which is completed after the end of the financial year. In case any public authority does not enter the data the same will not be reflected in our Software/Annual Report.

Sr. No	Ministry/Department/Organisation															
	23.2.75	23.2.76	23.2.77	23.2.78	23.2.79	23.2.80	23.2.81	23.2.82	23.2.83	23.2.84	23.2.85	23.2.86	23.2.87			
	Aligarh Muslim University	Assam University	Auroville Foundation	Babasaheb Bhimrao Ambedkar University, Lucknow	Banaras Hindu University	Jawahar Lal Nehru University, New Delhi	Indira Gandhi National Open University (IGNOU)	JAMIA MILLIA ISLAMIA	Indian Institute of Technology Delhi	Indian Institute of Technology, Kharagpur	University of Delhi	Board of Practical Training Eastern Region Kolkata	Commission for Scientific and Technical Terminology (CSTT)			
1	Opening Balance Of Requests Received Under RTI (As On 1st April)	79	151	0	27	77	22	19	18	37	29	134	2	64		
2	No.Of Requests Received	993	85	1	213	408	455	2578	633	677	358	2009	26	64		
3	Total No.Of Requests (Column 1+2)	1072	236	1	240	485	477	2597	651	714	387	2143	28	128		
4	No. Of Cases Transferred To Other PAs U/S 6(3)	12	0	0	0	6	4	63	1	17	3	240	0	0		
5	Total No.Of Appeals Received	216	14	0	65	119	107	406	95	63	55	472	3	9		
6	Total No.Of Appeals Disposed	176	0	0	32	88	97	406	86	58	53	213	3	9		
7	Decisions Where Applications For Information Rejected	18 (2%)	0	0	94 (44%)	3 (1%)	0	93 (4%)	21 (3%)	0	0	0	0	0		
8	Number Of Cases Where Disciplinary Action Taken Against Any Officer In Respect Of Administration Of RTI Act	0	0	0	0	0	0	0	0	0	0	0	0	0		
9	Fee(Application) Collected (Rs.)	4696	830	0	640	8350	4400	21727	5620	5630	322	1820	230	300		
10	Addl.Charges Collected (Rs.)	2083	9000	0	70	9504	0	2514	1574	676	100	478	0	0		
11	Penalty Collected (Rs.)	0	0	0	0	0	0	0	0	0	0	0	0	0		
12	Total Amount Collected (Fee+Addl. Charges +Penalty) (Rs.)	6779	9830	0	710	17854	4400	24241	7194	6306	422	2298	230	300		
13	No. CAPIO's Appointed (A)	1	0	0	0	1	0	0	2	0	4	0	1	1		
14	No. CPIO's Appointed (B)	258	1	0	0	307	88	107	3	1	1	1	1	1		
15	No. FAA's Appointed (C)	115	1	0	0	92	28	47	3	1	1	1	1	1		
16	Total (A+B+C)	374	2	0	0	400	116	154	8	2	6	2	3	3		
17	*	**	Section 8(1)	a	0	0	0	0	0	0	0	0	0	0		
18				b	0	0	0	0	0	0	0	0	0	0	0	
19				c	0	0	0	0	0	0	0	0	0	0	0	
20				d	0	0	0	0	0	0	0	0	0	0	0	
21				e	14	0	0	0	0	0	0	1	0	0	5	0
22				f	0	0	0	0	0	0	0	0	0	0	0	0
23				g	0	0	0	0	0	0	0	0	1	0	4	0
24				h	0	0	0	0	0	0	0	0	0	0	1	0
25				i	0	0	0	0	0	0	0	0	0	0	0	0
26				j	0	0	0	0	0	0	25	1	24	0	42	0
27				Other Sections	9	0	0	0	0	0	0	0	0	0	0	0
28				11	0	0	0	0	0	0	2	0	0	0	0	0
29				24	0	0	0	0	0	0	0	0	0	0	0	0
30	other	0	0	0	0	3	0	66	20	2	0	0	0			
Total (17 to 30)				14	0	0	0	3	0	93	22	27	0	52		

* No. of times various Provisions were invoked while Rejecting Requests

** Relevant Sections of RTI Act 2005

Note :- The above data has been compiled based on the Quarterly reports submitted by Public Authorities on AppComs Software which is completed after the end of the financial year. In case any public authority does not enter the data the same will not be reflected in our Software/Annual Report.

Sr. No	Ministry/Department/Organisation		23.2.88																
			Dr. B.R. Ambedkar National Institute of Technology, Jalandhar	IIT (ISM), Dhanbad	Indian Council of Social Science Research (ICSSR)	Indian Institute of Information Technology, Allahabad	ABV Indian Institute of Information Technology, Gwalior	Indian Institute of Management (IIM), Ahmedabad	Indian Institute of Management Indore	Indian Institute of Management, Bangalore	Indian Institute of Management, Kolkata	Indian Institute of Management, Kozhikode	Indian Institute of Management, Lucknow	Indian Institute of Science Education & Research (IISER), Pune	Indian Institute of Science Education and Research Kolkata	Indian Institute of Science, Bangalore			
1	Opening Balance Of Requests Received Under RTI (As On 1st April)		4	15	0	7	101	17	35	62	151	27	17	1	0	0			
2	No.Of Requests Received		150	158	49	52	26	406	292	449	277	365	238	46	87	279			
3	Total No.Of Requests (Column 1+2)		154	173	49	59	127	423	327	511	428	392	255	47	87	279			
4	No. Of Cases Transferred To Other PAs U/S 6(3)		0	0	5	0	0	3	0	3	0	0	0	0	1	1			
5	Total No.Of Appeals Received		21	29	6	5	1	52	13	23	0	21	30	1	5	33			
6	Total No.Of Appeals Disposed		14	24	5	5	0	44	11	23	0	15	27	1	5	30			
7	Decisions Where Applications For Information Rejected		0	0	0	0	0	0	0	0	0	75 (21%)	0	0	0	4 (1%)			
8	Number Of Cases Where Disciplinary Action Taken Against Any Officer In Respect Of Administration Of RTI Act		0	0	0	0	0	0	0	0	0	0	0	0	0	0			
9	Fee(Application) Collected (Rs.)		90	1390	250	62	210	60	0	4350	10	40	152	290	0	2620			
10	Addl.Charges Collected (Rs.)		702	1346	10	0	42	0	0	0	0	0	0	0	0	0			
11	Penalty Collected (Rs.)		0	0	0	0	0	0	0	0	0	0	0	0	0	0			
12	Total Amount Collected (Fee+Addl. Charges +Penalty) (Rs.)		792	2736	260	62	252	60	0	4350	10	40	152	290	0	2620			
13	No. CAPIO's Appointed (A)		1	50	0	0	0	0	0	0	0	0	2	0	0	0			
14	No. CPIO's Appointed (B)		0	1	1	1	1	1	1	2	1	1	1	1	1	1			
15	No. FAA's Appointed (C)		1	1	1	1	0	1	1	1	1	1	1	1	1	1			
16	Total (A+B+C)		2	52	2	2	1	2	2	3	2	2	4	2	2	2			
17	*	**	Section 8(1)	a	0	0	0	0	0	0	0	0	0	0	0	0			
18				b	0	0	0	0	0	1	0	0	0	0	0	0	0	0	
19				c	0	0	0	0	0	0	0	0	0	0	0	0	0	0	
20				d	0	2	0	0	0	2	0	0	0	0	0	0	0	0	
21				e	0	0	0	0	0	2	0	0	0	0	0	0	0	0	
22				f	2	0	0	0	0	0	0	0	0	0	0	0	0	0	
23				g	4	0	0	0	0	0	0	0	0	0	0	0	0	0	
24				h	0	0	0	0	0	0	0	0	0	0	0	0	0	0	
25				i	0	0	0	0	0	0	0	0	0	0	0	0	0	0	
26				j	14	5	0	0	0	29	0	0	0	0	0	1	0	3	
27				Other Sections		9	0	0	0	0	0	0	0	0	0	0	0	0	0
28						11	0	0	0	0	0	0	0	0	0	0	0	0	0
29						24	0	0	0	0	0	0	0	0	0	0	0	0	0
30			other	0	0	0	0	0	6	0	0	0	0	0	0	1			
Total (17 to 30)			20	7	0	0	0	40	0	0	0	0	0	1	0	4			

* No. of times various Provisions were invoked while Rejecting Requests

** Relevant Sections of RTI Act 2005

Note :- The above data has been compiled based on the Quarterly reports submitted by Public Authorities on AppComs Software which is completed after the end of the financial year. In case any public authority does not enter the data the same will not be reflected in our Software/Annual Report.

Sr. No	Ministry/Department/Organisation		23.2.102 to 23.2.115															
			Indian Institute of Technology (IIT) Patna	Indian Institute of Technology (IIT), ROORKEE	Indian Institute of Technology , Madras	Indian Institute of Technology , Mumbai	Kendriya Hindi Sansthan, Agra	Maharshi Sandeepani Rashtriya Ved Vidya Pratishthan	Mahatma Gandhi Antarashtriya Hindi Vishwavidyalaya	Malavya National Institute of Technology, Jaipur	Manipur University	Maulana Azad National Institute of Technology, Bhopal	Nagaland University	National Commission for Minority Educational Institutions,	National Council for Promotion of Sindhi Language,	National Council for Promotion of Urdu Language (NCPUL)		
1	Opening Balance Of Requests Received Under RTI (As On 1st April)		7	20	12	20	88	112	11	0	20	1	224	0	1	6		
2	No.Of Requests Received		101	452	341	458	166	110	87	221	31	107	31	42	4	67		
3	Total No.Of Requests (Column 1+2)		108	472	353	478	254	222	98	221	51	108	255	42	5	73		
4	No. Of Cases Transferred To Other PAs U/S 6(3)		0	49	2	6	0	0	0	0	1	0	0	0	1	4		
5	Total No.Of Appeals Received		16	76	58	81	7	4	15	24	11	25	2	3	0	5		
6	Total No.Of Appeals Disposed		16	15	52	39	7	3	7	24	11	25	2	3	0	5		
7	Decisions Where Applications For Information Rejected		0	26 (6%)	0	28 (6%)	0	0	5 (6%)	0	1 (3%)	0	0	0	0	1 (1%)		
8	Number Of Cases Where Disciplinary Action Taken Against Any Officer In Respect Of Administration Of RTI Act		0	0	0	0	0	0	0	0	0	0	0	0	0	0		
9	Fee(Application) Collected (Rs.)		912	1400	2760	4280	90	170	200	220	120	230	70	260	60	61		
10	Addl.Charges Collected (Rs.)		177	2154	0	3731	200	0	630	1570	590	60	0	330	0	30		
11	Penalty Collected (Rs.)		0	0	0	0	0	0	0	0	0	0	0	0	0	0		
12	Total Amount Collected (Fee+Addl. Charges +Penalty) (Rs.)		1089	3554	2760	8011	290	170	830	1790	710	290	70	590	60	91		
13	No. CAPIO's Appointed (A)		1	12	0	1	1	0	0	7	0	3	0	0	1	0		
14	No. CPIO's Appointed (B)		1	1	1	1	1	1	1	1	0	1	4	1	1	1		
15	No. FAA's Appointed (C)		1	1	0	1	1	1	1	1	0	1	4	1	1	1		
16	Total (A+B+C)		3	14	1	3	3	2	2	9	0	5	8	2	3	2		
17	*	**	Section 8(1)	a	0	0	0	0	0	0	0	0	0	4	0	0		
18				b	0	0	0	0	0	0	0	0	0	0	0	0	0	0
19				c	0	0	0	0	0	0	0	0	0	0	0	0	0	0
20				d	1	1	0	0	0	0	0	0	0	0	0	0	0	0
21				e	5	0	0	0	0	0	0	0	0	0	0	0	0	0
22				f	0	0	0	0	0	0	0	0	0	0	0	0	0	0
23				g	1	1	0	0	0	0	0	0	0	0	0	0	0	0
24				h	0	2	0	0	0	0	0	0	0	0	0	0	0	0
25				i	2	0	0	0	0	0	0	0	0	0	0	0	0	0
26				j	4	20	0	3	0	0	0	0	0	6	0	0	0	0
27				Other Sections		9	0	0	0	0	0	0	0	0	0	0	0	0
28				Other Sections		11	0	0	0	0	0	0	0	0	0	0	0	0
29				Other Sections		24	0	0	0	0	0	0	0	0	0	0	0	0
30	Other Sections		other	6	2	0	24	0	0	5	0	0	0	0	0			
Total (17 to 30)			19	26	0	27	0	0	5	0	0	6	0	4	0	0		

* No. of times various Provisions were invoked while Rejecting Requests

** Relevant Sections of RTI Act 2005

Note :- The above data has been compiled based on the Quarterly reports submitted by Public Authorities on AppComs Software which is completed after the end of the financial year. In case any public authority does not enter the data the same will not be reflected in our Software/Annual Report.

Sr. No	Ministry/Department/Organisation																												
	National Council of Rural Institutes (NCRI), Hyderabad	23.2.116	National Institute of Industrial Engineering (NIIE), Mumbai	23.2.117	National Institute of Technical Teachers' Training and Research, Bhopal	23.2.118	National Institute of Technical Teachers' Training and Research, Chandigarh	23.2.119	National Institute of Technical Teachers' Training and Research, Kolkata	23.2.120	National Institute of Technology, Agartala	23.2.121	National Institute of Technology, Calicut	23.2.122	National Institute of Technology, Durgapur	23.2.123	National Institute of Technology, Hamirpur	23.2.124	National Institute of Technology, Jamshedpur	23.2.125	National Institute of Technology, Kurukshetra	23.2.126	National Institute of Technology, Patna	23.2.127	National Institute of Technology, Raipur	23.2.128	National Institute of Technology, Rourkela	23.2.129	National Institute of Technology, Silchar
1	Opening Balance Of Requests Received Under RTI (As On 1st April)	0	0	0	0	0	0	0	0	0	28	6	21	0	12	3	0	2	31	31									
2	No.Of Requests Received	7	109	24	49	1	26	74	6	113	15	35	50	57	112	13													
3	Total No.Of Requests (Column 1+2)	7	109	24	49	1	54	80	27	113	27	38	50	59	143	44													
4	No. Of Cases Transferred To Other PAs U/S 6(3)	0	0	0	3	0	0	5	0	0	0	0	0	0	0	0													
5	Total No.Of Appeals Received	4	34	5	13	0	1	12	0	21	0	0	0	7	35	14													
6	Total No.Of Appeals Disposed	0	32	5	13	0	0	8	0	21	0	0	0	3	34	0													
7	Decisions Where Applications For Information Rejected	0	0	0	0	0	2 (8%)	1 (1%)	0	0	0	0	0	2 (4%)	0	0													
8	Number Of Cases Where Disciplinary Action Taken Against Any Officer In Respect Of Administration Of RTI Act	0	0	0	0	0	0	0	0	0	0	0	0	0	0	0													
9	Fee(Application) Collected (Rs.)	0	100	140	430	0	20	260	60	1130	150	350	0	560	1000	290													
10	Addl.Charges Collected (Rs.)	0	0	116	200	0	0	174	2916	2100	730	430	0	108	0	0													
11	Penalty Collected (Rs.)	0	0	0	0	0	0	0	0	0	0	0	0	0	0	0													
12	Total Amount Collected (Fee+Addl. Charges +Penalty) (Rs.)	0	100	256	630	0	20	434	2976	3230	880	780	0	668	1000	290													
13	No. CAPIO's Appointed (A)	0	0	0	0	0	0	1	0	1	0	7	0	0	0	0													
14	No. CPIO's Appointed (B)	1	4	0	1	1	1	1	0	1	0	1	0	1	5	17													
15	No. FAA's Appointed (C)	0	1	0	1	1	23	0	0	1	0	1	0	0	1	1													
16	Total (A+B+C)	1	5	0	2	2	24	2	0	3	0	9	0	1	6	18													
17	*	**	Section 8(1)	a	0	0	0	0	0	0	0	0	0	0	0	0													
18				b	0	0	0	0	0	0	0	0	0	0	0	0	0												
19				c	0	0	0	0	0	0	0	0	0	0	0	0	0												
20				d	0	0	0	0	0	0	2	0	0	0	0	0	0												
21				e	0	0	0	0	0	0	2	0	0	0	0	0	0												
22				f	0	0	0	0	0	0	0	0	0	0	0	0	0												
23				g	0	0	0	0	0	0	0	0	0	0	0	0	0												
24				h	0	0	4	0	0	0	0	0	0	0	0	0	0												
25				i	0	0	0	0	0	0	0	0	0	0	0	0	0												
26				j	0	0	2	0	0	0	3	0	2	0	0	0	0												
27				9	0	0	0	0	0	0	0	0	0	0	0	0	0												
28				11	0	0	0	0	0	0	0	0	0	0	0	0	0												
29				24	0	0	0	0	0	0	0	0	0	0	0	0	0												
30	other	0	0	0	0	0	0	4	0	0	0	0	2	0	0														
Total (17 to 30)		0	0	6	0	0	0	11	0	2	0	0	0	2	0														

* No. of times various Provisions were invoked while Rejecting Requests

** Relevant Sections of RTI Act 2005

Note :- The above data has been compiled based on the Quarterly reports submitted by Public Authorities on AppComs Software which is completed after the end of the financial year. In case any public authority does not enter the data the same will not be reflected in our Software/Annual Report.

Sr. No	Ministry/Department/Organisation	23.2.131		23.2.132		23.2.133		23.2.134		23.2.135		23.2.136		23.2.137		23.2.138		23.2.139		23.2.140		23.2.141		23.2.142		23.2.143		23.2.144		
		National Institute of Technology, Srinagar	National Institute of Technology, Surthkal	North Eastern Hill University	North Eastern Regional Institute of Science and Technology (NERIST)	Pondicherry University	Rajiv Gandhi University	Rashtriya Sanskrit Sansthan	S.V. National Institute of Technology, Surat	Sant Longowal Institute of Engineering & Technology (SLIET)	Tezpur University	University Grants Commission	University of Allahabad	Central University of Hyderabad	Visvesvaraya National Institute of Technology, Nagpur															
1	Opening Balance Of Requests Received Under RTI (As On 1st April)	42	0	463	45	128	7	7	8	13	3	18021	103	86	0															
2	No.Of Requests Received	63	81	84	36	138	44	136	114	53	54	17346	825	268	88															
3	Total No.Of Requests (Column 1+2)	105	81	547	81	266	51	143	122	66	57	35367	928	354	88															
4	No. Of Cases Transferred To Other PAs U/S 6(3)	3	0	0	0	0	7	9	3	0	0	40	52	234	0															
5	Total No.Of Appeals Received	36	14	31	3	61	0	27	38	5	1	4795	66	1	8															
6	Total No.Of Appeals Disposed	18	11	3	3	53	0	26	38	5	0	1581	43	0	8															
7	Decisions Where Applications For Information Rejected	2 (3%)	5 (6%)	0	0	0	1 (2%)	1 (1%)	0	1 (2%)	0	0	28 (3%)	0	0															
8	Number Of Cases Where Disciplinary Action Taken Against Any Officer In Respect Of Administration Of RTI Act	0	0	0	0	0	0	0	0	0	0	0	0	0	0															
9	Fee(Application) Collected (Rs.)	550	230	830	240	1200	306	320	140	240	530	25610	5780	1160	250															
10	Addl.Charges Collected (Rs.)	0	1060	2344	0	354	0	70	552	302	0	9066	4480	0	10															
11	Penalty Collected (Rs.)	0	0	0	0	0	0	0	0	0	0	0	0	0	0															
12	Total Amount Collected (Fee+Addl. Charges +Penalty) (Rs.)	550	1290	3174	240	1554	306	390	692	542	530	34676	10260	1160	260															
13	No. CAPIO's Appointed (A)	0	1	0	0	0	1	1	0	5	0	0	0	0	0															
14	No. CPIO's Appointed (B)	3	1	17	0	13	1	1	0	1	1	48	16	85	1															
15	No. FAA's Appointed (C)	1	1	12	0	5	0	0	0	1	1	16	1	1	1															
16	Total (A+B+C)	4	3	29	0	18	2	2	0	7	2	64	17	86	2															
17	*	**	Section 8(1)	a	0	0	0	0	0	0	0	0	0	0	0															
18				b	0	0	0	0	0	0	0	0	0	0	0	0	0													
19				c	0	0	0	0	0	0	0	0	0	0	0	0	0													
20				d	0	0	0	0	0	0	0	0	0	0	0	0	0													
21				e	0	0	0	0	0	0	0	1	0	0	0	0	0													
22				f	0	0	0	0	0	0	0	0	2	0	0	0	0													
23				g	0	0	0	0	0	0	0	0	0	0	0	0	0													
24				h	0	0	0	0	0	0	0	0	0	0	0	0	0													
25				i	0	0	0	0	0	0	0	0	0	0	0	0	0													
26				j	0	0	0	0	0	0	13	21	0	0	0	22	0	0												
27				Other Sections	9	0	0	0	0	0	0	0	0	0	0	0	0	0												
28				11	0	0	0	0	0	0	0	0	0	0	0	0	0	0												
29				24	0	0	0	0	0	0	0	0	0	0	0	0	0	0												
30	other	1	5	0	0	0	0	0	0	0	0	0	6	0	0															
Total (17 to 30)		1	5	0	0	0	0	13	22	2	0	0	28	0	0															

* No. of times various Provisions were invoked while Rejecting Requests

** Relevant Sections of RTI Act 2005

Note :- The above data has been compiled based on the Quarterly reports submitted by Public Authorities on AppComs Software which is completed after the end of the financial year. In case any public authority does not enter the data the same will not be reflected in our Software/Annual Report.

Sr. No	Ministry/Department/Organisation		23.2.145																
			Mizoram University	Motilal Nehru National Institute of Technology Allahabad	All India Council For Technical Education (AICTE)	IIT, Indore	Indian Institute of Information Technology, Kalyani	Indian Institute of Management, Nagpur	Indian Institute of Information Technology, Guwahati	Indian Institute of Information Technology, Pune	Mahatma Gandhi Central University, Bihar	Indian Institute of Information Technology Design & Manufacturing (IIITD&M), Kurnool	Indian Institute of Information Technology (IIIT), Sri City Chittoor	Indian Institute of Information Technology (IIIT), Vadodara	Indian Institute of Information Technology (IIIT), Sonapat	Indian Institute of Information Technology (IIIT), Una			
1	Opening Balance Of Requests Received Under RTI (As On 1st April)		52	8	69	16	0	0	1	0	0	11	0	0	0	0			
2	No.Of Requests Received		9	316	5936	64	0	100	7	1	52	8	5	12	0	8			
3	Total No.Of Requests (Column 1+2)		61	324	6005	80	0	100	8	1	52	19	5	12	0	8			
4	No. Of Cases Transferred To Other PAs U/S 6(3)		0	0	580	0	0	0	0	0	0	0	0	0	0	0			
5	Total No.Of Appeals Received		0	66	659	7	0	5	0	0	23	2	0	1	0	0			
6	Total No.Of Appeals Disposed		0	63	656	7	0	5	0	0	0	2	0	1	0	0			
7	Decisions Where Applications For Information Rejected		0	0	46 (1%)	0	0	0	0	0	0	0	0	0	0	0			
8	Number Of Cases Where Disciplinary Action Taken Against Any Officer In Respect Of Administration Of RTI Act		0	0	0	0	0	0	0	0	0	0	0	0	0	0			
9	Fee(Application) Collected (Rs.)		90	1850	5355	510	0	0	11	0	460	0	0	12	0	50			
10	Addl.Charges Collected (Rs.)		152	448	13128	0	0	0	0	0	0	0	0	0	0	0			
11	Penalty Collected (Rs.)		0	0	0	0	0	0	0	0	0	0	0	0	0	0			
12	Total Amount Collected (Fee+Addl. Charges +Penalty) (Rs.)		242	2298	18483	510	0	0	11	0	460	0	0	12	0	50			
13	No. CAPIO's Appointed (A)		1	1	0	0	0	0	0	0	0	0	0	0	0	0			
14	No. CPIO's Appointed (B)		1	1	29	1	0	1	1	0	1	0	0	1	1	1			
15	No. FAA's Appointed (C)		1	1	21	1	0	0	0	0	1	0	0	1	1	1			
16	Total (A+B+C)		3	3	50	2	0	1	1	0	2	0	0	2	2	2			
17	*	**	Section 8(1)	a	0	0	0	0	0	0	0	0	0	0	0	0			
18				b	0	0	0	0	0	0	0	0	0	0	0	0	0	0	
19				c	0	0	0	0	0	0	0	0	0	0	0	0	0	0	
20				d	0	0	0	0	0	0	0	0	0	0	0	0	0	0	
21				e	0	0	0	0	0	0	0	0	0	0	0	0	0	0	
22				f	0	0	0	0	0	0	0	0	0	0	0	0	0	0	
23				g	0	0	0	0	0	0	0	0	0	0	0	1	0	0	
24				h	0	0	0	0	0	0	0	0	0	0	0	0	0	0	
25				i	0	0	0	0	0	0	0	0	0	0	0	0	0	0	
26				j	0	0	0	4	0	0	0	0	0	0	0	4	0	0	
27				Other Sections		9	0	0	0	0	0	0	0	0	0	0	0	0	0
28						11	0	0	0	0	0	0	0	0	0	0	0	0	0
29						24	0	0	0	0	0	0	0	0	0	0	0	0	0
30			other	0	0	0	0	0	0	0	0	0	0	6	0	0			
Total (17 to 30)			0	0	0	4	0	0	0	0	0	0	11	0	0	0			

* No. of times various Provisions were invoked while Rejecting Requests

** Relevant Sections of RTI Act 2005

Note :- The above data has been compiled based on the Quarterly reports submitted by Public Authorities on AppComs Software which is completed after the end of the financial year. In case any public authority does not enter the data the same will not be reflected in our Software/Annual Report.

Sr. No	Ministry/Department/Organisation		23.2.159																
			Indian Institute of Information Technology (IIIT), Dharwad	Indian Institute of Information Technology (IIIT), Kottayam	Indian Institute of Information Technology (IIIT), Senapati	Indian Institute of Information Technology (IIIT), Kota	Indian Institute of Information Technology (IIIT), Tiruchirappalli	Indian Institute of Information Technology (IIIT), Lucknow	Indian Institute of Information Technology (IIIT), Ranchi	Indian Institute of Information Technology (IIIT), Nagpur	Indian Institute of Information Technology (IIIT), Bhopal	Indian Institute of Information Technology (IIIT), Surat	Indian Institute of Information Technology (IIIT), Bhagalpur	IIT Tirupati	IIT Palakkad	IIT Bhubaneswar	IIT Dharwad		
1	Opening Balance Of Requests Received Under RTI (As On 1st April)		1	12	5	0	0	1	0	10	0	0	0	11	52	7	0		
2	No.Of Requests Received		4	1	14	2	2	12	3	1	6	8	4	76	56	93	44		
3	Total No.Of Requests (Column 1+2)		5	13	19	2	2	13	3	11	6	8	4	87	108	100	44		
4	No. Of Cases Transferred To Other PAs U/S 6(3)		0	0	0	0	0	1	0	0	0	0	0	0	0	0	0		
5	Total No.Of Appeals Received		0	0	0	0	0	0	0	0	0	0	3	5	4	14	3		
6	Total No.Of Appeals Disposed		0	0	0	0	0	0	0	0	0	0	3	5	3	8	1		
7	Decisions Where Applications For Information Rejected		0	0	0	0	0	0	0	0	3 (50%)	0	0	0	1 (2%)	0	0		
8	Number Of Cases Where Disciplinary Action Taken Against Any Officer In Respect Of Administration Of RTI Act		0	0	0	0	0	0	0	0	0	0	0	0	0	0	0		
9	Fee(Application) Collected (Rs.)		20	10	1	20	0	0	0	0	0	60	70	502	442	800	310		
10	Addl.Charges Collected (Rs.)		0	0	0	0	0	0	0	0	0	33	20	170	0	0	0		
11	Penalty Collected (Rs.)		0	0	0	0	0	0	0	0	0	0	0	0	0	0	0		
12	Total Amount Collected (Fee+Addl. Charges +Penalty) (Rs.)		20	10	1	20	0	0	0	0	0	93	90	672	442	800	310		
13	No. CAPIO's Appointed (A)		0	0	0	0	0	0	0	0	2	0	1	0	4	0	1		
14	No. CPIO's Appointed (B)		0	0	0	0	1	1	1	0	2	0	1	1	1	1	1		
15	No. FAA's Appointed (C)		0	0	0	0	1	1	1	0	0	0	1	0	1	1	1		
16	Total (A+B+C)		0	0	0	0	2	2	2	0	4	0	3	1	6	2	3		
17	*	**	Section 8(1)	a	0	0	0	0	0	0	0	0	0	0	0	0	0		
18				b	0	0	0	0	0	0	0	0	0	0	0	0	0	0	0
19				c	0	0	0	0	0	0	0	0	0	0	0	0	0	0	0
20				d	0	0	0	0	0	0	0	0	0	0	0	0	0	0	0
21				e	0	0	0	0	0	0	0	0	0	0	0	0	0	0	0
22				f	0	0	0	0	0	0	0	0	0	0	0	0	0	0	0
23				g	0	0	0	0	0	0	0	0	0	0	0	0	0	0	0
24				h	0	0	0	0	0	0	0	0	0	0	0	0	0	0	0
25				i	0	0	0	0	0	0	0	0	0	0	0	0	0	0	0
26				j	0	0	0	0	0	0	0	0	0	0	0	0	0	0	0
27				Other Sections		9	0	0	0	0	0	0	0	0	0	0	0	0	0
28						11	0	0	0	0	0	0	0	0	0	0	0	0	0
29						24	0	0	0	0	0	0	0	0	0	0	0	0	0
30			other	0	0	0	0	0	0	0	0	0	0	0	0	0			
Total (17 to 30)			0	0	0	0	0	0	0	0	0	0	0	0	0	0	0		

* No. of times various Provisions were invoked while Rejecting Requests

** Relevant Sections of RTI Act 2005

Note :- The above data has been compiled based on the Quarterly reports submitted by Public Authorities on AppComs Software which is completed after the end of the financial year. In case any public authority does not enter the data the same will not be reflected in our Software/Annual Report.

Sr. No	Ministry/Department/Organisation																		
		23.2.174	23.2.175	23.2.176	23.2.177	23.2.178	23.2.179	23.2.180	23.2.181	23.2.182	23.2.183	23.2.184	23.2.185	23.2.186	23.2.187	23.2.188	23.2.189		
		IIT Goa	IIT Jammu	IIIT Vskhapatnam	IIIT Sirmour	IIIT Sambalpur	IIIT Amritsar	IIIT Bodhgaya	IIIT Jammu	IISER Tirupati	IISER Berhampur	Central University of Jammu	Association of Indian Universities	Indian Institute of Engineering Science and Technology, Shibpur	National Institute of Technology, Andhra Pradesh	National Testing Agency	Dayalbagh Educational Institute (Deemed University)		
1	Opening Balance Of Requests Received Under RTI (As On 1st April)	0	2	0	21	0	19	0	42	4	0	0	35	32	14	0	2		
2	No.Of Requests Received	76	58	87	99	94	97	47	98	46	81	36	391	42	30	1573	27		
3	Total No.Of Requests (Column 1+2)	76	60	87	120	94	116	47	140	50	81	36	426	74	44	1573	29		
4	No. Of Cases Transferred To Other PAs U/S 6(3)	0	0	0	0	0	0	0	0	1	0	0	47	0	0	97	0		
5	Total No.Of Appeals Received	3	9	2	7	7	24	0	7	8	0	2	58	39	4	135	3		
6	Total No.Of Appeals Disposed	3	9	2	7	7	23	0	5	8	0	2	50	39	0	135	3		
7	Decisions Where Applications For Information Rejected	0	0	0	0	0	0	0	0	0	0	0	0	0	0	0	0		
8	Number Of Cases Where Disciplinary Action Taken Against Any Officer In Respect Of Administration Of RTI Act	0	0	0	0	0	0	0	0	0	0	0	0	0	0	0	0		
9	Fee(Application) Collected (Rs.)	220	0	0	450	0	270	0	460	470	300	360	3430	70	190	3305	280		
10	Addl.Charges Collected (Rs.)	0	0	0	0	0	0	0	20	0	0	0	0	0	0	0	0		
11	Penalty Collected (Rs.)	0	0	0	0	0	0	0	0	374	0	0	0	0	0	0	0		
12	Total Amount Collected (Fee+Addl. Charges +Penalty) (Rs.)	220	0	0	450	0	270	0	480	844	300	360	3430	70	190	3305	280		
13	No. CAPIO's Appointed (A)	0	0	1	1	0	0	0	1	0	1	0	0	0	0	1	0		
14	No. CPIO's Appointed (B)	1	0	1	1	0	1	1	1	1	1	1	9	0	0	1	0		
15	No. FAA's Appointed (C)	1	0	1	1	0	1	0	1	1	1	0	8	0	0	1	0		
16	Total (A+B+C)	2	0	3	3	0	2	1	3	2	3	1	17	0	0	3	0		
17	*	**	Section 8(1)	a	0	0	0	0	0	0	0	0	0	0	0	0	0		
18				b	0	0	0	0	0	0	0	0	0	0	0	0	0	0	0
19				c	0	0	0	0	0	0	0	0	0	0	0	0	0	0	0
20				d	0	0	0	0	0	0	0	0	0	0	0	0	0	0	1
21				e	0	0	0	0	0	0	0	0	0	0	0	0	0	0	0
22				f	0	0	0	0	0	0	0	0	0	0	0	0	0	0	0
23				g	7	0	0	0	0	0	0	0	0	0	0	0	0	0	0
24				h	2	0	0	0	0	0	0	0	0	0	0	0	0	0	0
25				i	4	0	0	0	0	0	0	1	0	0	0	0	0	0	0
26				j	9	0	3	0	0	0	0	0	1	0	0	0	0	0	4
27				Other Sections	9	0	0	0	0	0	0	0	0	0	0	0	0	0	0
28				11	0	0	0	0	0	0	0	0	0	0	0	0	0	0	0
29				24	0	0	0	0	0	0	0	0	0	0	0	0	0	0	0
30	other	0	0	0	0	0	0	0	2	0	0	0	0	0	0	0			
Total (17 to 30)		22	0	3	0	0	0	0	3	1	0	0	0	0	0	5			

* No. of times various Provisions were invoked while Rejecting Requests

** Relevant Sections of RTI Act 2005

Note :- The above data has been compiled based on the Quarterly reports submitted by Public Authorities on AppComs Software which is completed after the end of the financial year. In case any public authority does not enter the data the same will not be reflected in our Software/Annual Report.

Sr. No	Ministry/Department/Organisation		23.2.190 Avinashilingam Institute for Home Science and Higher Education for Women	Department Total	Ministry Total	24							25	
						Central Adoption Resource Authority(CARA)	National Commission for Protection of Child Rights	National Institute of Public Cooperation and Child Development (NIPCCD)	Ministry of Women & Child Development	Rashtriya Mahila Kosh	National Commission for Women (NCW)	Ministry Total		
1	Opening Balance Of Requests Received Under RTI (As On 1st April)		0	24728	62682	24	23	0	0	0	16	63		
2	No.Of Requests Received		4	63891	85535	110	342	31	2115	6	1109	3713		
3	Total No.Of Requests (Column 1+2)		4	88619	148217	134	365	31	2115	6	1125	3776		
4	No. Of Cases Transferred To Other PAs U/S 6(3)		0	7379	8930	2	23	12	501	0	20	558		
5	Total No.Of Appeals Received		0	11071	18298	3	55	5	173	0	135	371		
6	Total No.Of Appeals Disposed		0	6019	8684	3	52	3	151	0	130	339		
7	Decisions Where Applications For Information Rejected		0	590 (1%)	861 (1%)	0	28 (8%)	0	266 (13%)	0	106 (10%)	400 (11%)		
8	Number Of Cases Where Disciplinary Action Taken Against Any Officer In Respect Of Administration Of RTI Act		0	0	0	0	0	0	0	0	0	0		
9	Fee(Application) Collected (Rs.)		40	223136	320519	716	530	210	1500	40	1330	4326		
10	Addl.Charges Collected (Rs.)		0	113803	163799	0	0	8	0	0	0	8		
11	Penalty Collected (Rs.)		0	5375	5375	0	0	0	0	0	0	0		
12	Total Amount Collected (Fee+Addl. Charges +Penalty) (Rs.)		40	342314	489693	716	530	218	1500	40	1330	4334		
13	No. CAPIO's Appointed (A)		0	359	459	0	1	1	0	1	0	3		
14	No. CPIO's Appointed (B)		19	1362	1579	2	1	5	25	1	2	36		
15	No. FAA's Appointed (C)		1	628	741	2	1	1	12	1	1	18		
16	Total (A+B+C)		20	2349	2779	4	3	7	37	3	3	57		
17	*	**	Section 8(1)	a	0	4	4	0	0	0	0	0	0	
18				b	0	1	1	0	0	0	0	0	0	0
19				c	0	0	0	0	0	0	0	0	0	0
20				d	0	17	17	0	0	0	0	0	0	0
21				e	0	46	50	0	0	0	0	0	0	0
22				f	0	6	21	0	0	0	0	0	0	0
23				g	0	30	31	0	0	0	0	0	0	0
24				h	0	12	12	0	0	0	0	0	0	0
25				i	0	7	7	0	0	0	0	0	0	0
26				j	0	333	342	0	4	0	0	0	0	4
27				9	0	0	0	0	0	0	0	0	0	0
28				11	0	11	11	0	1	0	0	0	0	1
29				24	0	0	0	0	0	0	0	0	0	0
30	other	0	286	310	0	3	0	0	0	0	3			
Total (17 to 30)			0	753	806	0	8	0	0	0	0	8		

* No. of times various Provisions were invoked while Rejecting Requests

** Relevant Sections of RTI Act 2005

Note :- The above data has been compiled based on the Quarterly reports submitted by Public Authorities on AppComs Software which is completed after the end of the financial year. In case any public authority does not enter the data the same will not be reflected in our Software/Annual Report.

Sr. No	Ministry/Department/Organisation	25.1	25.2	25.3	25.4	25.5	25.6	25.7	25.8	25.9	25.10	25.11	25.12	25.13	25.14	25.15		
		Directorate of Film Festivals	Ministry of Information & Broadcasting	Broadcast Engineering Consultants India Ltd	Central Board of Film Certification(CBFC)	SATYAJIT RAY FILM & TELEVISION INSTITUTE	Childrens Film Society India	DG All India Radio	DG, Doordarshan	Directorate of Advertising and Visual Publicity	Electronic Media Monitoring Centre	Film and Television Institute, Pune	Films Division	Indian Institute of Mass Communication	National Film Archives of India (NFAI)	National Film development Corporation		
1	Opening Balance Of Requests Received Under RTI (As On 1st April)	7	71	31	56	138	0	0	0	33	2	60	6	1	0	4		
2	No.Of Requests Received	54	1549	96	115	102	30	908	796	571	80	168	56	191	20	23		
3	Total No.Of Requests (Column 1+2)	61	1620	127	171	240	30	908	796	604	82	228	62	192	20	27		
4	No. Of Cases Transferred To Other PAs U/S 6(3)	0	826	0	0	0	0	76	0	30	6	0	0	6	0	1		
5	Total No.Of Appeals Received	3	200	28	13	5	0	165	131	61	3	23	4	10	0	2		
6	Total No.Of Appeals Disposed	2	187	7	13	0	0	163	131	47	3	16	4	7	0	1		
7	Decisions Where Applications For Information Rejected	0	43 (3%)	0	0	0	0	50 (6%)	1 (0%)	0	0	1 (1%)	0	12 (6%)	0	0		
8	Number Of Cases Where Disciplinary Action Taken Against Any Officer In Respect Of Administration Of RTI Act	0	0	0	0	0	0	0	0	0	0	0	0	0	0	0		
9	Fee(Application) Collected (Rs.)	0	2920	362	640	110	10	5200	1320	594	10	320	100	1230	40	0		
10	Addl.Charges Collected (Rs.)	0	12266	0	3402	242	0	2548	1000	2200	0	184	276	298	0	0		
11	Penalty Collected (Rs.)	0	0	0	0	0	0	0	0	0	0	0	0	0	0	0		
12	Total Amount Collected (Fee+Addl. Charges +Penalty) (Rs.)	0	15186	362	4042	352	10	7748	2320	2794	10	504	376	1528	40	0		
13	No. CAPIO's Appointed (A)	0	0	3	0	0	0	0	59	0	0	0	9	1	0	0		
14	No. CPIO's Appointed (B)	0	28	3	9	1	1	134	246	26	3	4	1	1	1	1		
15	No. FAA's Appointed (C)	1	18	1	1	1	1	15	26	13	0	1	1	1	0	1		
16	Total (A+B+C)	1	46	7	10	2	2	149	331	39	3	5	11	3	1	2		
17	*	**	Section 8(1)	a	0	0	0	0	0	0	0	0	0	0	0	0		
18				b	0	0	0	0	0	0	0	0	0	0	0	0	0	0
19				c	0	1	0	0	0	0	0	0	0	0	0	0	0	0
20				d	0	11	0	0	0	0	0	3	0	0	0	0	0	0
21				e	0	0	0	0	0	0	0	1	0	0	0	0	0	0
22				f	0	0	0	0	0	0	0	0	0	0	0	0	0	0
23				g	0	1	0	0	0	0	0	2	0	0	0	0	0	0
24				h	0	2	0	0	0	0	0	3	0	0	0	0	0	0
25				i	0	8	0	0	0	0	0	1	0	0	0	0	0	0
26				j	0	16	0	0	0	0	0	7	0	0	0	0	2	0
27				9	0	0	0	0	0	0	0	0	0	0	0	0	0	0
28				11	0	1	0	0	0	0	0	0	0	0	0	0	1	0
29				24	0	0	0	0	0	0	0	0	0	0	0	0	0	0
30	other	0	3	0	0	0	0	0	15	0	0	0	0	8	0			
Total (17 to 30)		0	43	0	0	0	0	0	32	0	0	0	0	11	0	0		

* No. of times various Provisions were invoked while Rejecting Requests

** Relevant Sections of RTI Act 2005

Note :- The above data has been compiled based on the Quarterly reports submitted by Public Authorities on AppComs Software which is completed after the end of the financial year. In case any public authority does not enter the data the same will not be reflected in our Software/Annual Report.

Sr. No	Ministry/Department/Organisation									Ministry Total	26	26.1	26.2	26.3		
		P A O IRLA	Pr Accounts Office	Press Council of India	Press Information Bureau	Prasar Bharati Secretariat	Publication Division	Registrar of Newspapers of India	Research Reference and Training Division						Ministry of Labour & Employment	Directorate General of Employment
1	Opening Balance Of Requests Received Under RTI (As On 1st April)	0	0	101	7	857	245	1491	9	3119	9204	154	0			
2	No.Of Requests Received	33	96	124	224	2025	215	610	40	8126	4582	912	100689			
3	Total No.Of Requests (Column 1+2)	33	96	225	231	2882	460	2101	49	11245	13786	1066	100689			
4	No. Of Cases Transferred To Other PAs U/S 6(3)	0	21	7	30	767	6	1	0	1777	505	212	6333			
5	Total No.Of Appeals Received	0	4	7	13	137	6	5	0	820	0	94	5560			
6	Total No.Of Appeals Disposed	0	4	0	5	0	6	5	0	601	0	94	5062			
7	Decisions Where Applications For Information Rejected	0	8 (8%)	0	0	0	0	31 (5%)	0	146 (2%)	0	24 (3%)	2394 (2%)			
8	Number Of Cases Where Disciplinary Action Taken Against Any Officer In Respect Of Administration Of RTI Act	0	0	0	0	0	0	0	0	0	0	0	0			
9	Fee(Application) Collected (Rs.)	230	570	540	199	680	20	3509	0	18604	7566	10	235821			
10	Addl.Charges Collected (Rs.)	0	0	230	0	1508	0	0	0	24154	0	0	83366			
11	Penalty Collected (Rs.)	0	0	0	0	0	0	0	0	0	0	0	0			
12	Total Amount Collected (Fee+Addl. Charges +Penalty) (Rs.)	230	570	770	199	2188	20	3509	0	42758	7566	10	319187			
13	No. CAPIO's Appointed (A)	4	0	0	0	3	0	8	0	87	0	5	0			
14	No. CPIO's Appointed (B)	4	16	0	22	1	2	3	0	507	28	5	0			
15	No. FAA's Appointed (C)	1	1	0	10	1	1	2	0	97	16	2	0			
16	Total (A+B+C)	9	17	0	32	5	3	13	0	691	44	12	0			
17	*	**	Section 8(1)	a	0	0	0	0	0	0	0	0	0	0		
18				b	0	0	0	0	0	0	0	0	0	0	0	
19				c	0	0	0	0	0	0	0	0	1	0	0	
20				d	0	0	0	0	0	0	0	0	14	0	0	
21				e	0	0	0	0	0	0	0	0	1	0	2	
22				f	0	0	0	0	0	0	0	0	0	0	0	
23				g	0	0	0	0	0	0	0	0	3	0	0	
24				h	0	0	0	0	0	0	0	0	5	0	16	
25				i	0	0	0	0	0	0	0	0	9	0	0	
26				j	0	0	0	0	0	0	0	0	25	0	0	
27				Other Sections	9	0	0	0	0	0	0	0	0	0	13	0
28				11	0	0	0	0	0	0	0	0	2	0	0	0
29				24	0	0	0	0	0	0	0	0	0	0	331	0
30	other	0	6	0	0	0	0	0	0	32	0	0	2311			
Total (17 to 30)		0	6	0	0	0	0	0	0	92	0	0	2673			

* No. of times various Provisions were invoked while Rejecting Requests

** Relevant Sections of RTI Act 2005

Note :- The above data has been compiled based on the Quarterly reports submitted by Public Authorities on AppComs Software which is completed after the end of the financial year. In case any public authority does not enter the data the same will not be reflected in our Software/Annual Report.

Sr. No	Ministry/Department/Organisation																		
		26.4	26.5	26.6	26.7	26.8	26.9	26.1	26.11	26.12	26.13	26.14	26.15	26.16	26.17	26.18			
		Office of The Welfare Commissioner, Allahabad	CGIT no. I, Dhanbad	CGIT no.II, Mumbai	Office of the DY. CLC(C), Chennai	Directorate General of Mines Safety	Central Board for Workers Education	Directorate General Factory Advice Service and Labour Institutes	Employees State Insurance Corporation	Central Government Industrial Tribunal-cum-Labour Court, Guwahati	Office of the RL(C), Ranchi	Office of the RL(C), Patna	Central Government Industrial Tribunal-cum-Labour Court, Kolkata	Office of the Welfare Commissioner, Koderma	CGIT no. II, Delhi	V.V. Giri National Labour Institute			
1	Opening Balance Of Requests Received Under RTI (As On 1st April)	0	0	0	0	5	0	3	229	4	0	6	8	1	0	2			
2	No.Of Requests Received	48	10	35	79	563	108	127	8727	23	2	22	14	20	0	94			
3	Total No.Of Requests (Column 1+2)	48	10	35	79	568	108	130	8956	27	2	28	22	21	0	96			
4	No. Of Cases Transferred To Other PAs U/S 6(3)	1	0	6	27	14	0	1	82	2	0	1	9	0	0	1			
5	Total No.Of Appeals Received	0	0	3	0	77	4	23	927	0	0	0	0	0	0	0			
6	Total No.Of Appeals Disposed	0	0	3	0	74	4	23	917	0	0	0	0	0	0	0			
7	Decisions Where Applications For Information Rejected	0	0	1 (3%)	0	25 (4%)	0	9 (7%)	107 (1%)	0	0	7 (32%)	0	0	0	0			
8	Number Of Cases Where Disciplinary Action Taken Against Any Officer In Respect Of Administration Of RTI Act	0	0	0	0	0	1	0	0	0	0	0	0	0	0	0			
9	Fee(Application) Collected (Rs.)	70	0	210	280	1600	50	50	38300	0	0	190	10	0	0	10			
10	Addl.Charges Collected (Rs.)	0	0	29	0	841	0	64	11890	0	0	0	0	0	0	0			
11	Penalty Collected (Rs.)	0	0	0	0	0	0	0	0	0	0	0	0	0	0	0			
12	Total Amount Collected (Fee+Addl. Charges +Penalty) (Rs.)	70	0	239	280	2441	50	114	50190	0	0	190	10	0	0	10			
13	No. CAPIO's Appointed (A)	0	1	0	0	9	1	16	0	0	0	0	1	0	0	0			
14	No. CPIO's Appointed (B)	0	0	1	1	9	1	1	114	1	1	0	1	0	0	1			
15	No. FAA's Appointed (C)	0	1	1	0	1	0	1	109	1	0	0	0	0	0	1			
16	Total (A+B+C)	0	2	2	1	19	2	18	223	2	1	0	2	0	0	2			
17	*	**	Section 8(1)	a	0	0	0	0	0	0	0	1	0	0	0	0			
18				b	0	0	0	0	0	0	0	0	0	0	0	0	0	0	
19				c	0	0	0	0	0	0	0	0	0	0	0	0	0	0	
20				d	0	0	0	0	0	0	0	0	0	0	0	0	0	0	
21				e	0	0	0	0	0	0	0	2	0	0	0	0	0	0	
22				f	0	0	0	0	0	0	0	0	0	0	0	0	0	0	
23				g	0	0	0	0	0	0	0	0	0	0	0	0	0	0	
24				h	0	0	0	0	0	0	0	2	0	0	0	0	0	0	
25				i	0	0	0	0	0	0	0	0	0	0	0	0	0	0	
26				j	0	0	0	0	0	0	0	5	0	0	0	0	0	0	
27				9	0	0	0	0	0	0	0	0	0	0	0	0	0	0	
28				11	0	0	0	0	0	0	0	2	0	0	0	0	0	0	
29				24	0	0	0	0	0	0	0	0	0	0	0	0	0	0	
30	other	0	0	1	0	11	0	9	97	0	0	0	0	0	0				
Total (17 to 30)		0	0	1	0	11	0	9	109	0	0	0	0	0	0	0			

* No. of times various Provisions were invoked while Rejecting Requests

** Relevant Sections of RTI Act 2005

Note :- The above data has been compiled based on the Quarterly reports submitted by Public Authorities on AppComs Software which is completed after the end of the financial year. In case any public authority does not enter the data the same will not be reflected in our Software/Annual Report.

Sr. No	Ministry/Department/Organisation	26.19																
		26.19	26.20	26.21	26.22	26.23	26.24	26.25	26.26	26.27	26.28	26.29	26.30	26.31	26.32	26.33		
		Office of the Dy. CLC(C), Kanpur	Office of the Welfare Commissioner, Ajmer	Board of Arbitration	CGIT no. II, Dhanbad	Office of Dy. CLC(C), Bangalore	CGIT, Hyderabad	Central Government Industrial Tribunal cum Labour Court, Asansol	Labour Bureau	CGIT no. I, Delhi	Office of the RLC(C), Nagpur	Office of The Chief Labour Commissioner (Central)	Office of The Welfare Commissioner, Hyderabad	CGIT no. I, Mumbai	Office of the Dy. CLC, Asansole, Bardhaman	CGIT cum Labour Court, Earmakulam, Cochin		
1	Opening Balance Of Requests Received Under RTI (As On 1st April)	5	0	0	1	7	0	0	15	24	0	118	3	0	0	1		
2	No.Of Requests Received	101	28	1	10	50	3	14	257	10	32	2289	29	51	27	0		
3	Total No.Of Requests (Column 1+2)	106	28	1	11	57	3	14	272	34	32	2407	32	51	27	1		
4	No. Of Cases Transferred To Other PAs U/S 6(3)	2	0	0	0	0	0	0	23	0	8	361	0	0	0	0		
5	Total No.Of Appeals Received	31	2	0	0	4	0	0	16	0	0	155	1	0	0	0		
6	Total No.Of Appeals Disposed	31	2	0	0	1	0	0	13	0	0	155	1	0	0	0		
7	Decisions Where Applications For Information Rejected	0	0	0	0	0	0	0	0	0	0	79 (3%)	0	0	0	0		
8	Number Of Cases Where Disciplinary Action Taken Against Any Officer In Respect Of Administration Of RTI Act	0	0	0	0	0	0	0	0	0	0	0	0	0	0	0		
9	Fee(Application) Collected (Rs.)	720	60	0	0	480	0	0	230	0	110	7830	100	40	30	0		
10	Addl.Charges Collected (Rs.)	100	0	0	0	0	0	0	148	0	0	562	0	204	0	0		
11	Penalty Collected (Rs.)	0	0	0	0	0	0	0	0	0	0	0	0	0	0	0		
12	Total Amount Collected (Fee+Addl. Charges +Penalty) (Rs.)	820	60	0	0	480	0	0	378	0	110	8392	100	244	30	0		
13	No. CAPIO's Appointed (A)	0	1	0	0	0	0	0	7	0	6	0	0	1	1	0		
14	No. CPIO's Appointed (B)	0	1	2	0	1	1	1	1	1	1	59	1	0	1	1		
15	No. FAA's Appointed (C)	0	1	1	0	0	1	1	1	1	1	24	1	1	0	1		
16	Total (A+B+C)	0	3	3	0	1	2	2	9	2	8	83	2	2	2	2		
17	*	**	Section 8(1)	a	0	0	0	0	0	0	0	0	0	0	0	0		
18				b	0	0	0	0	0	0	0	0	0	0	0	0	0	0
19				c	0	0	0	0	0	0	0	0	0	0	0	0	0	0
20				d	0	0	0	0	0	0	0	0	0	0	0	0	0	0
21				e	0	0	0	0	0	0	0	0	0	0	0	0	0	0
22				f	0	0	0	0	0	0	0	0	0	0	0	0	0	0
23				g	0	0	0	0	0	0	0	0	0	0	0	0	0	0
24				h	0	0	0	0	0	0	0	0	0	0	0	1	0	0
25				i	0	0	0	0	0	0	0	0	0	0	0	0	0	0
26				j	0	0	0	0	0	0	0	0	0	0	0	0	0	0
27				9	0	0	0	0	0	0	0	0	0	0	0	0	0	0
28				11	0	0	0	0	0	0	0	0	0	0	0	0	0	0
29				24	0	0	0	0	0	0	0	0	0	0	0	0	0	0
30	other	0	0	0	0	0	0	0	0	0	0	0	0	0	0			
Total (17 to 30)		0	0	0	0	0	0	0	0	0	0	0	1	0	0	0		

* No. of times various Provisions were invoked while Rejecting Requests

** Relevant Sections of RTI Act 2005

Note :- The above data has been compiled based on the Quarterly reports submitted by Public Authorities on AppComs Software which is completed after the end of the financial year. In case any public authority does not enter the data the same will not be reflected in our Software/Annual Report.

Sr. No	Ministry/Department/Organisation		Ministry Total	Ministry of Law & Justice													
				Department of Legal Affairs													
			27	27.1	27.1.1	27.1.2	27.1.3	27.1.4	27.1.5	27.1.6	27.1.7	27.1.8	27.1.9	27.1.10	27.1.11	27.1.12	
				Department of Legal Affairs	Branch Sectt. Bangalore	Branch Sectt. Chennai	Branch Sectt. Kolkata	Law Commission of India	Bar Council of India	Income Tax Appellate Tribunal, Agra	Income Tax Appellate Tribunal, Ahmedabad	Income Tax Appellate Tribunal, Allahabad	Income Tax Appellate Tribunal, Amritsar	Income Tax Appellate Tribunal, Bangalore	Income Tax Appellate Tribunal, Chandigarh		
1	Opening Balance Of Requests Received Under RTI (As On 1st April)		9790	217	1	0	3	0	0	0	0	0	0	0	0	0	
2	No.Of Requests Received		118957	2149	2	63	36	166	1503	0	0	0	0	0	1	1	
3	Total No.Of Requests (Column 1+2)		128747	2366	3	63	39	166	1503	0	0	0	0	0	1	1	
4	No. Of Cases Transferred To Other PAs U/S 6(3)		7588	1008	0	10	23	102	44	0	0	0	0	0	1	1	
5	Total No.Of Appeals Received		6897	208	0	0	3	10	0	0	0	0	0	0	0	0	
6	Total No.Of Appeals Disposed		6380	7	0	0	0	8	0	0	0	0	0	0	0	0	
7	Decisions Where Applications For Information Rejected		2646 (2%)	9 (0%)	0	0	0	1 (1%)	0	0	0	0	0	0	0	0	
8	Number Of Cases Where Disciplinary Action Taken Against Any Officer In Respect Of Administration Of RTI Act		1	0	0	0	0	0	0	0	0	0	0	0	0	0	
9	Fee(Application) Collected (Rs.)		293767	7990	0	20	220	240	20892	0	0	0	0	0	0	0	
10	Addl.Charges Collected (Rs.)		97204	0	0	0	0	0	0	0	0	0	0	0	0	0	
11	Penalty Collected (Rs.)		0	0	0	0	0	0	0	0	0	0	0	0	0	0	
12	Total Amount Collected (Fee+Addl. Charges +Penalty) (Rs.)		390971	7990	0	20	220	240	20892	0	0	0	0	0	0	0	
13	No. CAPIO's Appointed (A)		49	0	0	1	0	0	0	0	1	1	1	0	1		
14	No. CPIO's Appointed (B)		235	12	1	1	1	2	5	0	1	1	0	0	1		
15	No. FAA's Appointed (C)		167	5	1	1	1	1	1	0	1	1	1	0	1		
16	Total (A+B+C)		451	17	2	3	2	3	6	0	3	3	2	0	3		
17	*	**	a	1	0	0	0	0	0	0	0	0	0	0	0	0	
18			b	0	0	0	0	0	0	0	0	0	0	0	0	0	0
19			c	0	0	0	0	0	0	0	0	0	0	0	0	0	0
20			d	0	0	0	0	0	0	0	0	0	0	0	0	0	0
21			e	4	0	0	0	0	0	0	0	0	0	0	0	0	0
22			f	0	0	0	0	0	0	0	0	0	0	0	0	0	0
23			g	0	0	0	0	0	0	0	0	0	0	0	0	0	0
24			h	19	0	0	0	0	0	0	0	0	0	0	0	0	0
25			i	0	0	0	0	0	0	0	0	0	0	0	0	0	0
26			j	5	0	0	0	0	0	0	0	0	0	0	0	0	0
27			Section 8(1)		9	0	0	0	0	0	0	0	0	0	0	0	0
28			Other Sections		11	0	0	0	0	0	0	0	0	0	0	0	0
29					24	0	0	0	0	0	0	0	0	0	0	0	0
30	other		2429	9	0	0	0	0	0	0	0	0	0	0	0		
Total (17 to 30)			2804	9	0	0	0	0	0	0	0	0	0	0	0		

* No. of times various Provisions were invoked while Rejecting Requests

** Relevant Sections of RTI Act 2005

Note :- The above data has been compiled based on the Quarterly reports submitted by Public Authorities on AppComs Software which is completed after the end of the financial year. In case any public authority does not enter the data the same will not be reflected in our Software/Annual Report.

Sr. No	Ministry/Department/Organisation																			
	Income Tax Appellate Tribunal, Chennai	Income Tax Appellate Tribunal, Cuttack	Income Tax Appellate Tribunal, Delhi	Income Tax Appellate Tribunal, Hyderabad	Income Tax Appellate Tribunal, Indore	Income Tax Appellate Tribunal, Jabalpur	Income Tax Appellate Tribunal, Jodhpur	Income Tax Appellate Tribunal, Jaipur	Income Tax Appellate Tribunal, Kolkata	Income Tax Appellate Tribunal, Lucknow	Income Tax Appellate Tribunal, Mumbai	Income Tax Appellate Tribunal, Nagpur	Income Tax Appellate Tribunal, Panaji	Income Tax Appellate Tribunal, Patna	Income Tax Appellate Tribunal, Pune	Income Tax Appellate Tribunal, Raipur	Income Tax Appellate Tribunal, Rajkot	Income Tax Appellate Tribunal, Surat		
	27.1.13	27.1.14	27.1.15	27.1.16	27.1.17	27.1.18	27.1.19	27.1.20	27.1.21	27.1.22	27.1.23	27.1.24	27.1.25	27.1.26	27.1.27	27.1.28	27.1.29	27.1.30		
1	Opening Balance Of Requests Received Under RTI (As On 1st April)																			
2	No.Of Requests Received																			
3	Total No.Of Requests (Column 1+2)																			
4	No. Of Cases Transferred To Other PAs U/S 6(3)																			
5	Total No.Of Appeals Received																			
6	Total No.Of Appeals Disposed																			
7	Decisions Where Applications For Information Rejected																			
8	Number Of Cases Where Disciplinary Action Taken Against Any Officer In Respect Of Administration Of RTI Act																			
9	Fee(Application) Collected (Rs.)																			
10	Addl.Charges Collected (Rs.)																			
11	Penalty Collected (Rs.)																			
12	Total Amount Collected (Fee+Addl. Charges +Penalty) (Rs.)																			
13	No. CAPIO's Appointed (A)																			
14	No. CPIO's Appointed (B)																			
15	No. FAA's Appointed (C)																			
16	Total (A+B+C)																			
17	*	**	Section 8(1)																	
18			a	0	0	0	0	0	0	0	0	0	0	0	0	0	0	0	0	
19			b	0	0	0	0	0	0	0	0	0	0	0	0	0	0	0	0	0
20			c	0	0	0	0	0	0	0	0	0	0	0	0	0	0	0	0	0
21			d	0	0	0	0	0	0	0	0	0	0	0	0	0	0	0	0	0
22			e	0	0	0	0	0	0	0	0	0	0	0	0	0	0	0	0	0
23			f	0	0	0	0	0	0	0	0	0	0	0	0	0	0	0	0	0
24			g	0	0	0	0	0	0	0	0	0	0	0	0	0	0	0	0	0
25			h	0	0	0	0	0	0	0	0	0	0	0	0	0	0	0	0	0
26			i	0	0	0	0	0	0	0	0	0	0	0	0	0	0	0	0	0
27			j	0	0	0	0	0	0	0	0	0	0	0	0	0	0	0	0	0
28			Other Sections																	
28			9	0	0	0	0	0	0	0	0	0	0	0	0	0	0	0	0	0
28	11	0	0	0	0	0	0	0	0	0	0	0	0	0	0	0	0	0		
29	24	0	0	0	0	0	0	0	0	0	0	0	0	0	0	0	0	0		
30	other	0	0	0	0	0	0	0	0	0	0	0	0	0	0	1	0	0		
Total (17 to 30)		0	0	0	0	0	0	0	0	0	0	0	0	0	0	1	0	0		

* No. of times various Provisions were invoked while Rejecting Requests

** Relevant Sections of RTI Act 2005

Note :- The above data has been compiled based on the Quarterly reports submitted by Public Authorities on AppComs Software which is completed after the end of the financial year. In case any public authority does not enter the data the same will not be reflected in our Software/Annual Report.

Sr. No	Ministry/Department/Organisation		27.1.31		27.2	27.2.1	27.2.2	27.2.3	27.2.4	27.2.5	27.2.6	27.2.7	27.2.8	27.2.9	
			Income Tax Appellate Tribunal, Visakhapatnam	Department Total											Department of Justice
1	Opening Balance Of Requests Received Under RTI (As On 1st April)		0	228		5	0	305	8	2	5	63	1	4	
2	No.Of Requests Received		0	3965		3325	114	1123	268	105	306	20	28	67	
3	Total No.Of Requests (Column 1+2)		0	4193		3330	114	1428	276	107	311	83	29	71	
4	No. Of Cases Transferred To Other PAs U/S 6(3)		0	1191		2041	62	173	21	10	40	0	0	0	
5	Total No.Of Appeals Received		0	224		64	10	57	30	2	77	0	0	0	
6	Total No.Of Appeals Disposed		0	16		64	10	19	0	2	2	0	0	0	
7	Decisions Where Applications For Information Rejected		0	11 (0%)		0	17 (15%)	178 (16%)	141 (53%)	2 (2%)	54 (18%)	9 (45%)	0	3 (4%)	
8	Number Of Cases Where Disciplinary Action Taken Against Any Officer In Respect Of Administration Of RTI Act		0	0		0	0	0	0	0	0	0	0	0	
9	Fee(Application) Collected (Rs.)		0	29562		1030	880	37430	2410	340	9464	50	180	510	
10	Addl.Charges Collected (Rs.)		0	300		0	0	0	4967	365	1125	0	0	1040	
11	Penalty Collected (Rs.)		0	0		0	0	0	0	0	0	0	0	0	
12	Total Amount Collected (Fee+Addl. Charges +Penalty) (Rs.)		0	29862		1030	880	37430	7377	705	10589	50	180	1550	
13	No. CAPIO's Appointed (A)		1	15		1	1	1	0	1	1	0	0	0	
14	No. CPIO's Appointed (B)		1	36		9	1	1	1	1	1	0	1	0	
15	No. FAA's Appointed (C)		1	24		9	1	1	1	1	1	0	0	0	
16	Total (A+B+C)		3	75		19	3	3	2	3	3	0	1	0	
17	*	**	Section 8(1)	a	0	0	0	0	0	0	1	0	0	0	
18				b	0	0	0	0	1	0	0	0	0	0	0
19				c	0	0	0	0	0	0	0	0	0	0	0
20				d	0	0	0	0	0	0	1	0	0	0	0
21				e	0	0	0	0	0	0	14	0	1	0	0
22				f	0	0	0	0	0	0	0	0	0	0	0
23				g	0	0	0	0	0	10	0	1	0	0	0
24				h	0	0	0	0	0	0	2	1	1	0	0
25				i	0	0	0	0	0	0	0	0	0	0	0
26				j	0	0	0	0	0	0	13	0	14	0	0
27				9	0	0	0	0	0	0	0	0	0	0	0
28				11	0	0	0	0	0	0	0	0	0	0	0
29				24	0	0	0	0	0	0	0	0	0	0	0
30	other	0	10	0	0	17	178	8	0	47	1	0	0		
Total (17 to 30)				0	10	0	17	178	48	2	65	1	0	0	

* No. of times various Provisions were invoked while Rejecting Requests

** Relevant Sections of RTI Act 2005

Note :- The above data has been compiled based on the Quarterly reports submitted by Public Authorities on AppComs Software which is completed after the end of the financial year. In case any public authority does not enter the data the same will not be reflected in our Software/Annual Report.

Sr. No	Ministry/Department/Organisation		27.2.10		27.3	27.3.1			28	28.1 to 28.5				
			High Court of Lucknow Bench	Department Total		Legislative Department	Department Total	Ministry Total		Ministry of Corporate Affairs	Official Liquidator, Hyderabad	Competition Commission of India	Institute of Chartered Accountants of India	Institute of Companies Secretaries of India
1	Opening Balance Of Requests Received Under RTI (As On 1st April)		13	406	39	39	673	10	2	260	1354	1422		
2	No.Of Requests Received		97	5453	1355	1355	10773	2177	13	143	50490	2326		
3	Total No.Of Requests (Column 1+2)		110	5859	1394	1394	11446	2187	15	403	51844	3748		
4	No. Of Cases Transferred To Other PAs U/S 6(3)		15	2362	289	289	3842	1044	0	13	6	43		
5	Total No.Of Appeals Received		14	254	106	106	584	59	1	10	4010	163		
6	Total No.Of Appeals Disposed		0	97	106	106	219	6	0	10	1078	69		
7	Decisions Where Applications For Information Rejected		76 (78%)	480 (9%)	0	0	491 (5%)	5 (0%)	3 (23%)	0	95 (0%)	0		
8	Number Of Cases Where Disciplinary Action Taken Against Any Officer In Respect Of Administration Of RTI Act		0	0	0	0	0	0	0	0	0	0		
9	Fee(Application) Collected (Rs.)		1300	53594	920	920	84076	2906	50	1230	1050	22730		
10	Addl.Charges Collected (Rs.)		30	7527	0	0	7827	6585	340	80	2528	23922		
11	Penalty Collected (Rs.)		0	0	0	0	0	0	0	0	0	0		
12	Total Amount Collected (Fee+Addl. Charges +Penalty) (Rs.)		1330	61121	920	920	91903	9491	390	1310	3578	46652		
13	No. CAPIO's Appointed (A)		1	6	1	1	22	0	1	1	7	0		
14	No. CPIO's Appointed (B)		1	16	1	1	53	3	1	1	3	2		
15	No. FAA's Appointed (C)		1	15	1	1	40	2	1	1	1	1		
16	Total (A+B+C)		3	37	3	3	115	5	3	3	11	3		
17	*	**	Section 8(1)	a	0	1	0	0	1	0	0	0	0	
18				b	0	1	0	0	1	0	0	0	0	0
19				c	0	0	0	0	0	0	0	0	0	0
20				d	0	1	0	0	1	0	0	12	3	0
21				e	0	15	0	0	15	0	0	7	3	2
22				f	0	0	0	0	0	0	0	0	0	0
23				g	0	11	0	0	11	0	0	0	0	0
24				h	0	4	0	0	4	5	0	8	4	3
25				i	0	0	0	0	0	0	0	0	0	0
26				j	0	27	0	0	27	0	0	6	42	7
27				9	0	0	0	0	0	0	0	0	0	0
28				11	0	0	0	0	0	0	0	0	1	0
29				24	0	0	0	0	0	0	0	0	0	0
30	other	76	327	0	0	337	0	4	0	42	32			
Total (17 to 30)			76	387	0	0	397	5	4	33	95	44		

* No. of times various Provisions were invoked while Rejecting Requests

** Relevant Sections of RTI Act 2005

Note :- The above data has been compiled based on the Quarterly reports submitted by Public Authorities on AppComs Software which is completed after the end of the financial year. In case any public authority does not enter the data the same will not be reflected in our Software/Annual Report.

Sr. No	Ministry/Department/Organisation	28.6	28.7	28.8	28.9	28.10	28.11	28.12	28.13	28.14	28.15	28.16	28.17	28.18	28.19	28.20	
		Institute of Cost Accountants of India	Official Liquidator, Jodhpur	Official Liquidator, Chandigarh	Official Liquidator, Delhi	Registrar of Companies & Official Liquidator, Goa	Official Liquidator, Gujarat	Official Liquidator, Guwahati	Registrar of Companies & Official Liquidator, Jharkhand	Official Liquidator, Kerala	Official Liquidator, Madhya Pradesh	Official Liquidator, Maharashtra	Official Liquidator, Nagpur	Official Liquidator, Tamil Nadu	Official Liquidator, Uttar Pradesh	Official Liquidator, West Bengal	
1	Opening Balance Of Requests Received Under RTI (As On 1st April)	322	0	4	11	0	0	0	0	0	2	0	0	0	1	4	
2	No.Of Requests Received	1312	7	25	120	108	46	0	99	20	23	144	6	115	67	36	
3	Total No.Of Requests (Column 1+2)	1634	7	29	131	108	46	0	99	20	25	144	6	115	68	40	
4	No. Of Cases Transferred To Other PAs U/S 6(3)	935	0	0	2	2	0	0	0	0	0	0	0	7	0	0	
5	Total No.Of Appeals Received	80	0	0	15	1	6	0	5	0	4	18	3	6	12	5	
6	Total No.Of Appeals Disposed	80	0	0	13	1	6	0	5	0	4	18	3	4	12	3	
7	Decisions Where Applications For Information Rejected	45 (3%)	0	0	0	0	0	0	0	0	0	0	0	5 (4%)	0	0	
8	Number Of Cases Where Disciplinary Action Taken Against Any Officer In Respect Of Administration Of RTI Act	0	0	0	0	0	0	0	0	0	0	0	0	0	0	0	
9	Fee(Application) Collected (Rs.)	12092	0	80	780	190	570	0	30	180	160	1280	30	1010	270	730	
10	Addl.Charges Collected (Rs.)	0	0	0	0	138	0	0	0	370	924	400	0	310	2100	75	
11	Penalty Collected (Rs.)	0	0	0	0	0	0	0	0	0	0	0	0	0	0	0	
12	Total Amount Collected (Fee+Addl. Charges +Penalty) (Rs.)	12092	0	80	780	328	570	0	30	550	1084	1680	30	1320	2370	805	
13	No. CAPIO's Appointed (A)	0	1	1	1	1	1	0	1	1	1	1	1	1	1	0	
14	No. CPIO's Appointed (B)	2	1	1	1	1	1	1	1	1	1	1	1	1	1	0	
15	No. FAA's Appointed (C)	1	1	1	1	1	1	1	1	1	1	1	1	1	1	0	
16	Total (A+B+C)	3	3	3	3	3	3	2	3	3	3	3	3	3	3	0	
17	*	**	Section 8(1)	a	0	0	0	0	0	0	0	0	0	0	0	0	
18				b	0	0	0	0	0	0	0	0	0	0	0	0	0
19				c	0	0	0	0	0	0	0	0	0	0	0	0	0
20				d	0	0	0	0	0	0	0	0	0	0	0	0	0
21				e	0	0	0	0	0	0	0	0	0	0	0	0	0
22				f	0	0	0	0	0	0	0	0	0	0	0	0	0
23				g	0	0	0	0	0	0	0	0	0	0	0	0	0
24				h	0	0	0	0	0	0	0	0	0	0	0	0	0
25				i	0	0	0	0	0	0	0	0	0	0	0	0	0
26				j	3	0	0	0	0	0	0	0	0	0	0	0	0
27				Other Sections	9	0	0	0	0	0	0	0	0	0	0	0	0
28				11	0	0	0	0	0	0	0	0	0	0	0	0	0
29				24	0	0	0	0	0	0	0	0	0	0	0	0	0
30	other	28	0	0	0	0	0	0	0	0	0	0	0	0			
Total (17 to 30)		31	0	0	0	0	0	0	0	0	0	0	0	0	0		

* No. of times various Provisions were invoked while Rejecting Requests

** Relevant Sections of RTI Act 2005

Note :- The above data has been compiled based on the Quarterly reports submitted by Public Authorities on AppComs Software which is completed after the end of the financial year. In case any public authority does not enter the data the same will not be reflected in our Software/Annual Report.

Sr. No	Ministry/Department/Organisation		28.21													28.22	28.23	28.24	28.25	28.26	28.27	28.28	28.29	28.30	28.31	28.32	28.33	28.34	28.35
			Regional Director (SER), Hyderabad	Regional Director (ER), Kolkata	Regional Director (NER), Guwahati	Regional Director (NR), New Delhi	Regional Director (NWR), Ahmedabad	Regional Director (SR), Chennai	Regional Director (WR), Mumbai	Registrar of Companies cum Official Liquidator Chhattisgarh	Registrar of Companies, Bengaluru	Registrar of Companies, Coimbatore	Registrar of Companies, Delhi and Haryana	Registrar of Companies, Gujarat	Registrar of Companies, Gwalior	Registrar of Companies & Official Liquidator, Jammu	Registrar of Companies, Kochi												
1	Opening Balance Of Requests Received Under RTI (As On 1st April)		0	0	0	39	4	0	0	5	32	20	35	1	0	0	0												
2	No.Of Requests Received		71	43	33	337	112	144	156	66	235	110	711	158	138	32	166												
3	Total No.Of Requests (Column 1+2)		71	43	33	376	116	144	156	71	267	130	746	159	138	32	166												
4	No. Of Cases Transferred To Other PAs U/S 6(3)		23	29	33	103	71	89	113	0	18	0	124	4	3	0	0												
5	Total No.Of Appeals Received		6	0	0	12	6	9	13	0	28	2	84	10	11	1	1												
6	Total No.Of Appeals Disposed		6	0	0	12	6	9	12	0	28	2	70	10	11	1	1												
7	Decisions Where Applications For Information Rejected		0	0	0	19 (6%)	0	1 (1%)	0	0	2 (1%)	0	0	0	4 (3%)	1 (3%)	0												
8	Number Of Cases Where Disciplinary Action Taken Against Any Officer In Respect Of Administration Of RTI Act		0	0	0	0	0	0	0	0	0	0	0	0	0	0	0												
9	Fee(Application) Collected (Rs.)		390	20	0	570	70	740	60	160	420	30	0	60	410	0	730												
10	Addl.Charges Collected (Rs.)		0	0	0	50	160	28	40	0	22	0	0	0	0	0	1560												
11	Penalty Collected (Rs.)		0	0	0	0	0	0	0	0	0	0	0	0	0	0	0												
12	Total Amount Collected (Fee+Addl. Charges +Penalty) (Rs.)		390	20	0	620	230	768	100	160	442	30	0	60	410	0	2290												
13	No. CAPIO's Appointed (A)		0	1	1	0	1	0	0	0	1	1	1	0	1	1	1												
14	No. CPIO's Appointed (B)		1	1	1	1	1	0	1	1	1	1	1	0	1	1	1												
15	No. FAA's Appointed (C)		0	1	1	1	1	1	0	1	1	1	1	0	1	1	1												
16	Total (A+B+C)		1	3	3	2	3	2	0	2	3	3	3	0	3	3	3												
17	*	**	Section 8(1)	a	0	0	0	0	0	0	0	0	0	0	0	0	0												
18				b	0	0	0	0	0	0	0	0	0	0	0	0	0	0	0										
19				c	0	0	0	0	0	0	0	0	0	0	0	0	0	0	0										
20				d	0	0	0	0	0	0	0	0	0	0	0	0	0	1	0	0									
21				e	0	0	0	0	0	0	0	0	0	0	0	0	0	0	0	0									
22				f	0	0	0	0	0	0	0	0	0	0	0	0	0	0	0	0									
23				g	0	0	0	0	0	0	0	0	0	0	0	0	0	0	0	0									
24				h	0	0	0	7	0	1	0	0	0	0	0	0	0	3	0	0									
25				i	0	0	0	0	0	0	0	0	0	0	0	0	0	0	0	0									
26				j	0	0	0	5	0	0	0	0	0	0	0	0	0	0	0	0									
27				9	0	0	0	0	0	0	0	0	0	0	0	0	0	0	0	0									
28				11	0	0	0	0	0	0	0	0	0	0	0	0	0	0	0	0									
29				24	0	0	0	0	0	0	0	0	0	0	0	0	0	0	0	0									
30	other	0	0	0	7	0	0	0	0	2	0	0	0	0	0	0	0												
Total (17 to 30)			0	0	0	19	0	1	0	0	2	0	0	0	4	0	0												

* No. of times various Provisions were invoked while Rejecting Requests

** Relevant Sections of RTI Act 2005

Note :- The above data has been compiled based on the Quarterly reports submitted by Public Authorities on AppComs Software which is completed after the end of the financial year. In case any public authority does not enter the data the same will not be reflected in our Software/Annual Report.

Sr. No	Ministry/Department/Organisation		28.36	28.37	28.38	28.39	28.40	28.41	28.42	28.43	28.44	28.45	28.46	28.47	28.48	28.49			
			Registrar of Companies, Mumbai	Registrar of Companies & Official Liquidator, Orissa	Registrar of Companies, Puducherry	Registrar of Companies, Pune	Registrar of Companies, Punjab	Registrar of Companies & Official Liquidator, Rajasthan	Registrar of Companies, Tamil Nadu	Registrar of Companies, UP(Kanpur)	Registrar of Companies, West Bengal	Registrar of Companies & Official Liquidator, Bihar	Registrar of Companies & Official Liquidator, Uttarakhnad	Serious Fraud Investigation Office	National Company Law Appellate Tribunal	Registrar of Companies & Official Liquidator, Himachal Pradesh			
1	Opening Balance Of Requests Received Under RTI (As On 1st April)		72	6	12	3	1	0	18	314	0	0	9	0	5	0			
2	No.Of Requests Received		675	128	149	87	171	82	335	135	381	138	100	263	44	80			
3	Total No.Of Requests (Column 1+2)		747	134	161	90	172	82	353	449	381	138	109	263	49	80			
4	No. Of Cases Transferred To Other PAs U/S 6(3)		41	6	0	0	0	1	2	3	1	1	0	24	14	0			
5	Total No.Of Appeals Received		82	13	0	5	5	14	30	5	65	9	3	18	2	1			
6	Total No.Of Appeals Disposed		80	11	0	5	5	14	30	5	65	9	3	18	2	1			
7	Decisions Where Applications For Information Rejected		197 (29%)	5 (4%)	0	2 (2%)	0	0	0	0	0	0	0	0	0	0			
8	Number Of Cases Where Disciplinary Action Taken Against Any Officer In Respect Of Administration Of RTI Act		0	0	0	0	0	0	1	0	0	0	0	0	0	0			
9	Fee(Application) Collected (Rs.)		2930	220	590	40	390	260	1640	130	1370	440	150	1910	420	270			
10	Addl.Charges Collected (Rs.)		156	0	2016	0	0	0	0	0	150	0	110	64	0	0			
11	Penalty Collected (Rs.)		0	0	0	0	0	0	1	0	100	0	0	0	0	0			
12	Total Amount Collected (Fee+Addl. Charges +Penalty) (Rs.)		3086	220	2606	40	390	260	1641	130	1620	440	260	1974	420	270			
13	No. CAPIO's Appointed (A)		1	1	1	1	1	1	1	0	1	1	0	0	6	1			
14	No. CPIO's Appointed (B)		1	1	1	1	1	1	1	1	1	1	1	1	1	1			
15	No. FAA's Appointed (C)		1	1	1	1	1	1	1	0	1	1	1	1	1	1			
16	Total (A+B+C)		3	3	3	3	3	3	3	1	3	3	2	2	8	3			
17	*	**	Section 8(1)	a	0	0	0	0	0	0	0	0	0	0	0	0			
18				b	0	0	0	0	0	0	0	0	0	0	0	0	0	0	
19				c	0	0	0	0	0	0	0	0	0	0	0	0	0	0	
20				d	0	0	0	0	0	0	0	0	0	0	0	0	0	0	
21				e	0	0	0	0	0	0	0	0	0	0	0	0	0	0	
22				f	0	0	0	0	0	0	0	0	0	0	0	0	0	0	
23				g	0	0	0	0	0	0	0	0	0	0	0	0	0	0	
24				h	0	0	0	0	0	0	0	0	0	0	0	0	0	0	
25				i	0	0	0	0	0	0	0	0	0	0	0	0	0	0	
26				j	0	0	0	0	0	0	0	0	0	0	0	0	0	0	
27				Other Sections	9	0	0	0	0	0	0	0	0	0	0	0	0	0	0
28					11	0	0	0	0	0	0	0	0	0	0	0	0	0	0
29					24	0	0	0	0	0	0	0	0	0	0	0	0	0	0
30	other	0	0		0	0	0	0	0	0	0	0	0	0	0	0			
Total (17 to 30)			0	0	0	0	0	0	0	0	0	0	0	0	0	0			

* No. of times various Provisions were invoked while Rejecting Requests

** Relevant Sections of RTI Act 2005

Note :- The above data has been compiled based on the Quarterly reports submitted by Public Authorities on AppComs Software which is completed after the end of the financial year. In case any public authority does not enter the data the same will not be reflected in our Software/Annual Report.

Sr. No	Ministry/Department/Organisation												28.50	28.51	28.52	28.53	28.54	28.55	28.56	28.57	28.58	28.59	Ministry Total	29
	National Company Law Tribunal, Principal Bench, Delhi	National Company Law Tribunal, Ahmedabad Bench	National Company Law Tribunal, Bengaluru Bench	National Company Law Tribunal, Chandigarh Bench	National Company Law Tribunal, Chennai Bench	National Company Law Tribunal, Guwahati Bench	National Company Law Tribunal, Kolkata Bench	National Company Law Tribunal, Mumbai Bench	Indian Institute of Corporate Affairs	Insolvency and Bankruptcy Board of India														
1	Opening Balance Of Requests Received Under RTI (As On 1st April)											16	5	0	0	0	4	0	52	0	7	4052		
2	No.Of Requests Received											167	29	11	50	10	10	93	81	15	310	63333		
3	Total No.Of Requests (Column 1+2)											183	34	11	50	10	14	93	133	15	317	67385		
4	No. Of Cases Transferred To Other PAs U/S 6(3)											8	0	0	0	1	0	2	0	0	4	2770		
5	Total No.Of Appeals Received											47	0	0	0	0	0	2	0	0	42	4924		
6	Total No.Of Appeals Disposed											45	0	0	0	0	0	2	0	0	6	1781		
7	Decisions Where Applications For Information Rejected											0	19 (66%)	0	40 (80%)	0	0	8 (9%)	0	8 (53%)	100 (32%)	559 (1%)		
8	Number Of Cases Where Disciplinary Action Taken Against Any Officer In Respect Of Administration Of RTI Act											0	0	0	0	1	0	0	0	0	0	2		
9	Fee(Application) Collected (Rs.)											230	0	70	350	20	0	790	50	0	2928	64226		
10	Addl.Charges Collected (Rs.)											0	0	0	0	0	0	5060	0	0	0	47188		
11	Penalty Collected (Rs.)											0	0	0	0	1	0	0	0	0	0	102		
12	Total Amount Collected (Fee+Addl. Charges +Penalty) (Rs.)											230	0	70	350	21	0	5850	50	0	2928	111516		
13	No. CAPIO's Appointed (A)											3	0	0	0	0	0	0	0	0	0	49		
14	No. CPIO's Appointed (B)											3	1	1	1	0	0	1	1	0	1	61		
15	No. FAA's Appointed (C)											0	1	1	1	0	0	1	0	0	1	50		
16	Total (A+B+C)											6	2	2	2	0	0	2	1	0	2	160		
17	*	**	Section 8(1)	a	0	0	0	0	0	0	0	0	0	0	0	0	0	0	0					
18				b	0	0	0	0	0	0	0	0	5	0	0	0	0	0	0	5				
19				c	0	0	0	0	0	0	0	0	0	0	0	0	0	0	0	0				
20				d	0	19	0	0	0	0	0	0	0	0	0	0	0	0	0	8	43			
21				e	0	0	0	0	0	0	0	0	0	0	0	0	0	0	0	0	12			
22				f	0	0	0	0	0	0	0	0	0	0	0	0	0	0	0	0	0			
23				g	0	0	0	0	0	0	0	0	0	0	0	0	0	0	0	0	0			
24				h	0	0	0	0	0	0	0	0	0	0	0	0	0	0	0	5	36			
25				i	0	0	0	0	0	0	0	0	0	0	0	0	0	0	0	0	0			
26				j	0	0	0	0	0	0	0	0	1	0	0	0	0	0	0	0	64			
27				9	0	0	0	0	0	0	0	0	0	0	0	0	0	0	0	0	0			
28				11	0	0	0	0	0	0	0	0	0	0	0	0	0	0	0	0	1			
29				24	0	0	0	0	0	0	0	0	0	0	0	0	0	0	0	0	0			
30	other	0	0	0	0	0	0	0	0	2	0	0	0	0	0	87	204							
Total (17 to 30)				0	19	0	0	0	0	0	8	0	0	0	100	365								

Ministry of New & Renewable Energy

* No. of times various Provisions were invoked while Rejecting Requests

** Relevant Sections of RTI Act 2005

Note :- The above data has been compiled based on the Quarterly reports submitted by Public Authorities on AppComs Software which is completed after the end of the financial year. In case any public authority does not enter the data the same will not be reflected in our Software/Annual Report.

Sr. No	Ministry/Department/Organisation							29.1	29.2	29.3	29.4	29.5	29.6	30	30.1	30.2	30.3	30.4	30.5	30.6	30.7	
																						Ministry of New and Renewable Energy
1	Opening Balance Of Requests Received Under RTI (As On 1st April)							26	27	29	0	0	4	86	8	0	0	0	0	128	0	
2	No.Of Requests Received							570	94	132	12	40	16	864	30	30	6	1	16	422	138	
3	Total No.Of Requests (Column 1+2)							596	121	161	12	40	20	950	38	30	6	1	16	550	138	
4	No. Of Cases Transferred To Other PAs U/S 6(3)							64	18	1	0	5	0	88	0	0	2	0	4	49		
5	Total No.Of Appeals Received							85	14	13	0	5	11	128	1	0	0	0	1	57	2	
6	Total No.Of Appeals Disposed							82	6	9	0	5	11	113	1	0	0	0	1	48	2	
7	Decisions Where Applications For Information Rejected							2 (0%)	14 (15%)	0	0	0	0	16 (2%)	0	0	0	0	0	1 (0%)	0	
8	Number Of Cases Where Disciplinary Action Taken Against Any Officer In Respect Of Administration Of RTI Act							0	0	0	0	1	0	1	0	0	0	0	0	0	0	
9	Fee(Application) Collected (Rs.)							550	120	980	0	1	140	1791	200	110	0	0	90	3450	580	
10	Addl.Charges Collected (Rs.)							308	0	0	0	0	0	308	568	20	0	0	35	822	50	
11	Penalty Collected (Rs.)							0	0	0	0	1	0	1	0	0	0	0	0	0	0	
12	Total Amount Collected (Fee+Addl. Charges +Penalty) (Rs.)							858	120	980	0	2	140	2100	768	130	0	0	125	4272	630	
13	No. CAPIO's Appointed (A)							0	0	0	2	1	0	3	0	1	1	1	0	0	0	
14	No. CPIO's Appointed (B)							47	1	1	1	1	1	52	1	1	1	1	1	10	1	
15	No. FAA's Appointed (C)							47	1	1	1	1	1	52	1	1	1	0	1	9	1	
16	Total (A+B+C)							94	2	2	4	3	2	107	2	3	3	2	2	19	2	
17	*	**	Section 8(1)	a	0	0	0	0	0	0	0	0	0	0	0	0	0	0	0	0		
18				b	0	0	0	0	0	0	0	0	0	0	0	0	0	0	0	0	0	0
19				c	0	0	0	0	0	0	0	0	0	0	0	0	0	0	0	0	0	0
20				d	0	11	0	0	0	0	0	0	0	0	11	0	0	0	0	0	0	0
21				e	0	0	0	0	0	0	0	0	0	0	0	0	0	0	0	0	0	0
22				f	0	0	0	0	0	0	0	0	0	0	0	0	0	0	0	0	0	0
23				g	0	0	0	0	0	0	0	0	0	0	0	0	0	0	0	0	0	0
24				h	0	0	0	0	0	0	0	0	0	0	0	0	0	0	0	0	0	0
25				i	0	0	0	0	0	0	0	0	0	0	0	0	0	0	0	0	0	0
26				j	0	0	0	0	0	0	0	0	0	0	0	0	0	0	0	0	1	0
27				9	0	0	0	0	0	0	0	0	0	0	0	0	0	0	0	0	0	0
28				11	0	0	0	0	0	0	0	0	0	0	0	0	0	0	0	0	0	0
29				24	0	0	0	0	0	0	0	0	0	0	0	0	0	0	0	0	0	0
30	other	0	3	0	0	0	0	0	0	0	0	3	0	0	0	0	0	0	1	0		
Total (17 to 30)				0	14	0	0	0	0	0	0	14	0	0	0	0	0	0	2	0		

* No. of times various Provisions were invoked while Rejecting Requests

** Relevant Sections of RTI Act 2005

Note :- The above data has been compiled based on the Quarterly reports submitted by Public Authorities on AppComs Software which is completed after the end of the financial year. In case any public authority does not enter the data the same will not be reflected in our Software/Annual Report.

Sr. No	Ministry/Department/Organisation				30.8	30.9	30.10			31						
					Indian National Centre for Ocean Information Services	Pr.AO, MoES	Centre for Marine Living Resources and Ecology				Ministry Total					
1	Opening Balance Of Requests Received Under RTI (As On 1st April)				5	0	10	151		675	675	20	20	698		
2	No.Of Requests Received				21	1	12	677		11686	11686	319	319	20561		
3	Total No.Of Requests (Column 1+2)				26	1	22	828		12361	12361	339	339	21259		
4	No. Of Cases Transferred To Other PAs U/S 6(3)				0	1	0	56		3536	3536	209	209	1829		
5	Total No.Of Appeals Received				1	0	0	62		2080	2080	4	4	1715		
6	Total No.Of Appeals Disposed				1	0	0	53		577	577	4	4	1467		
7	Decisions Where Applications For Information Rejected				0	0	0	1 (0%)		609 (5%)	609 (5%)	2 (1%)	2 (1%)	4 (0%)		
8	Number Of Cases Where Disciplinary Action Taken Against Any Officer In Respect Of Administration Of RTI Act				0	0	0	0		0	0	0	0	0		
9	Fee(Application) Collected (Rs.)				80	0	20	4530		112810	112810	220	220	104748		
10	Addl.Charges Collected (Rs.)				34	0	30	1559		0	0	0	0	24950		
11	Penalty Collected (Rs.)				0	0	0	0		0	0	0	0	0		
12	Total Amount Collected (Fee+Addl. Charges +Penalty) (Rs.)				114	0	50	6089		112810	112810	220	220	129698		
13	No. CAPIO's Appointed (A)				0	0	0	3		0	0	0	0	0		
14	No. CPIO's Appointed (B)				1	1	1	19		0	0	7	7	75		
15	No. FAA's Appointed (C)				1	1	1	17		0	0	4	4	36		
16	Total (A+B+C)				2	2	2	39		0	0	11	11	111		
17	*	**	Section 8(1)	a	0	0	0	0		3	3	0	0	0		
18				b	0	0	0	0		0	0	0	0	0	0	
19				c	0	0	0	0		0	0	0	0	0	0	
20				d	0	0	0	0		0	0	0	0	0	0	
21				e	0	0	0	0		0	0	4	4	0	0	0
22				f	0	0	0	0		0	0	0	0	0	0	0
23				g	0	0	0	0		0	0	1	1	0	0	0
24				h	0	0	0	0		0	0	4	4	0	0	2
25				i	0	0	0	0		0	0	2	2	0	0	0
26				j	0	0	0	1		0	0	68	68	0	0	1
27				9	0	0	0	0		0	0	0	0	0	0	0
28				11	0	0	0	0		0	0	0	0	0	0	0
29				24	0	0	0	0		0	0	0	0	0	0	0
30	other	0	0	0	1		0	0	423	423	2	2	1			
Total (17 to 30)					0	0	0	2		505	505	2	2	4		

* No. of times various Provisions were invoked while Rejecting Requests

** Relevant Sections of RTI Act 2005

Note :- The above data has been compiled based on the Quarterly reports submitted by Public Authorities on AppComs Software which is completed after the end of the financial year. In case any public authority does not enter the data the same will not be reflected in our Software/Annual Report.

Sr. No	Ministry/Department/Organisation	33.1.2	33.1.3	33.1.4	33.1.5	33.1.6	33.1.7	33.1.8	33.1.9	33.1.10	Department Total	33.2	33.2.1		
		Central Information Commission	CBI	Central Administrative Tribunal	Central Vigilance Commission	ISTM	LBSNAA	Staff Selection Commission	Union Public Service Commission	Indian Institute of Public Administration		Department of Administrative Reforms & PG			
1	Opening Balance Of Requests Received Under RTI (As On 1st April)	86	24	234	60	0	0	4286	137	0	5525		64		
2	No.Of Requests Received	1930	2715	1059	681	64	92	37317	5194	3	69616		1918		
3	Total No.Of Requests (Column 1+2)	2016	2739	1293	741	64	92	41603	5331	3	75141		1982		
4	No. Of Cases Transferred To Other PAs U/S 6(3)	183	1323	207	79	7	0	1155	187	0	4970		550		
5	Total No.Of Appeals Received	416	358	144	408	1	14	3580	456	0	7092		236		
6	Total No.Of Appeals Disposed	393	22	90	114	1	14	3538	420	0	6059		171		
7	Decisions Where Applications For Information Rejected	0	816 (30%)	10 (1%)	135 (20%)	0	0	0	367 (7%)	0	1332 (2%)		0		
8	Number Of Cases Where Disciplinary Action Taken Against Any Officer In Respect Of Administration Of RTI Act	0	0	0	0	0	0	0	0	0	0		0		
9	Fee(Application) Collected (Rs.)	5190	4581	1260	6310	260	760	215703	10036	30	348878		1000		
10	Addl.Charges Collected (Rs.)	1920	2220	4228	1758	0	158	64190	4806	0	104230		0		
11	Penalty Collected (Rs.)	0	0	0	0	0	0	0	0	0	0		0		
12	Total Amount Collected (Fee+Addl. Charges +Penalty) (Rs.)	7110	6801	5488	8068	260	918	279893	14842	30	453108		1000		
13	No. CAPIO's Appointed (A)	0	0	17	22	0	1	0	0	0	40		0		
14	No. CPIO's Appointed (B)	18	73	23	40	1	1	15	49	1	296		16		
15	No. FAA's Appointed (C)	1	73	17	1	1	1	6	13	0	149		11		
16	Total (A+B+C)	19	146	57	63	2	3	21	62	1	485		27		
17	*	**	Section 8(1)	a	0	1	0	0	0	0	0	0	1	0	
18				b	0	7	0	0	0	0	0	0	0	7	0
19				c	0	0	0	0	0	0	0	3	0	3	0
20				d	0	0	0	0	0	0	0	18	0	18	0
21				e	0	0	0	1	0	0	0	93	0	94	0
22				f	0	0	0	0	0	0	0	0	0	0	0
23				g	0	16	0	21	0	0	0	6	0	43	0
24				h	0	144	0	4	0	0	0	11	0	161	0
25				i	0	0	0	0	0	0	0	56	0	56	0
26				j	0	9	0	23	0	0	0	94	0	127	0
27				9	0	0	0	0	0	0	0	0	0	0	0
28				11	0	4	0	0	0	0	0	1	0	5	0
29				24	0	501	7	0	0	0	0	0	0	508	0
30	other	0	165	3	86	0	0	0	232	0	487	0			
Total (17 to 30)		0	847	10	135	0	0	0	514	0	1510		0		

* No. of times various Provisions were invoked while Rejecting Requests

** Relevant Sections of RTI Act 2005

Note :- The above data has been compiled based on the Quarterly reports submitted by Public Authorities on AppComs Software which is completed after the end of the financial year. In case any public authority does not enter the data the same will not be reflected in our Software/Annual Report.

Sr. No	Ministry/Department/Organisation			Department Total	33.3			34													
					33.3.1			34.1		34.2		34.3		34.4		34.5		34.6		34.7	
				Department of Pensions & Pensioners Welfare	Department Total	Ministry Total	Centre for High Technology (CHT)	Balmer Lawrie & Co. Ltd.	Chennai Petroleum Corporation Limited (CPCL)	Directorate General of Hydrocarbons	Engineers India Limited (EIL)	GAIL (India) Limited	GAIL Gas Limited								
1	Opening Balance Of Requests Received Under RTI (As On 1st April)			64	0	0	5589	0	21	11	39	7	18	2							
2	No.Of Requests Received			1918	421	421	71955	7	59	105	51	149	795	61							
3	Total No.Of Requests (Column 1+2)			1982	421	421	77544	7	80	116	90	156	813	63							
4	No. Of Cases Transferred To Other PAs U/S 6(3)			550	108	108	5628	0	0	0	0	5	50	2							
5	Total No.Of Appeals Received			236	24	24	7352	0	7	5	0	18	109	8							
6	Total No.Of Appeals Disposed			171	24	24	6254	0	6	5	0	17	107	8							
7	Decisions Where Applications For Information Rejected			0	2 (0%)	2 (0%)	1334 (2%)	0	0	0	0	28 (19%)	0	0							
8	Number Of Cases Where Disciplinary Action Taken Against Any Officer In Respect Of Administration Of RTI Act			0	0	0	0	0	0	0	0	0	0	0							
9	Fee(Application) Collected (Rs.)			1000	2590	2590	352468	0	30	750	20	1200	4780	140							
10	Addl.Charges Collected (Rs.)			0	984	984	105214	0	120	0	0	0	0	0							
11	Penalty Collected (Rs.)			0	0	0	0	0	0	0	0	0	0	0							
12	Total Amount Collected (Fee+Addl. Charges +Penalty) (Rs.)			1000	3574	3574	457682	0	150	750	20	1200	4780	140							
13	No. CAPIO's Appointed (A)			0	0	0	40	1	4	0	1	1	54	19							
14	No. CPIO's Appointed (B)			16	8	8	320	1	1	0	1	1	1	1							
15	No. FAA's Appointed (C)			11	2	2	162	1	1	0	1	1	20	1							
16	Total (A+B+C)			27	10	10	522	3	6	0	3	3	75	21							
17	*	**	Section 8(1)	a	0	0	1	0	0	0	0	0	0	0							
18				b	0	0	7	0	0	0	0	0	0	0	0	0					
19				c	0	0	3	0	0	0	0	0	0	0	0	0					
20				d	0	0	18	0	0	0	0	0	0	0	14	0	0				
21				e	0	0	94	0	0	0	0	0	0	0	5	0	0				
22				f	0	0	0	0	0	0	0	0	0	0	0	0	0				
23				g	0	0	43	0	0	0	0	0	0	0	0	0	0				
24				h	0	0	161	0	0	0	0	0	0	0	0	0	0				
25				i	0	0	56	0	0	0	0	0	0	0	0	0	0				
26				j	0	0	127	0	0	0	0	0	0	0	5	0	0				
27				9	0	0	0	0	0	0	0	0	0	0	0	0	0				
28				11	0	0	5	0	0	0	0	0	0	0	2	0	0				
29				24	0	0	508	0	0	0	0	0	0	0	0	0	0				
30	other	0	0	489	2	2	489	0	0	0	0	2	0	0							
Total (17 to 30)				0	2	2	1512	0	0	0	0	28	0	0							

* No. of times various Provisions were invoked while Rejecting Requests

** Relevant Sections of RTI Act 2005

Note :- The above data has been compiled based on the Quarterly reports submitted by Public Authorities on AppComs Software which is completed after the end of the financial year. In case any public authority does not enter the data the same will not be reflected in our Software/Annual Report.

Sr. No	Ministry/Department/Organisation																
	34.8	34.9	34.10	34.11	34.12	34.13	34.14	34.15	34.16	34.17	34.18	34.19	34.20				
	Hindustan Petroleum Corporation Limited (HPCL)	Indian Oil Corporation Limited (IOCL)	Mangalore Refinery and Petrochemicals Limited (MRPL)	Numaligarh Refinery Limited (NRL)	Oil & Natural Gas Corporation Limited (ONGC)	Oil India Limited (OIL)	Oil Industry Development Board (OIDB)	Oil Industry Safety Directorate (OISD) under MOPNG	ONGC Videsh Limited (OVL)	Petroleum and Natural Gas Regulatory Board (PNGRB)	Petroleum Conservation Research Association	Petroleum Planning & Analysis Cell (PPAC)	Bharat Petroleum Corporation Limited (BPCL)				
1	Opening Balance Of Requests Received Under RTI (As On 1st April)	120	438	43	6	17	7	0	2	1	394	4	0	20			
2	No.Of Requests Received	3033	5176	199	71	2007	271	14	11	28	192	5	145	3176			
3	Total No.Of Requests (Column 1+2)	3153	5614	242	77	2024	278	14	13	29	586	9	145	3196			
4	No. Of Cases Transferred To Other PAs U/S 6(3)	19	27	2	1	31	0	2	4	1	76	0	14	22			
5	Total No.Of Appeals Received	394	704	25	5	296	42	0	2	2	22	0	6	482			
6	Total No.Of Appeals Disposed	363	640	25	5	296	19	0	2	2	22	0	5	474			
7	Decisions Where Applications For Information Rejected	96 (3%)	138 (3%)	4 (2%)	3 (4%)	12 (1%)	21 (8%)	0	0	0	1 (1%)	0	0	257 (8%)			
8	Number Of Cases Where Disciplinary Action Taken Against Any Officer In Respect Of Administration Of RTI Act	0	0	0	0	0	0	0	0	0	0	0	0	0			
9	Fee(Application) Collected (Rs.)	24995	49755	1210	460	18470	550	50	90	10	1610	0	0	26905			
10	Addl.Charges Collected (Rs.)	1006	3858	100	90	958	304	0	0	12	174	0	0	0			
11	Penalty Collected (Rs.)	0	0	0	0	0	0	0	0	0	0	0	0	0			
12	Total Amount Collected (Fee+Addl. Charges +Penalty) (Rs.)	26001	53613	1310	550	19428	854	50	90	22	1784	0	0	26905			
13	No. CAPIO's Appointed (A)	0	41	2	0	0	8	0	0	1	1	1	1	0			
14	No. CPIO's Appointed (B)	220	41	1	1	23	8	0	1	1	5	1	1	0			
15	No. FAA's Appointed (C)	41	30	1	1	1	7	0	1	1	1	1	1	0			
16	Total (A+B+C)	261	112	4	2	24	23	0	2	3	7	3	3	0			
17	*	**	Section 8(1)	a	0	0	0	0	0	1	0	0	0	0	1		
18				b	0	0	0	0	0	0	0	0	0	0	0	3	
19				c	0	0	0	0	0	0	0	0	0	0	0	0	
20				d	48	47	12	2	1	5	0	0	0	1	0	0	96
21				e	4	39	0	0	1	0	0	0	0	0	0	0	18
22				f	0	0	0	0	0	0	0	0	0	0	0	0	1
23				g	0	5	0	0	0	0	0	0	0	0	0	0	3
24				h	1	7	0	0	0	0	0	0	0	0	0	0	14
25				i	1	0	0	0	0	0	0	0	0	0	0	0	0
26				j	23	31	15	1	3	2	0	0	0	0	0	0	128
27				9	0	0	0	0	0	0	0	0	0	0	0	0	0
28				11	5	0	0	0	0	0	0	0	0	0	0	0	0
29				24	0	0	0	0	0	0	0	0	0	0	0	0	0
30	other	28	44	0	0	11	13	0	0	0	55	0	0	49			
Total (17 to 30)		110	173	27	3	16	21	0	0	0	56	0	0	313			

* No. of times various Provisions were invoked while Rejecting Requests

** Relevant Sections of RTI Act 2005

Note :- The above data has been compiled based on the Quarterly reports submitted by Public Authorities on AppComs Software which is completed after the end of the financial year. In case any public authority does not enter the data the same will not be reflected in our Software/Annual Report.

Sr. No	Ministry/Department/Organisation				34.21	34.22	34.23	Ministry Total		35	35.1	36				
					Ministry of Petroleum & Natural Gas	Bharat Petro Resources Ltd & BPR/JPDA	Rajiv Gandhi Institute of Petroleum Technology (RCIPT)			NITI Aayog	Ministry Total					
1	Opening Balance Of Requests Received Under RTI (As On 1st April)				1569	0	0	2719	20	20	0	0	55	19	0	
2	No.Of Requests Received				1929	22	33	17539	1620	1620	398	184	294	953	79	
3	Total No.Of Requests (Column 1+2)				3498	22	33	20258	1640	1640	398	184	349	972	79	
4	No. Of Cases Transferred To Other PAs U/S 6(3)				865	2	0	1123	309	309	0	12	195	25	1	
5	Total No.Of Appeals Received				153	0	15	2295	77	77	55	15	33	70	0	
6	Total No.Of Appeals Disposed				128	0	12	2136	74	74	55	15	27	57	0	
7	Decisions Where Applications For Information Rejected				5 (0%)	0	0	565 (3%)	0	0	0	5 (3%)	0	12 (1%)	11 (14%)	
8	Number Of Cases Where Disciplinary Action Taken Against Any Officer In Respect Of Administration Of RTI Act				0	0	0	0	0	0	0	0	0	0	0	
9	Fee(Application) Collected (Rs.)				10790	0	110	141925	7560	7560	2760	870	2380	4860	450	
10	Addl.Charges Collected (Rs.)				1794	0	0	8416	210	210	8263	0	218	14284	0	
11	Penalty Collected (Rs.)				0	0	0	0	0	0	0	0	0	0	0	
12	Total Amount Collected (Fee+Addl. Charges +Penalty) (Rs.)				12584	0	110	150341	7770	7770	11023	870	2598	19144	450	
13	No. CAPIO's Appointed (A)				0	0	0	135	0	0	0	0	0	0	1	
14	No. CPIO's Appointed (B)				23	1	12	345	46	46	0	13	1	67	1	
15	No. FAA's Appointed (C)				16	1	1	129	22	22	0	2	1	55	1	
16	Total (A+B+C)				39	2	13	609	68	68	0	15	2	122	3	
17	*	**	Section 8(1)	a	0	0	0	2	2	2	0	0	0	0	0	
18				b	0	0	0	3	0	0	0	0	0	0	0	0
19				c	0	0	0	0	0	0	0	0	0	0	0	0
20				d	0	0	0	226	13	13	0	0	0	0	0	5
21				e	0	0	0	67	2	2	0	0	0	0	0	0
22				f	0	0	0	1	0	0	0	0	0	0	0	0
23				g	0	0	0	8	0	0	0	0	0	0	0	0
24				h	0	0	0	22	0	0	0	0	0	0	0	0
25				i	0	0	0	1	5	5	0	0	0	0	0	0
26				j	0	0	0	208	10	10	0	0	0	0	0	5
27				9	0	0	0	0	0	0	0	0	0	0	0	0
28				11	0	0	0	7	0	0	0	0	0	0	0	0
29				24	0	0	0	0	0	0	0	0	0	0	0	0
30	other	0	0	0	202	0	0	0	0	0	0	0	1	1		
Total (17 to 30)					0	0	0	747	32	32	0	0	0	1	11	

* No. of times various Provisions were invoked while Rejecting Requests

** Relevant Sections of RTI Act 2005

Note :- The above data has been compiled based on the Quarterly reports submitted by Public Authorities on AppComs Software which is completed after the end of the financial year. In case any public authority does not enter the data the same will not be reflected in our Software/Annual Report.

Sr. No	Ministry/Department/Organisation		36.6	36.7	36.8	36.9	36.10	36.11	36.12	36.13	36.14	36.15	36.16	36.17	36.18		
			National Power Training Institute	National Thermal Power Corporation Ltd.(NTPC)	North Eastern Electric Power Corporation	Power Finance Corporation Ltd.	Power Grid Corporation of India Ltd.	REC Limited	Sutluj Jal Vidyut Nigam Ltd(SJVNL)	Tehri Hydro Development Corporation(THDC)	Ministry of Power	Appellate Tribunal for Electricity (APTEL)	National Hydroelectric Power Corporation (NHPC)	Power System Operation Corporation Limited	Damodar Valley Corporation		
1	Opening Balance Of Requests Received Under RTI (As On 1st April)		6	179	33	0	89	0	0	47	0	0	4	8	29		
2	No.Of Requests Received		78	1752	140	142	1114	245	240	177	1452	4	461	161	410		
3	Total No.Of Requests (Column 1+2)		84	1931	173	142	1203	245	240	224	1452	4	465	169	439		
4	No. Of Cases Transferred To Other PAs U/S 6(3)		1	22	1	3	0	0	6	0	346	0	26	3	0		
5	Total No.Of Appeals Received		9	378	7	5	122	14	1	11	84	0	50	13	62		
6	Total No.Of Appeals Disposed		9	18	7	2	89	13	1	7	73	0	39	10	58		
7	Decisions Where Applications For Information Rejected		2 (3%)	0	0	5 (4%)	45 (4%)	1 (0%)	20 (8%)	0	648 (45%)	0	42 (9%)	2 (1%)	58 (14%)		
8	Number Of Cases Where Disciplinary Action Taken Against Any Officer In Respect Of Administration Of RTI Act		0	0	0	0	0	0	0	0	0	0	0	0	0		
9	Fee(Application) Collected (Rs.)		0	1404	500	190	9532	1370	60	480	11980	40	3790	382	3120		
10	Addl.Charges Collected (Rs.)		120	38	0	0	0	1112	0	98	2344	260	5635	0	200		
11	Penalty Collected (Rs.)		0	0	0	0	0	0	0	0	0	0	0	0	0		
12	Total Amount Collected (Fee+Addl. Charges +Penalty) (Rs.)		120	1442	500	190	9532	2482	60	578	14324	300	9425	382	3320		
13	No. CAPIO's Appointed (A)		0	47	0	0	0	19	0	5	0	0	33	0	0		
14	No. CPIO's Appointed (B)		1	1	11	1	30	1	0	1	26	1	1	7	11		
15	No. FAA's Appointed (C)		0	1	0	1	30	1	0	1	17	1	1	7	1		
16	Total (A+B+C)		1	49	11	2	60	21	0	7	43	2	35	14	12		
17	*	**	Section 8(1)	a	0	1	0	0	0	0	0	0	1	0	0		
18				b	0	0	0	0	0	0	0	0	0	0	0	0	0
19				c	0	0	0	0	0	0	0	0	0	0	0	0	0
20				d	0	28	3	0	0	1	0	0	0	0	20	0	0
21				e	0	9	0	0	0	0	0	1	0	0	1	0	0
22				f	0	0	0	0	0	0	0	0	0	0	0	0	0
23				g	0	0	0	0	0	0	0	0	0	0	0	0	0
24				h	0	2	3	0	1	0	0	0	7	0	3	0	0
25				i	0	0	0	0	0	0	0	0	1	0	4	0	0
26				j	0	35	0	0	2	0	0	1	0	0	13	0	0
27				Other Sections		9	9	0	0	0	0	0	0	0	0	0	0
28						11	3	0	0	0	0	0	0	0	0	0	0
29						24	0	0	0	0	0	0	0	0	0	0	0
30			other	0	2	0	5	42	0	20	0	639	0	0	58		
Total (17 to 30)			0	89	6	5	45	1	20	2	647	0	42	0	58		

* No. of times various Provisions were invoked while Rejecting Requests

** Relevant Sections of RTI Act 2005

Note :- The above data has been compiled based on the Quarterly reports submitted by Public Authorities on AppComs Software which is completed after the end of the financial year. In case any public authority does not enter the data the same will not be reflected in our Software/Annual Report.

Sr. No	Ministry/Department/Organisation		36.19		37	37.1	37.2	37.3	37.4	37.5	37.6	37.7	37.8	37.9	37.10		
			Energy Efficiency Services Limited (EESL)	Ministry Total												DEDICATED FREIGHT CORRIDOR CORP OF INDIA LIMITED	Centre for Railway Information System (CRIS)
1	Opening Balance Of Requests Received Under RTI (As On 1st April)		0	469		30	0	5	14	0	14	62	9	24	4		
2	No.Of Requests Received		403	8687		955	456	161	343	56	175	1778	97	302	238		
3	Total No.Of Requests (Column 1+2)		403	9156		985	456	166	357	56	189	1840	106	326	242		
4	No. Of Cases Transferred To Other PAs U/S 6(3)		12	653		55	183	6	10	0	5	477	30	12	18		
5	Total No.Of Appeals Received		43	972		93	15	19	39	0	16	142	3	15	24		
6	Total No.Of Appeals Disposed		31	511		45	13	16	36	0	16	125	3	14	18		
7	Decisions Where Applications For Information Rejected		18 (4%)	869 (10%)		14 (1%)	17 (4%)	18 (11%)	0	0	1 (1%)	1 (0%)	0	0	12 (5%)		
8	Number Of Cases Where Disciplinary Action Taken Against Any Officer In Respect Of Administration Of RTI Act		0	0		0	0	0	0	0	0	0	0	0	0		
9	Fee(Application) Collected (Rs.)		3030	47198		680	40	720	2950	0	280	9290	400	1900	1650		
10	Addl.Charges Collected (Rs.)		0	32572		1310	0	296	198	0	240	1046	0	5155	540		
11	Penalty Collected (Rs.)		0	0		0	0	0	0	0	0	0	0	0	0		
12	Total Amount Collected (Fee+Addl. Charges +Penalty) (Rs.)		3030	79770		1990	40	1016	3148	0	520	10336	400	7055	2190		
13	No. CAPIO's Appointed (A)		0	105		14	1	1	51	2	1	0	0	0	5		
14	No. CPIO's Appointed (B)		1	175		1	4	1	1	1	15	14	1	3	5		
15	No. FAA's Appointed (C)		1	121		1	1	1	1	1	1	6	1	3	1		
16	Total (A+B+C)		2	401		16	6	3	53	4	17	20	2	6	11		
17	*	**	Section 8(1)	a	0	2	0	0	0	0	0	0	0	0	0		
18				b	0	0	0	0	0	0	0	0	0	0	0	0	0
19				c	0	0	0	0	0	0	0	0	0	0	0	0	0
20				d	0	57	0	0	3	9	0	0	0	0	0	0	6
21				e	0	11	0	0	0	7	0	0	0	0	0	0	1
22				f	0	0	0	0	0	0	0	0	0	0	0	0	0
23				g	0	0	1	0	0	1	0	0	0	0	0	0	0
24				h	0	16	0	0	0	2	0	0	0	0	0	0	2
25				i	0	5	1	0	0	0	0	0	0	0	0	0	0
26				j	0	56	1	0	3	5	0	0	0	0	0	0	2
27				9	0	9	0	0	0	0	0	0	0	0	0	0	0
28				11	0	3	0	0	1	0	0	0	0	0	0	0	0
29				24	0	0	0	0	0	0	0	0	0	0	0	0	0
30	other	19	787	0	17	18	0	0	0	0	0	0	0	0			
Total (17 to 30)			19	946		3	17	25	24	0	0	0	0	0	11		

* No. of times various Provisions were invoked while Rejecting Requests

** Relevant Sections of RTI Act 2005

Note :- The above data has been compiled based on the Quarterly reports submitted by Public Authorities on AppComs Software which is completed after the end of the financial year. In case any public authority does not enter the data the same will not be reflected in our Software/Annual Report.

Sr. No	Ministry/Department/Organisation	37.11	37.12	37.13	37.14	37.15	37.16	37.17	37.18	37.19	37.20	37.21		
		Rail Vikas Nigam Ltd.	IRCON International Limited	West Central Railway	South East Central Railway	North Central Railway	East Central Railway (Hajipur)	South Central Railway (Secunderabad)	CENTRAL RAILWAY	South Western Railway	North Western Railway	East Coast Railway (Bhubaneswar)		
1	Opening Balance Of Requests Received Under RTI (As On 1st April)	175	9	440	264	391	45	871	342	379	392	118		
2	No.Of Requests Received	244	181	8409	5974	8812	4950	7834	9736	8204	7516	3115		
3	Total No.Of Requests (Column 1+2)	419	190	8849	6238	9203	4995	8705	10078	8583	7908	3233		
4	No. Of Cases Transferred To Other PAs U/S 6(3)	44	5	1495	665	1178	173	987	1517	904	1116	0		
5	Total No.Of Appeals Received	82	16	568	454	776	565	610	1271	292	588	263		
6	Total No.Of Appeals Disposed	76	14	466	420	726	380	24	1176	225	562	248		
7	Decisions Where Applications For Information Rejected	15 (6%)	15 (8%)	143 (2%)	65 (1%)	0	7 (0%)	0	205 (2%)	6 (0%)	0	0		
8	Number Of Cases Where Disciplinary Action Taken Against Any Officer In Respect Of Administration Of RTI Act	0	0	0	0	0	0	0	0	0	0	0		
9	Fee(Application) Collected (Rs.)	190	270	21898	13012	27040	8490	15060	14240	12768	14240	6190		
10	Addl.Charges Collected (Rs.)	0	534	12772	8899	3370	596	16679	3511	498	28969	6966		
11	Penalty Collected (Rs.)	0	0	0	0	0	1000	0	0	578	0	0		
12	Total Amount Collected (Fee+Addl. Charges +Penalty) (Rs.)	190	804	34670	21911	30410	10086	31739	17751	13844	43209	13156		
13	No. CAPIO's Appointed (A)	0	1	0	22	88	29	19	37	18	26	24		
14	No. CPIO's Appointed (B)	0	5	0	22	86	29	37	27	61	26	24		
15	No. FAA's Appointed (C)	0	1	0	19	24	29	29	27	20	9	18		
16	Total (A+B+C)	0	7	0	63	198	87	85	91	99	61	66		
17	*	**	Section 8(1)	a	0	0	0	0	0	0	7	0	0	
18				b	0	0	0	0	0	0	0	0	0	0
19				c	0	0	0	0	0	0	0	2	0	0
20				d	0	0	0	0	0	0	0	3	0	0
21				e	0	0	0	0	0	0	0	10	0	0
22				f	0	2	0	0	0	1	0	0	0	0
23				g	0	0	0	0	0	0	0	5	0	0
24				h	0	0	0	0	0	0	0	4	0	0
25				i	0	0	0	0	0	0	0	0	0	0
26				j	0	0	143	19	0	6	0	115	0	0
27				Other Sections	9	7	0	0	0	0	0	0	0	0
28				11	0	0	0	0	0	0	0	2	0	0
29				24	0	0	0	0	0	0	0	0	0	0
30	other	2	6	0	46	0	0	0	56	0	0			
Total (17 to 30)		2	15	143	65	0	7	0	204	0	0	0		

* No. of times various Provisions were invoked while Rejecting Requests

** Relevant Sections of RTI Act 2005

Note :- The above data has been compiled based on the Quarterly reports submitted by Public Authorities on AppComs Software which is completed after the end of the financial year. In case any public authority does not enter the data the same will not be reflected in our Software/Annual Report.

Sr. No	Ministry/Department/Organisation	37.22	37.23	37.24	37.25	37.26	37.27	37.28	Ministry Total	38	38.1	38.1.1	38.1.2			
		Northeast Frontier Railway (Guwahati)	North Eastern Railway (Gorakhpur)	Eastern Railway (Kolkata)	Southern Railway	Western Railway Mumbai	Northern Railway	Metro Rail Corporation Kolkata								
1	Opening Balance Of Requests Received Under RTI (As On 1st April)	0	283	103	676	745	0	38	5433			208	12			
2	No.Of Requests Received	5489	3337	7426	7509	10797	19233	200	123527			501	196			
3	Total No.Of Requests (Column 1+2)	5489	3620	7529	8185	11542	19233	238	128960			709	208			
4	No. Of Cases Transferred To Other PAs U/S 6(3)	37	477	2158	411	338	4473	0	16774			202	1			
5	Total No.Of Appeals Received	216	638	584	727	1057	1885	0	10958			63	33			
6	Total No.Of Appeals Disposed	82	470	568	528	885	729	0	7865			16	22			
7	Decisions Where Applications For Information Rejected	17 (0%)	112 (3%)	0	637 (8%)	124 (1%)	389 (2%)	0	1798 (1%)			6 (1%)	24 (12%)			
8	Number Of Cases Where Disciplinary Action Taken Against Any Officer In Respect Of Administration Of RTI Act	0	0	0	0	0	0	0	0			0	0			
9	Fee(Application) Collected (Rs.)	2110	12380	6030	13147	22290	51150	0	258415			2760	660			
10	Addl.Charges Collected (Rs.)	44	3076	611	3735	31977	3851	0	134873			8023	2110			
11	Penalty Collected (Rs.)	0	0	0	0	0	0	0	1578			0	0			
12	Total Amount Collected (Fee+Addl. Charges +Penalty) (Rs.)	2154	15456	6641	16882	54267	55001	0	394866			10783	2770			
13	No. CAPIO's Appointed (A)	0	30	31	45	39	7	0	491			0	8			
14	No. CPIO's Appointed (B)	0	28	51	105	37	1	1	586			24	2			
15	No. FAA's Appointed (C)	0	15	21	22	36	0	1	288			14	1			
16	Total (A+B+C)	0	73	103	172	112	8	2	1365			38	11			
17	*	**	Section 8(1)	a	0	0	0	0	0	0	0	0	0			
18				b	0	0	0	0	1	0	0	0	0	0	0	
19				c	0	0	0	0	0	0	0	0	0	0	0	
20				d	0	0	0	4	7	0	0	0	0	0	0	
21				e	0	0	0	1	5	0	0	0	0	0	0	
22				f	0	0	0	0	0	0	0	0	0	0	0	
23				g	0	12	0	1	7	0	0	0	0	0	0	
24				h	0	0	0	4	4	0	0	0	0	0	3	
25				i	0	0	0	0	0	0	0	0	0	0	1	
26				j	0	100	0	112	70	0	0	576			5	8
27				Other Sections	9	0	0	0	2	0	0	9			0	0
28				11	0	10	0	0	18	0	0	31			0	0
29				24	0	0	0	0	0	0	0	0			0	0
30	other	0	0	0	426	6	0	0	577			0	13			
Total (17 to 30)		0	122	0	548	120	0	0	1306			9	24			

* No. of times various Provisions were invoked while Rejecting Requests

** Relevant Sections of RTI Act 2005

Note :- The above data has been compiled based on the Quarterly reports submitted by Public Authorities on AppComs Software which is completed after the end of the financial year. In case any public authority does not enter the data the same will not be reflected in our Software/Annual Report.

Sr. No	Ministry/Department/Organisation		38.1.3 to 38.1.15														
			Cochin Port Trust	Cochin Shipyard Ltd.	Directorate General of Shipping DG(S)	Dredging Corporation of India Limited, Visakhapatnam	Inland Waterways Authority of India, Noida	Jawaharal Nehru (Nhava Seheva) Port Trust	Kandla Port Trust	Kolkata Port Trust	New Mangalore Port Trust	Paradip Port Trust	Seamen Provident Fund Organisation, Mumbai	Shipping Corp. of India Ltd.	V.O. Chidambaram Port Trust		
1	Opening Balance Of Requests Received Under RTI (As On 1st April)		22	11	22	0	2	0	23	33	9	8	0	1492	5		
2	No.Of Requests Received		127	78	128	23	42	110	77	323	63	155	15	130	136		
3	Total No.Of Requests (Column 1+2)		149	89	150	23	44	110	100	356	72	163	15	1622	141		
4	No. Of Cases Transferred To Other PAs U/S 6(3)		0	0	8	0	0	0	15	24	9	0	0	44	2		
5	Total No.Of Appeals Received		22	9	0	2	4	4	53	32	1	27	0	11	9		
6	Total No.Of Appeals Disposed		15	9	0	1	0	4	49	31	1	17	0	9	9		
7	Decisions Where Applications For Information Rejected		28 (22%)	4 (5%)	0	0	44 (105%)	0	2 (3%)	16 (5%)	0	0	0	0	5 (4%)		
8	Number Of Cases Where Disciplinary Action Taken Against Any Officer In Respect Of Administration Of RTI Act		0	0	0	0	0	0	0	0	0	0	0	0	0		
9	Fee(Application) Collected (Rs.)		560	680	550	100	0	2180	360	826	60	550	140	140	490		
10	Addl.Charges Collected (Rs.)		3044	1013	144	40	0	0	1740	2177	146	116	0	150	386		
11	Penalty Collected (Rs.)		0	0	0	0	0	0	0	0	0	0	0	0	0		
12	Total Amount Collected (Fee+Addl. Charges +Penalty) (Rs.)		3604	1693	694	140	0	2180	2100	3003	206	666	140	290	876		
13	No. CAPIO's Appointed (A)		9	1	11	0	14	0	0	0	0	8	1	16	7		
14	No. CPIO's Appointed (B)		8	1	11	12	14	9	30	24	0	8	1	1	7		
15	No. FAA's Appointed (C)		1	1	11	3	4	6	1	19	0	1	1	1	7		
16	Total (A+B+C)		18	3	33	15	32	15	31	43	0	17	3	18	21		
17	*	**	Section 8(1)														
18			a	0	0	0	0	0	0	0	0	0	0	0	0	0	
19			b	0	0	0	0	0	0	0	0	0	0	0	0	0	
20			c	0	0	0	0	0	0	0	0	0	0	0	0	0	
21			d	1	2	0	0	0	0	0	0	0	0	0	0	7	
22			e	0	0	0	0	0	0	0	0	0	0	0	0	0	
23			f	0	0	0	0	0	0	0	0	0	0	0	0	0	
24			g	0	0	1	0	0	0	0	0	0	0	0	0	0	
25			h	0	0	0	0	0	0	0	1	0	0	0	0	0	
26			i	0	0	0	0	0	0	0	0	0	0	0	0	0	
27			j	3	0	0	0	0	0	0	0	1	0	0	0	6	
28			Other Sections		Other Sections												
29			9	0	0	0	0	0	0	0	0	0	0	0	0	0	
30	11	1	0	0	0	0	0	0	0	0	0	0	0	0			
31	24	0	0	0	0	0	0	0	0	0	0	0	0	0			
32	other	22	2	0	0	0	0	0	1	15	0	0	0	0			
Total (17 to 30)			27	4	1	0	0	0	2	16	0	0	0	14	5		

* No. of times various Provisions were invoked while Rejecting Requests

** Relevant Sections of RTI Act 2005

Note :- The above data has been compiled based on the Quarterly reports submitted by Public Authorities on AppComs Software which is completed after the end of the financial year. In case any public authority does not enter the data the same will not be reflected in our Software/Annual Report.

Sr. No	Ministry/Department/Organisation					Department Total	Ministry Total								
		38.1.16	38.1.17	38.1.18	38.1.19			39	39.1	39.1.1	39.1.2	39.2	39.2.1		
		Indian Maritime University, Chennai	Kamarajar Port Limited	Mumbai Port Trust	Sethusamudram Corporation Ltd			National Rural Roads of Development Agency							
1	Opening Balance Of Requests Received Under RTI (As On 1st April)	1	3	31	0	1882	1882	116	0	116			15		
2	No.Of Requests Received	121	66	715	0	3006	3006	31	5994	6025			3269		
3	Total No.Of Requests (Column 1+2)	122	69	746	0	4888	4888	147	5994	6141	0		3284		
4	No. Of Cases Transferred To Other PAs U/S 6(3)	1	2	74	0	382	382	16	0	16			256		
5	Total No.Of Appeals Received	22	4	32	0	328	328	0	586	586			86		
6	Total No.Of Appeals Disposed	21	4	26	0	234	234	0	458	458			36		
7	Decisions Where Applications For Information Rejected	2 (2%)	4 (6%)	62 (9%)	0	197 (7%)	197 (7%)	0	0	0			3 (0%)		
8	Number Of Cases Where Disciplinary Action Taken Against Any Officer In Respect Of Administration Of RTI Act	0	0	0	0	0	0	0	0	0			0		
9	Fee(Application) Collected (Rs.)	220	60	1750	0	12086	12086	320	1190	1510			28164		
10	Addl.Charges Collected (Rs.)	9	168	4287	0	23553	23553	0	0	0			160		
11	Penalty Collected (Rs.)	0	0	0	0	0	0	0	0	0			0		
12	Total Amount Collected (Fee+Addl. Charges +Penalty) (Rs.)	229	228	6037	0	35639	35639	320	1190	1510	0		28324		
13	No. CAPIO's Appointed (A)	1	0	0	0	76	76	1	0	1			0		
14	No. CPIO's Appointed (B)	7	1	21	1	182	182	1	26	27			9		
15	No. FAA's Appointed (C)	7	1	1	1	81	81	2	18	20			7		
16	Total (A+B+C)	15	2	22	2	339	339	4	44	48	0		16		
17	*	**	Section 8(1)	a	0	0	0	0	0	0			0		
18				b	0	0	0	0	0	0	0	0			0
19				c	0	0	0	0	0	0	0	0			0
20				d	0	0	7	0	18	18	0	0	0		0
21				e	0	1	8	0	10	10	0	0	0		0
22				f	0	0	0	0	0	0	0	0	0		0
23				g	0	0	0	0	2	2	0	0	0		0
24				h	0	0	0	0	7	7	0	0	0		0
25				i	0	0	0	0	1	1	0	0	0		0
26				j	0	0	1	0	24	24	0	0	0		0
27				9	0	0	0	0	0	0	0	0	0		0
28				11	0	0	0	0	1	1	0	0	0		1
29				24	0	0	0	0	0	0	0	0	0		0
30	other	0	3	46	0	105	105	0	0	0			2		
Total (17 to 30)		0	4	62	0	168	168	0	0	0	0		3		

* No. of times various Provisions were invoked while Rejecting Requests

** Relevant Sections of RTI Act 2005

Note :- The above data has been compiled based on the Quarterly reports submitted by Public Authorities on AppComs Software which is completed after the end of the financial year. In case any public authority does not enter the data the same will not be reflected in our Software/Annual Report.

Sr. No	Ministry/Department/Organisation		Department Total		Ministry Total		Department of Science & Technology										
							40	40.1	40.1.1	40.1.2	40.1.3	40.1.4	40.1.5	40.1.6	40.1.7	40.1.8	40.1.9
1	Opening Balance Of Requests Received Under RTI (As On 1st April)		15	131	57	4	0	2	0	2	5	0	5	3	1		
2	No.Of Requests Received		3269	9294	923	34	0	8	6	20	47	9	12	14	22		
3	Total No.Of Requests (Column 1+2)		3284	9425	980	38	0	10	6	22	52	9	17	17	23		
4	No. Of Cases Transferred To Other PAs U/S 6(3)		256	272	276	0	0	0	4	0	0	1	0	0	0		
5	Total No.Of Appeals Received		86	672	73	5	0	0	0	0	4	0	0	3	1		
6	Total No.Of Appeals Disposed		36	494	67	5	0	0	0	0	4	0	0	2	1		
7	Decisions Where Applications For Information Rejected		3 (0%)	3 (0%)	0	0	0	4 (50%)	0	0	0	0	0	0	0		
8	Number Of Cases Where Disciplinary Action Taken Against Any Officer In Respect Of Administration Of RTI Act		0	0	0	0	0	0	0	0	0	0	0	0	0		
9	Fee(Application) Collected (Rs.)		28164	29674	5540	0	0	10	80	0	0	0	0	0	0		
10	Addl.Charges Collected (Rs.)		160	160	5183	0	0	0	0	0	0	0	0	0	0		
11	Penalty Collected (Rs.)		0	0	0	0	0	0	0	0	0	0	0	0	0		
12	Total Amount Collected (Fee+Addl. Charges +Penalty) (Rs.)		28324	29834	10723	0	0	10	80	0	0	0	0	0	0		
13	No. CAPIO's Appointed (A)		0	1	37	1	0	1	0	2	0	0	0	0	0		
14	No. CPIO's Appointed (B)		9	36	33	1	0	1	1	1	1	1	0	0	1		
15	No. FAA's Appointed (C)		7	27	1	0	0	1	1	1	1	0	0	0	1		
16	Total (A+B+C)		16	64	71	2	0	3	2	4	2	1	0	0	2		
17	*	**	Section 8(1)	a	0	0	0	0	0	0	0	0	0	0	0		
18				b	0	0	0	0	0	0	0	0	0	0	0	0	
19				c	0	0	0	0	0	0	0	0	0	0	0	0	
20				d	0	0	0	0	0	0	0	0	0	0	0	0	
21				e	0	0	0	0	0	1	0	0	0	0	0	0	
22				f	0	0	0	0	0	0	0	0	0	0	0	0	
23				g	0	0	0	0	0	0	0	0	0	0	0	0	
24				h	0	0	0	0	0	0	0	0	0	0	0	0	
25				i	0	0	0	0	0	0	0	0	0	0	0	0	
26				j	0	0	0	0	0	2	0	0	0	0	0	0	
27				9	0	0	0	0	0	0	0	0	0	0	0	0	
28				11	1	1	0	0	0	0	0	0	0	0	0	0	
29				24	0	0	0	0	0	0	0	0	0	0	0	0	
30	other	2	2	0	0	0	1	0	0	0	0	0	0				
Total (17 to 30)			3	3	0	0	0	4	0	0	0	0	0	0			

* No. of times various Provisions were invoked while Rejecting Requests

** Relevant Sections of RTI Act 2005

Note :- The above data has been compiled based on the Quarterly reports submitted by Public Authorities on AppComs Software which is completed after the end of the financial year. In case any public authority does not enter the data the same will not be reflected in our Software/Annual Report.

Sr. No	Ministry/Department/Organisation	40.1.12 to 40.1.26																	
		Indian National Academy of Engg.	Indian Science Congress Association	International Advanced Research Centre for Powder Metallurgy	Jawahar Lal Nehru Centre for Advanced Scientific Research	National Academy of Sciences	National Atlas & Thematic Mapping Organisation	Raman Research Institute	S.N. Bose National Centre for Basic Sciences	Shree Chitra Triunal Institute for Medical Sciences and Technology	Survey of India	Technology Development Board	Technology Information, Forecasting and Assessment Council	Vigyan Prasar	Wadia Institute of Himalayan Geology	Institute of Nano Science and Technology			
1	Opening Balance Of Requests Received Under RTI (As On 1st April)	6	12	0	28	0	7	1	0	32	0	2	3	1	0	0			
2	No.Of Requests Received	2	4	11	11	7	90	7	6	145	638	45	16	16	44	0			
3	Total No.Of Requests (Column 1+2)	8	16	11	39	7	97	8	6	177	638	47	19	17	44	0			
4	No. Of Cases Transferred To Other PAs U/S 6(3)	0	0	0	0	0	0	0	0	0	114	3	1	0	0	0			
5	Total No.Of Appeals Received	0	6	0	0	1	5	0	1	30	53	20	2	3	13	0			
6	Total No.Of Appeals Disposed	0	0	0	0	1	0	0	0	24	53	20	2	3	13	0			
7	Decisions Where Applications For Information Rejected	0	0	0	0	0	0	0	0	0	7 (1%)	19 (42%)	0	0	0	0			
8	Number Of Cases Where Disciplinary Action Taken Against Any Officer In Respect Of Administration Of RTI Act	0	0	0	0	0	0	0	0	0	0	0	0	0	0	0			
9	Fee(Application) Collected (Rs.)	10	40	50	110	0	0	80	0	1390	1120	370	330	100	420	0			
10	Addl.Charges Collected (Rs.)	0	0	0	0	0	0	0	0	442	3112	0	0	0	198	0			
11	Penalty Collected (Rs.)	0	0	0	0	0	0	0	0	0	0	0	0	0	0	0			
12	Total Amount Collected (Fee+Addl. Charges +Penalty) (Rs.)	10	40	50	110	0	0	80	0	1832	4232	370	330	100	618	0			
13	No. CAPIO's Appointed (A)	1	0	0	1	0	0	1	0	4	0	0	0	0	1	0			
14	No. CPIO's Appointed (B)	1	1	1	1	1	1	1	1	1	21	1	0	0	1	1			
15	No. FAA's Appointed (C)	1	0	1	1	2	1	1	0	1	21	1	0	0	0	1			
16	Total (A+B+C)	3	1	2	3	3	2	3	1	6	42	2	0	0	2	2			
17	*	**	Section 8(1)	a	0	0	0	0	0	0	0	0	0	0	0	0			
18				b	0	0	0	0	0	0	0	0	0	0	0	0	0	0	
19				c	0	0	0	0	0	0	0	0	0	0	0	0	0	0	
20				d	0	0	0	0	0	0	0	0	0	0	3	0	0	0	
21				e	0	0	0	0	0	0	0	0	0	0	0	0	0	0	
22				f	0	0	0	0	0	0	0	0	0	0	0	0	0	0	
23				g	0	0	0	0	0	0	0	0	0	0	0	0	0	0	
24				h	0	0	0	0	0	0	0	0	0	0	0	0	0	0	0
25				i	0	0	0	0	0	0	0	0	0	0	3	0	0	0	0
26				j	0	0	0	0	0	0	0	0	0	0	1	0	0	0	0
27				9	0	0	0	0	0	0	0	0	0	0	1	0	0	0	0
28				11	0	0	0	0	0	0	0	0	0	0	0	0	0	0	0
29				24	0	0	0	0	0	0	0	0	0	0	0	0	0	0	0
30	other	0	0	0	0	0	0	0	0	0	7	12	0	0	0	0			
Total (17 to 30)		0	0	0	0	0	0	0	0	0	7	20	0	0	0	0			

* No. of times various Provisions were invoked while Rejecting Requests

** Relevant Sections of RTI Act 2005

Note :- The above data has been compiled based on the Quarterly reports submitted by Public Authorities on AppComs Software which is completed after the end of the financial year. In case any public authority does not enter the data the same will not be reflected in our Software/Annual Report.

Sr. No	Ministry/Department/Organisation					40.1.27	40.1.28	40.1.29	40.1.30	Department Total	Department of Scientific & Industrial Research									
											40.2	40.2.1	40.2.2	40.2.3	40.2.4	40.2.5	40.2.6	40.2.7	40.2.8	
1	Opening Balance Of Requests Received Under RTI (As On 1st April)					0	0	3	0	174	9	14	45	3	0	0	3	5		
2	No.Of Requests Received					5	0	61	11	2214	112	109	694	87	306	115	69	87		
3	Total No.Of Requests (Column 1+2)					5	0	64	11	2388	121	123	739	90	306	115	72	92		
4	No. Of Cases Transferred To Other PAs U/S 6(3)					0	0	0	0	399	41	15	212	0	0	0	0	0		
5	Total No.Of Appeals Received					1	0	11	0	232	8	6	140	2	90	13	3	1		
6	Total No.Of Appeals Disposed					1	0	10	0	206	8	5	137	0	90	13	0	1		
7	Decisions Where Applications For Information Rejected					0	0	18 (30%)	0	48 (2%)	0	0	0	0	0	0	4 (6%)	0		
8	Number Of Cases Where Disciplinary Action Taken Against Any Officer In Respect Of Administration Of RTI Act					0	0	0	0	0	0	0	0	0	0	0	0	0		
9	Fee(Application) Collected (Rs.)					10	10	400	0	10070	620	330	5170	190	3010	1150	0	220		
10	Addl.Charges Collected (Rs.)					0	0	0	0	8935	3078	0	1738	0	150	90	0	0		
11	Penalty Collected (Rs.)					0	0	0	0	0	0	0	0	0	0	0	0	0		
12	Total Amount Collected (Fee+Addl. Charges +Penalty) (Rs.)					10	10	400	0	19005	3698	330	6908	190	3160	1240	0	220		
13	No. CAPIO's Appointed (A)					1	0	1	0	51	0	0	32	0	2	4	0	1		
14	No. CPIO's Appointed (B)					1	1	1	1	77	1	0	2	1	2	1	1	1		
15	No. FAA's Appointed (C)					1	1	1	1	41	1	0	2	1	1	1	1	1		
16	Total (A+B+C)					3	2	3	2	169	2	0	36	2	5	6	2	3		
17	*	**	Section 8(1)	a	0	0	0	0	0	0	0	0	0	0	0	0	0	0		
18				b	0	0	0	0	0	0	0	0	0	0	0	0	0	0	0	0
19				c	0	0	0	0	0	0	0	0	0	0	0	0	0	0	0	0
20				d	0	0	0	0	0	0	3	0	0	0	0	0	0	0	0	0
21				e	0	0	0	0	0	0	1	0	0	0	0	0	0	0	0	0
22				f	0	0	0	0	0	0	0	0	0	0	0	0	0	0	0	0
23				g	0	0	0	0	0	0	0	0	0	0	0	0	0	0	0	0
24				h	0	0	0	0	0	0	0	0	0	0	0	0	0	0	0	0
25				i	0	0	0	0	0	0	3	0	0	0	0	0	0	0	0	0
26				j	0	0	3	0	0	6	0	0	0	0	0	0	0	0	0	0
27				9	0	0	0	0	0	1	0	0	0	0	0	0	0	0	0	0
28				11	0	0	0	0	0	0	0	0	0	0	0	0	0	0	0	0
29				24	0	0	0	0	0	0	0	0	0	0	0	0	0	0	0	0
30	other	0	0	0	0	0	20	0	0	0	0	0	0	0	0	3	0			
Total (17 to 30)					0	0	3	0	34	0	0	0	0	0	0	3	0			

* No. of times various Provisions were invoked while Rejecting Requests

** Relevant Sections of RTI Act 2005

Note :- The above data has been compiled based on the Quarterly reports submitted by Public Authorities on AppComs Software which is completed after the end of the financial year. In case any public authority does not enter the data the same will not be reflected in our Software/Annual Report.

Sr. No	Ministry/Department/Organisation																	
	40.2.9	40.2.10	40.2.11	40.2.12	40.2.13	40.2.14	40.2.15	40.2.16	40.2.17	40.2.18	40.2.19	40.2.20	40.2.21	40.2.22	40.2.23			
	CSIR-NEERI, Nagpur	CSIR-NIST, Thiruvananthapuram	CSIR-NCL, Pune	CSIR-NEIST, Jorhat	CSIR-CBRI, Roorkee	CSIR-CCMB, Hyderabad	CSIR-CDRI, Lucknow	CSIR-CECRI, Karaikudi	CSIR-CEERI, Piplani	Central Electronics Limited	CSIR-CFTRI, Mysore	CSIR-CGCRI, Calcutta	CSIR-CIMAP, Lucknow	CSIR-CMERI, Durgapur	Consultancy Development Centre			
1	Opening Balance Of Requests Received Under RTI (As On 1st April)	0	4	9	6	5	6	2	0	13	0	5	2	4	4	0		
2	No.Of Requests Received	147	92	102	106	47	82	153	72	88	44	117	78	104	77	14		
3	Total No.Of Requests (Column 1+2)	147	96	111	112	52	88	155	72	101	44	122	80	108	81	14		
4	No. Of Cases Transferred To Other PAs U/S 6(3)	3	0	0	0	0	0	14	0	0	0	0	1	0	1			
5	Total No.Of Appeals Received	7	4	7	5	9	4	16	2	6	4	12	4	3	5	3		
6	Total No.Of Appeals Disposed	7	4	7	5	9	2	11	2	6	4	12	4	3	4	3		
7	Decisions Where Applications For Information Rejected	4 (3%)	0	0	10 (9%)	0	5 (6%)	4 (3%)	0	5 (6%)	5 (11%)	0	0	0	0	0		
8	Number Of Cases Where Disciplinary Action Taken Against Any Officer In Respect Of Administration Of RTI Act	0	0	0	0	0	0	0	0	0	0	0	0	0	0	0		
9	Fee(Application) Collected (Rs.)	1060	260	310	360	190	260	670	490	330	70	100	100	300	210	40		
10	Addl.Charges Collected (Rs.)	1190	0	0	0	0	0	1126	0	296	110	0	0	196	330	316		
11	Penalty Collected (Rs.)	0	0	0	0	0	0	0	0	0	0	0	0	0	0	0		
12	Total Amount Collected (Fee+Addl. Charges +Penalty) (Rs.)	2250	260	310	360	190	260	1796	490	626	180	100	100	496	540	356		
13	No. CAPIO's Appointed (A)	6	1	4	2	0	1	0	0	11	0	0	0	0	3	0		
14	No. CPIO's Appointed (B)	1	1	4	1	0	1	2	2	2	1	0	4	1	1	1		
15	No. FAA's Appointed (C)	1	1	2	1	0	1	1	2	1	1	0	1	1	1	1		
16	Total (A+B+C)	8	3	10	4	0	3	3	4	14	2	0	5	2	5	2		
17	*	**	Section 8(1)	a	0	0	0	0	0	0	0	0	0	0	0	0		
18				b	0	0	0	0	0	0	0	0	0	0	0	0	0	0
19				c	0	0	0	0	0	0	0	0	0	0	0	0	0	0
20				d	0	0	0	0	0	0	0	0	0	3	0	0	0	0
21				e	0	0	0	0	0	0	0	0	0	0	0	0	0	3
22				f	0	0	0	0	0	0	0	0	0	0	0	0	0	0
23				g	0	0	0	0	0	0	0	0	0	0	0	0	0	0
24				h	0	0	0	0	0	0	0	0	0	0	0	0	0	0
25				i	0	0	0	0	0	0	0	0	0	0	0	0	0	0
26				j	0	0	0	0	0	2	2	0	0	1	1	0	0	2
27				9	0	0	0	0	0	0	0	0	0	0	0	0	0	0
28				11	0	0	0	0	0	0	0	0	0	0	0	0	0	2
29				24	0	0	0	0	0	0	0	0	0	0	0	0	0	0
30	other	4	0	0	10	0	5	2	0	0	1	0	0	0	0			
Total (17 to 30)		4	0	0	10	0	7	4	0	0	5	1	0	0	7			

* No. of times various Provisions were invoked while Rejecting Requests

** Relevant Sections of RTI Act 2005

Note :- The above data has been compiled based on the Quarterly reports submitted by Public Authorities on AppComs Software which is completed after the end of the financial year. In case any public authority does not enter the data the same will not be reflected in our Software/Annual Report.

Sr. No	Ministry/Department/Organisation	40.2.24		40.2.25		40.2.26		40.2.27		40.2.28		40.2.29		40.2.30		40.2.31		40.2.32		40.2.33		40.2.34		40.2.35		40.2.36		40.2.37		40.2.38				
		CSIR-CRRI, New Delhi	CSIR-CSIO, Chandigarh	CSIR-CSIR Madras Complex, Chennai	CSIR-CSMCR, Bhavnagar	CSIR-IGIB, Delhi	CSIR-IHBT, Palampur	CSIR-IICB, Kolkata	CSIR-IICT, Hyderabad	CSIR-IIP, Dehradun	CSIR-IMT, Chandigarh	CSIR-IIM, Jammu	CSIR-IMMT, Bhubaneswar	National Research Development Corporation	CSIR-NBRI, Lucknow	CSIR-NIO, Goa																		
1	Opening Balance Of Requests Received Under RTI (As On 1st April)	7	0	1	7	0	2	49	42	0	3	33	3	6	8	1																		
2	No.Of Requests Received	124	106	2	67	86	74	88	107	101	111	74	83	17	114	161																		
3	Total No.Of Requests (Column 1+2)	131	106	3	74	86	76	137	149	101	114	107	86	23	122	162																		
4	No. Of Cases Transferred To Other PAs U/S 6(3)	0	0	0	1	0	0	0	17	1	0	2	0	0	1	2																		
5	Total No.Of Appeals Received	19	7	0	7	1	0	0	8	3	15	3	5	2	18	8																		
6	Total No.Of Appeals Disposed	19	7	0	7	1	0	0	7	0	15	3	5	2	18	8																		
7	Decisions Where Applications For Information Rejected	0	0	0	3 (4%)	15 (17%)	0	0	3 (3%)	1 (1%)	0	7 (9%)	4 (5%)	0	0	0																		
8	Number Of Cases Where Disciplinary Action Taken Against Any Officer In Respect Of Administration Of RTI Act	0	0	0	0	0	0	0	0	0	0	0	0	0	0	0																		
9	Fee(Application) Collected (Rs.)	540	410	10	180	170	140	0	390	300	470	10	190	90	430	1080																		
10	Addl.Charges Collected (Rs.)	398	170	0	326	0	0	0	0	148	354	0	0	0	0	0																		
11	Penalty Collected (Rs.)	0	0	0	0	0	0	0	0	0	0	0	0	0	0	0																		
12	Total Amount Collected (Fee+Addl. Charges +Penalty) (Rs.)	938	580	10	506	170	140	0	390	448	824	10	190	90	430	1080																		
13	No. CAPIO's Appointed (A)	25	1	6	0	1	0	0	0	1	0	1	1	1	1	3																		
14	No. CPIO's Appointed (B)	1	1	1	1	1	1	0	1	2	1	1	1	1	4	1																		
15	No. FAA's Appointed (C)	1	1	1	1	1	1	0	1	1	1	1	1	1	1	1																		
16	Total (A+B+C)	27	3	8	2	3	2	0	2	4	2	3	3	3	6	5																		
17	*	**	Section 8(1)	a	0	0	0	0	0	0	0	0	0	0	0	0																		
18				b	0	0	0	0	0	0	0	0	0	0	0	0	0	0																
19				c	0	0	0	0	0	0	0	0	0	0	0	0	0	0																
20				d	0	0	0	2	0	0	0	0	0	0	0	0	0	0																
21				e	0	0	0	0	0	0	0	0	0	0	0	0	0	0																
22				f	0	0	0	0	0	0	0	0	0	0	0	0	0	0																
23				g	0	0	0	0	0	0	0	0	0	0	0	0	0	1	0															
24				h	0	0	0	0	0	0	0	0	0	0	0	0	0	1	0															
25				i	0	0	0	0	0	0	0	0	0	0	0	0	0	0	0															
26				j	0	0	0	1	0	0	0	3	1	0	0	0	0	0	1															
27				9	0	0	0	0	0	0	0	0	0	0	0	0	0	0	0															
28				11	0	0	0	0	0	0	0	0	0	0	0	0	0	0	3															
29				24	0	0	0	0	0	0	0	0	0	0	0	0	0	0	0															
30	other	0	0	0	1	0	0	0	0	0	0	0	0	0	0	0																		
Total (17 to 30)		0	0	0	4	0	0	0	3	1	0	0	0	0	2	4																		

* No. of times various Provisions were invoked while Rejecting Requests

** Relevant Sections of RTI Act 2005

Note :- The above data has been compiled based on the Quarterly reports submitted by Public Authorities on AppComs Software which is completed after the end of the financial year. In case any public authority does not enter the data the same will not be reflected in our Software/Annual Report.

Sr. No	Ministry/Department/Organisation										Department of Bio-Technology														
	40.2.39	40.2.40	40.2.41	40.2.42	40.2.43	40.2.44	40.2.45	40.2.46	Department Total		40.3	40.3.1	40.3.2	40.3.3	40.3.4	40.3.5									
	CSIR-NISCAIR, New Delhi	CSIR-NISTADS, New Delhi	CSIR-NPL, New Delhi	CSIR-SERC, Chennai	CSIR-NAL, Bengaluru	CSIR-NGRI, Hyderabad	CSIR-HRDG, New Delhi	CSIR-NML, Jamshedpur			National Institute of Immunology (NII)	National Brain Research Centre(NBRC)	Institute of Life Sciences(ILS)	Department of Bio-Technology	Nathal Institute of Animal Biotechnology(NIAB)										
1	Opening Balance Of Requests Received Under RTI (As On 1st April)	3	5	11	3	0	3	53	34	413	322	0	0	15	0										
2	No.Of Requests Received	63	72	187	101	151	100	516	73	5480	56	35	14	340	11										
3	Total No.Of Requests (Column 1+2)	66	77	198	104	151	103	569	107	5893	378	35	14	355	11										
4	No. Of Cases Transferred To Other PAs U/S 6(3)	0	1	0	0	0	1	50	0	363	0	0	0	57	0										
5	Total No.Of Appeals Received	0	4	6	5	10	7	120	0	602	0	6	0	35	0										
6	Total No.Of Appeals Disposed	0	4	6	3	10	6	66	0	524	0	4	0	23	0										
7	Decisions Where Applications For Information Rejected	0	0	0	25 (25%)	0	0	0	0	95 (2%)	0	0	0	0	0										
8	Number Of Cases Where Disciplinary Action Taken Against Any Officer In Respect Of Administration Of RTI Act	0	0	0	0	0	0	0	0	0	0	0	0	0	0										
9	Fee(Application) Collected (Rs.)	90	70	320	60	1170	250	0	740	22550	0	330	0	130	0										
10	Addl.Charges Collected (Rs.)	0	0	0	0	0	90	0	0	10106	0	754	0	0	0										
11	Penalty Collected (Rs.)	0	0	0	0	0	0	0	0	0	0	0	0	0	0										
12	Total Amount Collected (Fee+Addl. Charges +Penalty) (Rs.)	90	70	320	60	1170	340	0	740	32656	0	1084	0	130	0										
13	No. CAPIO's Appointed (A)	2	1	0	0	1	0	0	2	114	0	1	1	0	0										
14	No. CPIO's Appointed (B)	2	1	1	1	4	1	1	1	61	1	1	1	34	1										
15	No. FAA's Appointed (C)	1	1	0	1	1	1	1	1	44	1	1	1	7	1										
16	Total (A+B+C)	5	3	1	2	6	2	2	4	219	2	3	3	41	2										
17	*	**	Section 8(1)							24	51	0	0	0	0	0	0								
18			a	0	0	0	0	0	0									0	0	0	0	0	0	0	0
19			b	0	0	0	0	0	0									0	0	0	0	0	0	0	0
20			c	0	0	0	0	0	0									0	0	0	0	0	0	0	0
21			d	0	0	0	0	0	0									0	0	5	0	0	0	0	0
22			e	0	0	0	0	0	0									0	0	3	0	0	0	0	0
23			f	0	0	0	0	0	0									0	0	0	0	0	0	0	0
24			g	0	0	0	0	0	0									0	0	1	0	0	0	0	0
25			h	0	0	0	0	0	0									0	0	1	0	0	0	0	0
26			i	0	0	0	0	0	0									0	0	0	0	0	0	0	0
27			j	0	0	0	0	10	0									0	0	24	0	0	0	0	0
28			Other Sections		9	0	0	0	0									0	0	0	0	0	0	0	0
29					11	0	0	0	0									0	0	5	0	0	0	0	0
30			24	0	0	0	0	0	0	0	0	0	0	0	0										
		other		0	0	0	25	0	0	0	0	0	0	0	0										
Total (17 to 30)		0	0	0	25	10	0	0	0	90	0	0	0	0	0										

* No. of times various Provisions were invoked while Rejecting Requests

** Relevant Sections of RTI Act 2005

Note :- The above data has been compiled based on the Quarterly reports submitted by Public Authorities on AppComs Software which is completed after the end of the financial year. In case any public authority does not enter the data the same will not be reflected in our Software/Annual Report.

Sr. No	Ministry/Department/Organisation													41					
	40.3.6	40.3.7	40.3.8	40.3.9	40.3.10	40.3.11	40.3.12	40.3.13	40.3.14	40.3.15	40.3.16								
	National Agri Food Biotechnology Institute (NABI)	National Centre for Cell Science(NCCS)	Translational Health Science and Technology Institute	Centre for DNA Fingerprinting and Diagnostics(CDFD)	Bharat Immunologicals & Biologicals Corp. Ltd.(BIBCOL)	Center of Innovative and Applied Bioprocessing Mohali	National Institute of Plant Genome Research (NIPGR)	Institute of Bioresources & Sustainable Development(IBSD)	Rajiv Gandhi Centre for Biotechnology	National Institute of Biomedical Genomics	Regional Centre for Bio-technology, Faridabad	Department Total	Ministry Total						
1	Opening Balance Of Requests Received Under RTI (As On 1st April)													0	936	0			
2	No.Of Requests Received													10	681	2			
3	Total No.Of Requests (Column 1+2)													10	1030	2			
4	No. Of Cases Transferred To Other PAs U/S 6(3)													0	58	0			
5	Total No.Of Appeals Received													0	57	2			
6	Total No.Of Appeals Disposed													0	43	2			
7	Decisions Where Applications For Information Rejected													0	1 (0%)	0			
8	Number Of Cases Where Disciplinary Action Taken Against Any Officer In Respect Of Administration Of RTI Act													0	0	0			
9	Fee(Application) Collected (Rs.)													20	1530	20			
10	Addl.Charges Collected (Rs.)													0	800	0			
11	Penalty Collected (Rs.)													0	0	0			
12	Total Amount Collected (Fee+Addl. Charges +Penalty) (Rs.)													20	2330	20			
13	No. CAPIO's Appointed (A)													0	3	0			
14	No. CPIO's Appointed (B)													1	44	1			
15	No. FAA's Appointed (C)													1	17	1			
16	Total (A+B+C)													2	64	2			
17	*	**	Section 8(1)	a	0	0	0	0	0	0	0	0	0	0	0	0	0		
18				b	0	0	0	0	0	0	0	0	0	0	0	0	0	0	0
19				c	0	0	0	0	0	0	0	0	0	0	0	0	0	0	0
20				d	0	0	0	0	0	1	0	0	0	0	0	1	9	0	0
21				e	0	0	0	0	0	2	0	0	0	0	0	2	6	0	0
22				f	0	0	0	0	0	0	0	0	0	0	0	0	0	0	0
23				g	0	0	0	0	0	1	2	0	0	0	0	3	4	0	0
24				h	0	0	0	0	0	0	0	0	0	0	0	0	1	0	0
25				i	0	0	0	0	0	0	0	0	0	0	0	0	3	0	0
26				j	0	0	0	0	0	1	2	0	0	0	0	3	33	0	0
27				9	0	0	0	0	0	0	0	0	0	0	0	0	1	0	0
28				11	0	0	0	0	0	0	0	0	0	0	0	0	5	0	0
29				24	0	0	0	0	0	0	0	0	0	0	0	0	0	0	0
30	other	0	0	0	0	0	0	0	0	0	0	0	0	71	0	0			
Total (17 to 30)				0	0	0	0	2	7	0	0	0	9	133	0	0			

Ministry of Social Justice & Empowerment

* No. of times various Provisions were invoked while Rejecting Requests

** Relevant Sections of RTI Act 2005

Note :- The above data has been compiled based on the Quarterly reports submitted by Public Authorities on AppComs Software which is completed after the end of the financial year. In case any public authority does not enter the data the same will not be reflected in our Software/Annual Report.

Sr. No	Ministry/Department/Organisation	41.2	41.3	41.4	41.5	41.6	41.7	41.8	41.9	41.10	41.11	41.12	41.13	41.14	
		Department of Empowerment of Persons with Disabilities(Divyangjan)	National Institute for Empowerment of Persons with Multiple Disabilities (NIEPMD)	All Yavar Jung, National Institute for the Hearing Handicapped	Artificial Limbs Manufacturing Corporation of India	Pandit Deendayal Upadhyay National Institute for Persons with Physically Handicapped Disability(PDUNIPPD)	National Backward Classes Finance & Development Corporation	National Commission for Backward Classes	National Commission for Safai Karamcharis	National Commission for Scheduled Castes	National Handicapped Finance and Development Corporation	National Institute for Orthopaedically Handicapped	National Institute for Social Defence	National Institute for the Mentally Handicapped	
1	Opening Balance Of Requests Received Under RTI (As On 1st April)	135	34	285	150	90	0	9	0	608	11	187	0	45	
2	No.Of Requests Received	2622	71	118	45	139	59	854	52	910	129	77	10	96	
3	Total No.Of Requests (Column 1+2)	2757	105	403	195	229	59	863	52	1518	140	264	10	141	
4	No. Of Cases Transferred To Other PAs U/S 6(3)	500	2	0	3	0	2	402	10	107	0	0	0	0	
5	Total No.Of Appeals Received	134	10	0	0	9	0	41	1	102	10	1	0	0	
6	Total No.Of Appeals Disposed	129	0	0	0	5	0	41	0	74	10	0	0	0	
7	Decisions Where Applications For Information Rejected	2 (0%)	0	0	0	0	0	0	5 (10%)	14 (2%)	0	1 (1%)	0	0	
8	Number Of Cases Where Disciplinary Action Taken Against Any Officer In Respect Of Administration Of RTI Act	0	0	0	0	0	0	0	0	0	0	0	0	0	
9	Fee(Application) Collected (Rs.)	11330	290	0	90	250	0	7620	150	5590	120	220	0	730	
10	Addl.Charges Collected (Rs.)	380	156	0	0	86	0	3627	0	428	0	140	0	2498	
11	Penalty Collected (Rs.)	0	0	0	0	0	0	0	0	0	0	0	0	0	
12	Total Amount Collected (Fee+Addl. Charges +Penalty) (Rs.)	11710	446	0	90	336	0	11247	150	6018	120	360	0	3228	
13	No. CAPIO's Appointed (A)	0	0	0	0	0	4	0	0	0	0	1	0	0	
14	No. CPIO's Appointed (B)	7	1	1	0	1	1	1	2	16	1	1	1	0	
15	No. FAA's Appointed (C)	7	1	1	0	1	1	1	2	7	1	1	1	0	
16	Total (A+B+C)	14	2	2	0	2	6	2	4	23	2	3	2	0	
17	*	**	Section 8(1)	a	0	0	0	0	0	0	0	0	0	0	
18				b	0	0	0	0	0	0	0	0	0	0	0
19				c	0	0	0	0	0	0	0	0	0	0	0
20				d	0	0	0	1	0	0	0	0	0	0	0
21				e	0	0	0	0	0	0	0	0	0	0	0
22				f	0	0	0	1	0	0	0	0	0	0	0
23				g	0	0	0	0	0	0	0	0	0	0	0
24				h	0	0	0	0	0	0	0	0	0	0	1
25				i	0	0	0	0	0	0	0	0	0	0	0
26				j	0	0	0	0	0	0	0	0	0	0	0
27				Other Sections	9	0	0	0	0	0	0	0	0	0	0
28				11	0	0	0	4	0	0	0	0	0	0	0
29				24	0	0	0	0	0	0	0	0	0	0	0
30	other	0	0	0	1	0	0	0	0	6	0	0			
Total (17 to 30)		0	0	0	7	0	0	0	0	6	0	1	0	0	

* No. of times various Provisions were invoked while Rejecting Requests

** Relevant Sections of RTI Act 2005

Note :- The above data has been compiled based on the Quarterly reports submitted by Public Authorities on AppComs Software which is completed after the end of the financial year. In case any public authority does not enter the data the same will not be reflected in our Software/Annual Report.

Sr. No	Ministry/Department/Organisation												42				
	41.15	41.16	41.17	41.18	41.19	41.20	41.21	41.22	41.23	41.24	Ministry Total	Department of Space					
1	Opening Balance Of Requests Received Under RTI (As On 1st April)	354	6	1	0	4	39	148	18	0	0	2124	236				
2	No.Of Requests Received	178	40	46	105	186	452	170	3510	25	0	9896	246				
3	Total No.Of Requests (Column 1+2)	532	46	47	105	190	491	318	3528	25	0	12020	482				
4	No. Of Cases Transferred To Other PAs U/S 6(3)	4	1	5	10	6	6	0	717	0	0	1775	74				
5	Total No.Of Appeals Received	2	5	2	4	13	70	0	201	0	0	607	54				
6	Total No.Of Appeals Disposed	1	5	2	4	10	63	0	168	0	0	514	23				
7	Decisions Where Applications For Information Rejected	0	0	11 (24%)	0	0	0	0	126 (4%)	0	0	159 (2%)	29 (12%)				
8	Number Of Cases Where Disciplinary Action Taken Against Any Officer In Respect Of Administration Of RTI Act	0	0	0	0	0	0	0	0	0	0	0	0				
9	Fee(Application) Collected (Rs.)	390	100	10	150	810	3250	180	0	0	0	31300	1860				
10	Addl.Charges Collected (Rs.)	0	0	0	0	90	0	140	0	0	0	7545	0				
11	Penalty Collected (Rs.)	0	0	0	0	0	0	0	0	0	0	0	0				
12	Total Amount Collected (Fee+Addl. Charges +Penalty) (Rs.)	390	100	10	150	900	3250	320	0	0	0	38845	1860				
13	No. CAPIO's Appointed (A)	0	0	0	1	0	0	0	0	1	0	7	1				
14	No. CPIO's Appointed (B)	0	1	1	1	1	0	1	0	1	0	40	1				
15	No. FAA's Appointed (C)	0	1	1	1	1	0	1	0	1	0	31	1				
16	Total (A+B+C)	0	2	2	3	2	0	2	0	3	0	78	3				
17	*			Section 8(1)	a	0	0	0	0	0	0	0	0	0	4		
18					b	0	0	0	0	0	0	0	0	0	0	0	0
19					c	0	0	0	0	0	0	0	0	0	0	0	0
20					d	0	0	0	0	0	0	0	0	0	0	1	0
21					e	0	0	0	0	0	0	0	0	0	0	0	0
22					f	0	0	0	0	0	0	0	0	0	0	1	0
23					g	0	0	0	0	0	0	0	0	0	0	0	0
24					h	0	0	0	0	0	0	0	0	0	0	1	0
25					i	0	0	0	0	0	0	0	0	0	0	0	0
26					j	0	0	0	0	0	0	0	0	0	0	0	3
27					9	0	0	0	0	0	0	0	0	0	0	0	0
28					11	0	0	0	0	0	0	0	0	0	0	4	0
29					24	0	0	0	0	0	0	0	0	0	0	0	0
30					other	0	0	11	0	0	0	0	0	0	0	18	22
Total (17 to 30)		0	0	11	0	0	0	0	0	0	0	25	29				

* No. of times various Provisions were invoked while Rejecting Requests

** Relevant Sections of RTI Act 2005

Note :- The above data has been compiled based on the Quarterly reports submitted by Public Authorities on AppComs Software which is completed after the end of the financial year. In case any public authority does not enter the data the same will not be reflected in our Software/Annual Report.

Sr. No	Ministry/Department/Organisation		42.2 42.3 42.4 42.5 42.6 42.7 42.8 42.9 42.10 42.11 42.12 42.13 42.14 42.15															
			ISRO Headquarters, Bengaluru	Vikram Sarabhai Space Centre, Thiruvananthapuram	Liquid Propulsion Systems Centre, Valiamala & Bengaluru	Satish Dhawan Space Centre -SHAR, Sriharikota	U.R. Rao Satellite Centre, Bengaluru	Space Applications Centre, Ahmedabad	National Remote Sensing Centre, Hyderabad	ISRO Propulsion Complex, Mahendragiri	Master Control Facility, Hassan	ISRO Telemetry, Tracking and Command Network (ISTRAC), Bengaluru	Indian Institute of Remote Sensing, Dehradun	Physical Research Laboratory (PRL), Ahmedabad	North Eastern Space Applications Centre (NE-SAC), Shillong	Semi-Conductor Laboratory (SCL), Chandigarh		
1	Opening Balance Of Requests Received Under RTI (As On 1st April)		24	37	15	17	5	15	21	20	13	12	0	0	4	7		
2	No.Of Requests Received		440	179	109	100	107	104	51	66	23	44	30	37	37	35		
3	Total No.Of Requests (Column 1+2)		464	216	124	117	112	119	72	86	36	56	30	37	41	42		
4	No. Of Cases Transferred To Other PAs U/S 6(3)		48	2	3	0	7	6	5	1	0	2	1	0	0	0		
5	Total No.Of Appeals Received		27	32	11	14	20	15	5	4	3	2	2	12	4	6		
6	Total No.Of Appeals Disposed		26	6	9	5	6	4	4	4	0	2	2	8	4	5		
7	Decisions Where Applications For Information Rejected		20 (5%)	22 (12%)	0	3 (3%)	2 (2%)	7 (7%)	4 (8%)	0	0	0	0	0	0	0		
8	Number Of Cases Where Disciplinary Action Taken Against Any Officer In Respect Of Administration Of RTI Act		0	0	0	0	0	0	0	0	0	0	0	0	0	0		
9	Fee(Application) Collected (Rs.)		3750	1600	880	730	830	880	0	70	30	120	150	158	10	210		
10	Addl.Charges Collected (Rs.)		78	1110	54	140	0	0	0	0	0	228	0	0	0	82		
11	Penalty Collected (Rs.)		0	0	0	0	0	0	0	0	0	0	0	0	0	0		
12	Total Amount Collected (Fee+Addl. Charges +Penalty) (Rs.)		3828	2710	934	870	830	880	0	70	30	348	150	158	10	292		
13	No. CAPIO's Appointed (A)		1	1	1	1	1	0	1	1	1	0	1	1	1	1		
14	No. CPIO's Appointed (B)		1	1	1	1	1	1	1	1	1	1	1	1	1	1		
15	No. FAA's Appointed (C)		1	1	1	1	1	1	1	1	1	1	1	1	1	1		
16	Total (A+B+C)		3	3	3	3	3	2	3	3	3	2	3	3	3	3		
17	*	**	Section 8(1)															
18			a	7	1	0	0	1	0	0	0	0	1	0	0	0	0	
19			b	1	0	0	0	0	0	0	0	0	0	0	0	0	0	
20			c	0	0	0	0	0	0	0	0	0	0	0	0	0	0	
21			d	1	1	0	0	0	0	0	0	0	1	0	0	0	0	
22			e	0	1	0	0	0	0	0	0	0	0	0	0	0	0	
23			f	0	0	0	0	0	0	0	0	0	0	0	0	0	0	
24			g	3	2	0	0	1	0	0	0	0	1	0	0	0	0	
25			h	0	0	0	0	0	0	0	0	0	2	0	0	0	0	
26			i	0	1	0	0	0	0	0	0	0	0	0	0	0	0	
27			j	2	1	0	0	0	2	0	0	0	0	0	0	0	0	
28			Other Sections		Other Sections													
29			9	0	0	0	0	0	0	0	0	0	0	0	0	0	0	
30	11	0	0	0	0	0	0	0	0	0	0	0	0	0	0			
30	24	0	0	0	0	0	0	0	0	0	0	0	0	0	0			
30	other	9	33	0	3	1	5	4	0	0	0	0	0	0	0			
Total (17 to 30)			23	40	0	3	3	7	4	0	2	3	0	0	0	0		

* No. of times various Provisions were invoked while Rejecting Requests

** Relevant Sections of RTI Act 2005

Note :- The above data has been compiled based on the Quarterly reports submitted by Public Authorities on AppComs Software which is completed after the end of the financial year. In case any public authority does not enter the data the same will not be reflected in our Software/Annual Report.

Sr. No	Ministry/Department/Organisation					42.16	42.17	42.18	42.19	Ministry Total	43		44					
											Ministry of Statistics & Programme Implementation		Ministry of Steel		44.1	44.2	44.3	44.4
1	Opening Balance Of Requests Received Under RTI (As On 1st April)					6	0	1	21	454	306	306	16	171	0	13		
2	No.Of Requests Received					33	26	20	7	1694	1793	1793	282	2988	36	88		
3	Total No.Of Requests (Column 1+2)					39	26	21	28	2148	2099	2099	298	3159	36	101		
4	No. Of Cases Transferred To Other PAs U/S 6(3)					2	1	2	0	154	234	234	148	84	0	0		
5	Total No.Of Appeals Received					2	2	0	0	215	222	222	16	508	2	23		
6	Total No.Of Appeals Disposed					0	1	0	0	109	126	126	16	415	2	19		
7	Decisions Where Applications For Information Rejected					0	0	0	0	87 (5%)	51 (3%)	51 (3%)	8 (3%)	171 (6%)	0	0		
8	Number Of Cases Where Disciplinary Action Taken Against Any Officer In Respect Of Administration Of RTI Act					0	0	0	0	0	0	0	0	0	0	0		
9	Fee(Application) Collected (Rs.)					280	120	40	0	11718	10070	10070	2210	17954	440	200		
10	Addl.Charges Collected (Rs.)					0	0	0	0	1692	4012	4012	480	1921	0	0		
11	Penalty Collected (Rs.)					0	0	0	0	0	0	0	0	750	0	0		
12	Total Amount Collected (Fee+Addl. Charges +Penalty) (Rs.)					280	120	40	0	13410	14082	14082	2690	20625	440	200		
13	No. CAPIO's Appointed (A)					1	0	1	0	15	0	0	0	21	1	18		
14	No. CPIO's Appointed (B)					1	0	1	0	17	82	82	29	21	0	1		
15	No. FAA's Appointed (C)					1	0	1	0	17	37	37	29	21	0	1		
16	Total (A+B+C)					3	0	3	0	49	119	119	58	63	1	20		
17	*	**	Section 8(1)	a	0	0	0	0	14	0	0	0	0	0	0	0		
18				b	0	0	0	0	1	0	0	0	0	0	2	0	0	
19				c	0	0	0	0	0	0	0	0	0	0	0	0	0	0
20				d	0	5	0	0	8	0	0	0	0	0	0	96	0	0
21				e	0	0	0	0	1	0	0	0	0	0	0	15	0	0
22				f	0	0	0	0	0	0	0	0	0	0	0	0	0	0
23				g	0	0	0	0	7	0	0	0	0	0	0	7	0	0
24				h	0	0	0	0	2	0	0	0	1	1	1	7	0	0
25				i	0	0	0	0	1	0	0	0	0	0	0	13	0	0
26				j	0	1	0	0	9	0	0	0	1	1	3	194	0	0
27				9	0	0	0	0	0	0	0	0	0	0	0	10	0	0
28				11	0	0	0	0	0	0	0	0	0	0	0	2	0	0
29				24	0	0	0	0	0	0	0	0	0	0	0	1	0	0
30	other	0	0	0	0	77	0	0	0	151	151	4	41	38	0			
Total (17 to 30)						0	6	0	0	120	153	153	8	388	38	0		

* No. of times various Provisions were invoked while Rejecting Requests

** Relevant Sections of RTI Act 2005

Note :- The above data has been compiled based on the Quarterly reports submitted by Public Authorities on AppComs Software which is completed after the end of the financial year. In case any public authority does not enter the data the same will not be reflected in our Software/Annual Report.

Sr. No	Ministry/Department/Organisation											44.5	44.6	44.7	44.8	44.9	44.10	44.11	44.12	44.13	44.14	45	45.1	45.2		
	Biju Patnaik National Steel Institute	NIMDC Ltd.	Institute of Steel Development Growth (INSDAG)	KIOCL Limited	Joint Plant Committee	MOIL LIMITED	Ferro Scrap Nigam Limited	National Institute of Secondary Steel Technology (NISST)	MECON Limited	Rashtraiya Ispat Nigam Ltd.	Ministry Total															
1	Opening Balance Of Requests Received Under RTI (As On 1st April)											0	5	0	0	0	16	2	0	4	160	387	45	8		
2	No.Of Requests Received											5	208	6	52	9	132	53	5	114	601	4579	654	598		
3	Total No.Of Requests (Column 1+2)											5	213	6	52	9	148	55	5	118	761	4966	699	606		
4	No. Of Cases Transferred To Other PAs U/S 6(3)											0	11	0	0	1	0	0	0	0	5	249	223	32		
5	Total No.Of Appeals Received											0	20	0	1	0	16	3	0	35	97	721	18	16		
6	Total No.Of Appeals Disposed											0	20	0	1	0	15	2	0	24	91	605	18	15		
7	Decisions Where Applications For Information Rejected											0	7 (3%)	0	0	0	20 (15%)	1 (2%)	0	4 (4%)	2 (0%)	213 (5%)	0	91 (15%)		
8	Number Of Cases Where Disciplinary Action Taken Against Any Officer In Respect Of Administration Of RTI Act											0	0	0	0	0	0	0	0	0	0	0	0	0		
9	Fee(Application) Collected (Rs.)											0	1732	0	40	0	80	30	0	960	2304	25950	250	2620		
10	Addl.Charges Collected (Rs.)											0	80	0	0	0	0	0	0	164	0	2645	20	24		
11	Penalty Collected (Rs.)											0	0	0	0	0	0	0	0	0	0	750	0	0		
12	Total Amount Collected (Fee+Addl. Charges +Penalty) (Rs.)											0	1812	0	40	0	80	30	0	1124	2304	29345	270	2644		
13	No. CAPIO's Appointed (A)											0	0	0	7	3	10	6	1	1	26	94	0	15		
14	No. CPIO's Appointed (B)											1	8	0	7	1	10	1	1	1	1	82	13	10		
15	No. FAA's Appointed (C)											1	1	0	4	1	1	1	1	1	6	68	9	1		
16	Total (A+B+C)											2	9	0	18	5	21	8	3	3	33	244	22	26		
17	*	**	Section 8(1)	a	0	0	0	0	0	0	0	0	0	0	0	0	0	0	0	0	0	0				
18				b	0	0	0	0	0	0	0	0	0	0	0	0	0	0	0	0	0	0	2	0	0	
19				c	0	0	0	0	0	0	0	0	0	0	0	0	0	0	0	0	0	0	0	0	0	0
20				d	0	0	0	0	0	0	0	0	0	1	0	1	0	0	0	0	0	0	0	98	0	0
21				e	0	0	0	0	0	0	0	0	0	0	0	0	0	0	0	0	0	0	0	15	0	0
22				f	0	0	0	0	0	0	0	0	0	0	0	0	0	0	0	0	0	0	0	0	0	0
23				g	0	0	0	0	0	0	0	0	0	0	0	0	0	0	0	0	0	0	0	7	0	0
24				h	0	0	0	0	0	0	0	0	0	0	0	0	0	0	0	0	0	0	0	8	0	0
25				i	0	0	0	0	0	0	0	0	0	0	0	1	0	0	0	0	0	0	14	0	0	
26				j	0	0	0	0	0	0	0	0	0	0	0	2	0	0	0	0	0	0	199	0	0	
27				9	0	0	0	0	0	0	0	0	0	0	0	0	0	0	0	0	0	0	10	0	0	
28				11	0	2	0	0	0	0	0	0	0	0	0	0	0	0	0	0	0	0	4	0	0	
29				24	0	0	0	0	0	0	0	0	0	0	0	0	0	0	0	0	0	0	1	0	0	
30	other	0	7	0	0	0	0	0	0	0	0	0	0	0	0	0	0	0	2	92	0	91				
Total (17 to 30)											0	9	0	0	0	0	1	0	4	2	450	0	91			

* No. of times various Provisions were invoked while Rejecting Requests

** Relevant Sections of RTI Act 2005

Note :- The above data has been compiled based on the Quarterly reports submitted by Public Authorities on AppComs Software which is completed after the end of the financial year. In case any public authority does not enter the data the same will not be reflected in our Software/Annual Report.

Sr. No	Ministry/Department/Organisation		45.3 to 45.15															
			National Jute Manufacturing Corporation Ltd.	National Handloom Development Corporation Limited	Office of Development Commissioner(Handicrafts)	Handicrafts and Handlooms Exports Corpn. of India	Central Cottage Industries Corporation of India Ltd.	Sardar Vallabhbhai Patel Institute of Textile Management	Office of Jute Commissioner	National Institute of Fashion Technology	The Jute Corporation of India Limited	Central Silk Board	Office of Development Commissioner(Handlooms)	Central Wool Development Board	National Jute Board			
1	Opening Balance Of Requests Received Under RTI (As On 1st April)		6	1	21	2	0	12	0	6	27	3	135	0	46			
2	No.Of Requests Received		61	11	234	15	31	1	150	195	51	118	333	29	12			
3	Total No.Of Requests (Column 1+2)		67	12	255	17	31	13	150	201	78	121	468	29	58			
4	No. Of Cases Transferred To Other PAs U/S 6(3)		0	0	0	0	0	0	1	2	0	0	3	0	0			
5	Total No.Of Appeals Received		12	6	15	0	2	0	3	28	12	12	6	2	0			
6	Total No.Of Appeals Disposed		11	6	15	0	1	0	2	21	8	12	6	2	0			
7	Decisions Where Applications For Information Rejected		0	0	0	9 (60%)	2 (6%)	12 (1200%)	0	10 (5%)	0	16 (14%)	84 (25%)	0	0			
8	Number Of Cases Where Disciplinary Action Taken Against Any Officer In Respect Of Administration Of RTI Act		0	0	0	0	0	0	0	0	0	0	0	0	0			
9	Fee(Application) Collected (Rs.)		230	120	2510	0	110	100	220	1950	490	860	170	30	0			
10	Addl.Charges Collected (Rs.)		100	0	0	0	0	0	50	90	0	530	0	48	0			
11	Penalty Collected (Rs.)		0	0	0	0	0	0	0	0	0	0	0	0	0			
12	Total Amount Collected (Fee+Addl. Charges +Penalty) (Rs.)		330	120	2510	0	110	100	270	2040	490	1390	170	78	0			
13	No. CAPIO's Appointed (A)		0	0	66	0	0	0	1	18	1	215	1	1	0			
14	No. CPIO's Appointed (B)		1	5	26	1	0	0	1	53	1	31	11	1	1			
15	No. FAA's Appointed (C)		1	0	9	0	0	0	1	23	1	1	4	1	1			
16	Total (A+B+C)		2	5	101	1	0	0	3	94	3	247	16	3	2			
17	*	**	Section 8(1)	a	0	0	0	0	0	0	0	0	0	0	0			
18				b	0	0	0	0	0	0	0	0	0	0	0	0	0	
19				c	0	0	0	0	0	0	0	0	0	0	0	0	0	
20				d	0	1	0	0	0	0	0	0	0	0	0	0	0	
21				e	0	0	0	0	0	0	0	5	0	0	0	0	0	
22				f	0	0	0	0	0	0	0	0	0	0	0	0	0	
23				g	0	0	0	0	0	0	0	0	0	0	0	0	0	
24				h	0	1	0	0	0	0	0	5	0	0	0	0	0	
25				i	0	0	0	0	0	0	0	0	0	0	0	0	0	
26				j	0	3	0	0	0	0	0	0	0	16	0	0	0	
27				Other Sections		9	0	0	0	0	0	0	0	0	0	0	0	0
28						11	0	0	0	0	0	0	0	0	0	0	0	0
29						24	0	0	0	0	0	0	0	0	0	0	0	0
30			other	0	0	0	9	0	0	0	0	0	0	0	0			
Total (17 to 30)			0	5	0	9	0	0	0	10	0	16	0	0	0			

* No. of times various Provisions were invoked while Rejecting Requests

** Relevant Sections of RTI Act 2005

Note :- The above data has been compiled based on the Quarterly reports submitted by Public Authorities on AppComs Software which is completed after the end of the financial year. In case any public authority does not enter the data the same will not be reflected in our Software/Annual Report.

Sr. No	Ministry/Department/Organisation					45.16	45.17	45.18	45.19	Ministry Total	46	46.1	46.2	46.3	46.4	46.5	46.6	46.7	46.8	46.9
	Cotton Corporation of India Ltd.	Textile Committee	British India corporation	National Textiles Corporation Ltd.	Ministry of Tourism															
1	Opening Balance Of Requests Received Under RTI (As On 1st April)					22	0	0	68	402	0	3	7	12	0	0	0	72	0	
2	No.Of Requests Received					339	72	23	172	3099	639	11	24	17	10	14	18	26	40	
3	Total No.Of Requests (Column 1+2)					361	72	23	240	3501	639	14	31	29	10	14	18	98	40	
4	No. Of Cases Transferred To Other PAs U/S 6(3)					1	1	0	0	263	158	0	2	0	0	0	0	0	0	
5	Total No.Of Appeals Received					4	7	5	60	208	52	0	2	0	0	1	1	0	0	
6	Total No.Of Appeals Disposed					4	4	5	17	147	52	0	2	0	0	1	1	0	0	
7	Decisions Where Applications For Information Rejected					3 (1%)	21 (29%)	0	31 (18%)	279 (9%)	10 (2%)	0	0	0	0	0	0	0	0	
8	Number Of Cases Where Disciplinary Action Taken Against Any Officer In Respect Of Administration Of RTI Act					0	0	0	0	0	0	0	0	0	0	0	0	0	0	
9	Fee(Application) Collected (Rs.)					1250	360	100	1310	12680	440	0	210	70	10	30	140	80	400	
10	Addl.Charges Collected (Rs.)					380	452	0	2230	3924	690	0	58	388	38	0	0	0	100	
11	Penalty Collected (Rs.)					0	0	0	0	0	0	0	0	0	0	0	0	0	0	
12	Total Amount Collected (Fee+Addl. Charges +Penalty) (Rs.)					1630	812	100	3540	16604	1130	0	268	458	48	30	140	80	500	
13	No. CAPIO's Appointed (A)					246	39	2	14	619	0	1	1	1	0	0	1	0	0	
14	No. CPIO's Appointed (B)					22	1	1	16	195	58	1	1	1	1	1	1	0	11	
15	No. FAA's Appointed (C)					2	2	1	3	60	19	0	1	1	1	1	1	0	0	
16	Total (A+B+C)					270	42	4	33	874	77	2	3	3	2	2	3	0	11	
17	*	**	Section 8(1)	a	0	0	0	0	0	0	0	0	0	0	0	0	0	0		
18				b	0	0	0	0	0	0	0									
19				c	0	0	0	0	0	0	0									
20				d	2	0	0	0	0	3	0									
21				e	0	0	0	0	0	5	0									
22				f	0	0	0	0	0	0	0									
23				g	0	0	0	0	0	0	0									
24				h	0	0	0	0	0	6	0									
25				i	0	0	0	0	0	0	0									
26				j	0	0	0	1	20	0	0									
27				9	0	0	0	0	0	0	0									
28				11	0	0	0	7	7	0	0									
29				24	0	0	0	0	0	0	0									
30	other	2	22	0	23	147	0	0												
Total (17 to 30)					4	22	0	31	188	0	0	0	0	0	0	0	0	0		

* No. of times various Provisions were invoked while Rejecting Requests

** Relevant Sections of RTI Act 2005

Note :- The above data has been compiled based on the Quarterly reports submitted by Public Authorities on AppComs Software which is completed after the end of the financial year. In case any public authority does not enter the data the same will not be reflected in our Software/Annual Report.

Sr. No	Ministry/Department/Organisation	46.10	46.11	46.12	46.13	46.14	46.15	46.16	46.17	46.18	46.19	46.20	46.21	46.22	46.23	46.24	46.25		
		IHM Bhopal	India Tourism Development Corporation (ITDC)	IHM Gwalior	IHM Chandigarh	IHM Mumbai	IHM Hajipur	IHM Chennai	IHM Shimla	IHM Bangalore	IHM Guwahati	IHM Lucknow	IHM Hyderabad	NCHMCT NOIDA	IHM Jaipur	IHM Shillong	IHM Goa		
1	Opening Balance Of Requests Received Under RTI (As On 1st April)	9	408	5	2	2	0	0	0	0	0	3	0	0	104	0	58		
2	No.Of Requests Received	21	219	20	29	12	17	15	20	16	42	23	14	10	9	2	7		
3	Total No.Of Requests (Column 1+2)	30	627	25	31	14	17	15	20	16	42	26	14	10	113	2	65		
4	No. Of Cases Transferred To Other PAs U/S 6(3)	0	0	1	0	0	0	0	0	0	0	1	0	2	5	0	0		
5	Total No.Of Appeals Received	0	50	1	1	1	2	0	0	0	0	4	1	1	2	0	0		
6	Total No.Of Appeals Disposed	0	16	1	1	1	2	0	0	0	0	4	1	1	2	0	0		
7	Decisions Where Applications For Information Rejected	0	5 (2%)	1 (5%)	0	0	0	0	0	0	0	0	0	0	0	0	0		
8	Number Of Cases Where Disciplinary Action Taken Against Any Officer In Respect Of Administration Of RTI Act	0	0	0	0	0	0	0	0	0	0	0	0	0	0	0	0		
9	Fee(Application) Collected (Rs.)	70	2190	80	90	20	30	0	0	0	0	250	140	80	80	0	0		
10	Addl.Charges Collected (Rs.)	80	50	310	0	25	0	0	0	0	0	8	0	66	0	0	0		
11	Penalty Collected (Rs.)	0	0	0	0	0	0	0	0	0	0	0	0	0	0	0	0		
12	Total Amount Collected (Fee+Addl. Charges +Penalty) (Rs.)	150	2190	130	400	20	55	0	0	0	0	258	140	146	80	0	0		
13	No. CAPIO's Appointed (A)	1	5	1	1	0	0	1	0	0	0	0	0	2	0	1	0		
14	No. CPIO's Appointed (B)	1	27	1	1	0	0	1	0	1	1	1	0	1	0	1	0		
15	No. FAA's Appointed (C)	1	3	1	1	0	0	1	1	0	1	1	0	1	0	1	0		
16	Total (A+B+C)	3	35	3	3	0	0	2	2	0	2	2	0	4	0	3	0		
17	*	**	Section 8(1)	a	0	0	0	0	0	0	0	0	0	0	0	0	0		
18				b	0	0	0	0	0	0	0	0	0	0	0	0	0	0	0
19				c	0	0	0	0	0	0	0	0	0	0	0	0	0	0	0
20				d	0	2	0	0	0	0	0	0	0	0	0	0	0	0	0
21				e	0	0	0	0	0	0	0	0	0	0	0	0	0	0	0
22				f	0	0	0	0	0	0	0	0	0	0	0	0	0	0	0
23				g	0	0	0	0	0	0	0	0	0	0	0	0	0	0	0
24				h	0	0	0	0	0	0	0	0	0	0	0	0	0	0	0
25				i	0	0	3	0	0	0	0	0	0	0	0	0	0	0	0
26				j	0	3	14	0	0	0	0	0	0	0	0	0	0	0	0
27				9	0	0	0	0	0	0	0	0	0	0	0	0	0	0	0
28				11	0	0	0	0	0	0	0	0	0	0	0	0	0	0	0
29				24	0	0	0	0	0	0	0	0	0	0	0	0	0	0	0
30	other	0	0	0	0	0	0	0	0	0	0	0	0	0	0	0			
Total (17 to 30)		0	5	17	0	0	0	0	0	0	0	0	0	0	0	0			

* No. of times various Provisions were invoked while Rejecting Requests

** Relevant Sections of RTI Act 2005

Note :- The above data has been compiled based on the Quarterly reports submitted by Public Authorities on AppComs Software which is completed after the end of the financial year. In case any public authority does not enter the data the same will not be reflected in our Software/Annual Report.

Sr. No	Ministry/Department/Organisation		Ministry Total	Ministry of Culture														
				47	47.1	47.2	47.3	47.4	47.5	47.6	47.7	47.8	47.9	47.10	47.11	47.12	47.13	
1	Opening Balance Of Requests Received Under RTI (As On 1st April)		685	471	0	81	0	2	3	4	5	90	1	1	6	3		
2	No.Of Requests Received		1275	1129	45	91	1156	10	6	45	18	25	14	15	81	11		
3	Total No.Of Requests (Column 1+2)		1960	1600	45	172	1156	12	9	49	23	115	15	16	87	14		
4	No. Of Cases Transferred To Other PAs U/S 6(3)		169	504	0	13	0	0	0	0	0	0	0	0	0	0		
5	Total No.Of Appeals Received		119	102	0	19	44	1	0	4	1	0	3	0	21	0		
6	Total No.Of Appeals Disposed		85	28	0	14	44	1	0	4	0	0	2	0	19	0		
7	Decisions Where Applications For Information Rejected		16 (1%)	11 (1%)	0	0	0	0	0	0	0	0	0	0	0	0		
8	Number Of Cases Where Disciplinary Action Taken Against Any Officer In Respect Of Administration Of RTI Act		0	0	0	0	0	0	0	0	0	0	0	0	0	0		
9	Fee(Application) Collected (Rs.)		4410	850	10	350	1060	40	0	300	0	0	50	100	100	0		
10	Addl.Charges Collected (Rs.)		1813	526	0	110	7370	0	0	2430	0	0	110	0	0	0		
11	Penalty Collected (Rs.)		0	0	0	0	0	0	0	0	0	0	0	0	0	0		
12	Total Amount Collected (Fee+Addl. Charges +Penalty) (Rs.)		6223	1376	10	460	8430	40	0	2730	0	0	160	100	100	0		
13	No. CAPIO's Appointed (A)		16	1	0	1	0	0	1	1	1	0	0	0	0	1		
14	No. CPIO's Appointed (B)		110	29	0	1	91	1	1	1	1	1	1	1	0	1		
15	No. FAA's Appointed (C)		36	29	0	1	89	1	1	1	1	0	1	0	0	3		
16	Total (A+B+C)		162	59	0	3	180	2	3	3	3	1	2	1	0	5		
17	*	**	Section 8(1)	a	0	0	0	0	0	0	0	0	0	0	0	0		
18				b	0	0	0	0	0	0	0	0	0	0	0	0	0	0
19				c	0	0	0	0	0	0	0	0	0	0	0	0	0	0
20				d	2	0	0	0	0	0	0	0	0	0	0	0	0	0
21				e	0	0	0	0	0	0	0	0	0	0	0	0	0	0
22				f	0	0	0	0	0	0	0	0	0	0	0	0	0	0
23				g	0	0	0	0	0	0	0	0	0	0	0	0	0	0
24				h	0	0	0	0	0	0	0	0	0	0	0	0	0	0
25				i	3	0	0	0	0	0	0	0	0	0	0	0	0	0
26				j	17	0	0	0	0	0	0	0	0	0	0	0	0	0
27				9	0	0	0	0	0	0	0	0	0	0	0	0	0	0
28				11	0	0	0	0	0	0	0	0	0	0	0	0	0	0
29				24	0	0	0	0	0	0	0	0	0	0	0	0	0	0
30	other	0	0	0	0	0	0	0	0	0	0	0	0	0	0			
Total (17 to 30)			22	0	0	0	0	0	0	0	0	0	0	0	0	0		

* No. of times various Provisions were invoked while Rejecting Requests

** Relevant Sections of RTI Act 2005

Note :- The above data has been compiled based on the Quarterly reports submitted by Public Authorities on AppComs Software which is completed after the end of the financial year. In case any public authority does not enter the data the same will not be reflected in our Software/Annual Report.

Sr. No	Ministry/Department/Organisation																		
		47.14	47.15	47.16	47.17	47.18	47.19	47.20	47.21	47.22	47.23	47.24	47.25	47.26	47.27	47.28	47.29	47.30	
		Gandhi Smriti Darshan Samiti	Indira Gandhi National Centre for the Arts	Khuda Bakhsh Oriental Public Library	Lalit Kala Akademi	Maulana Abul Kalam Azad Instt. of Asian Studies.	National Council of Science Museums.(Hqrs./CRTL)	National Culture Fund	National Gallery of Modern Arts	National Library	National Museum	National Museum Institute of History of Art Conservation and Museology Janpath New Delhi.	National Research Laboratory for Conservation of Cultural Property.	Nava Nalanda Mahavihara	Nehru Memorial Museum & Library	North Zone Cultural Centre, Patiala	Raja Rammohan Roy Library Foundation.	Rampur Raza Library	
1	Opening Balance Of Requests Received Under RTI (As On 1st April)	0	12	1	16	0	4	0	0	98	0	6	2	1	0	0	4	37	
2	No.Of Requests Received	59	83	3	30	20	118	0	13	84	35	19	52	0	48	5	20	9	
3	Total No.Of Requests (Column 1+2)	59	95	4	46	20	122	0	13	182	35	25	54	1	48	5	24	46	
4	No. Of Cases Transferred To Other PAs U/S 6(3)	3	0	0	0	0	0	0	0	0	1	0	0	0	0	0	0	0	
5	Total No.Of Appeals Received	1	0	0	6	0	4	0	0	10	0	3	0	0	2	0	0	0	
6	Total No.Of Appeals Disposed	1	0	0	6	0	4	0	0	10	0	3	0	0	2	0	0	0	
7	Decisions Where Applications For Information Rejected	0	0	0	0	0	0	0	0	0	0	0	0	0	0	0	0	0	
8	Number Of Cases Where Disciplinary Action Taken Against Any Officer In Respect Of Administration Of RTI Act	0	0	0	0	0	0	0	0	0	0	0	0	0	0	0	0	0	
9	Fee(Application) Collected (Rs.)	0	100	0	170	0	40	0	10	0	100	50	110	0	30	80	0	0	
10	Addl.Charges Collected (Rs.)	0	0	0	266	0	150	0	0	0	0	30	200	0	0	0	0	0	
11	Penalty Collected (Rs.)	0	0	0	0	0	0	0	0	0	0	0	0	0	0	0	0	0	
12	Total Amount Collected (Fee+Addl. Charges +Penalty) (Rs.)	0	100	0	436	0	190	0	10	0	100	80	310	0	30	80	0	0	
13	No. CAPIO's Appointed (A)	0	0	0	0	0	17	0	0	0	0	0	0	0	0	0	0	0	
14	No. CPIO's Appointed (B)	1	1	1	0	1	6	1	1	2	0	1	1	0	0	1	0	1	
15	No. FAA's Appointed (C)	0	1	1	0	1	6	1	1	1	0	1	0	0	0	1	0	1	
16	Total (A+B+C)	1	2	2	0	2	29	2	2	3	0	2	1	0	0	2	0	2	
17	*	**	Section 8(1)	a	0	0	0	0	0	0	0	0	0	0	0	0	0	0	
18				b	0	0	0	0	0	0	0	0	0	0	0	0	0	0	0
19				c	0	0	0	0	0	0	0	0	0	0	0	0	0	0	0
20				d	0	0	0	0	0	0	0	0	0	0	0	0	0	0	0
21				e	0	0	0	0	0	0	0	0	0	0	0	0	0	0	0
22				f	0	0	0	0	0	0	0	0	0	0	0	0	0	0	0
23				g	0	0	0	0	0	0	0	0	0	0	0	0	0	0	0
24				h	0	0	0	0	0	0	0	0	0	0	0	0	0	0	0
25				i	0	0	0	0	0	0	0	0	0	0	0	0	0	0	0
26				j	0	0	0	0	0	0	0	0	0	0	0	0	0	0	0
27				9	0	0	0	0	0	0	0	0	0	0	0	0	0	0	0
28				11	0	0	0	0	0	0	0	0	0	0	0	0	0	0	0
29				24	0	0	0	0	0	0	0	0	0	0	0	0	0	0	0
30	other	0	0	0	0	0	0	0	0	0	0	0	0	0	0	0			
Total (17 to 30)		0	0	0	0	0	0	0	0	0	0	0	0	0	0	0	0		

* No. of times various Provisions were invoked while Rejecting Requests

** Relevant Sections of RTI Act 2005

Note :- The above data has been compiled based on the Quarterly reports submitted by Public Authorities on AppComs Software which is completed after the end of the financial year. In case any public authority does not enter the data the same will not be reflected in our Software/Annual Report.

Sr. No	Ministry/Department/Organisation							47.31	47.32	47.33	47.34	47.35	47.36	Ministry Total	48	48.1	48.2	48.3	48.4	Ministry Total	49
1	Opening Balance Of Requests Received Under RTI (As On 1st April)							19	0	18	12	0	0	897	34	0	0	1	35		
2	No.Of Requests Received							87	13	71	129	27	23	3594	479	15	157	148	799		
3	Total No.Of Requests (Column 1+2)							106	13	89	141	27	23	4491	513	15	157	149	834		
4	No. Of Cases Transferred To Other PAs U/S 6(3)							2	0	0	0	0	0	523	33	0	0	2	35		
5	Total No.Of Appeals Received							0	0	4	0	0	0	225	16	1	0	46	63		
6	Total No.Of Appeals Disposed							0	0	4	0	0	0	142	16	1	0	31	48		
7	Decisions Where Applications For Information Rejected							0	0	0	0	0	0	11 (0%)	7 (1%)	0	113 (72%)	4 (3%)	124 (16%)		
8	Number Of Cases Where Disciplinary Action Taken Against Any Officer In Respect Of Administration Of RTI Act							0	0	0	0	0	0	0	0	0	0	0	0	0	
9	Fee(Application) Collected (Rs.)							140	0	100	710	0	60	4560	300	30	1764	0	2094		
10	Addl.Charges Collected (Rs.)							0	0	0	0	0	206	11398	162	364	620	28	1174		
11	Penalty Collected (Rs.)							0	0	0	0	0	0	0	0	0	0	0	0	0	
12	Total Amount Collected (Fee+Addl. Charges +Penalty) (Rs.)							140	0	100	710	0	266	15958	462	394	2384	28	3268		
13	No. CAPIO's Appointed (A)							0	0	0	0	0	0	23	0	0	0	0	0	0	
14	No. CPIO's Appointed (B)							1	0	1	0	1	1	151	23	1	4	3	31		
15	No. FAA's Appointed (C)							0	0	0	0	0	0	142	16	1	2	0	19		
16	Total (A+B+C)							1	0	1	0	1	1	316	39	2	6	3	50		
17	*	**	Section 8(1)	a	0	0	0	0	0	0	0	0	0	0	0	0	0	0	0		
18				b	0	0	0	0	0	0	0	0	0	0	0	0	0	0	0	0	0
19				c	0	0	0	0	0	0	0	0	0	0	0	0	0	0	0	0	0
20				d	0	0	0	0	0	0	0	0	0	0	0	0	0	0	0	0	0
21				e	0	0	0	0	0	0	0	0	0	0	0	0	0	0	0	0	0
22				f	0	0	0	0	0	0	0	0	0	0	0	0	0	0	0	0	0
23				g	0	0	0	0	0	0	0	0	0	0	0	0	0	0	0	0	0
24				h	0	0	0	0	0	0	0	0	0	0	0	0	0	0	0	0	0
25				i	0	0	0	0	0	0	0	0	0	0	0	0	0	0	0	0	0
26				j	0	0	0	0	0	0	0	0	0	0	0	0	0	0	0	0	0
27				9	0	0	0	0	0	0	0	0	0	0	0	0	0	0	0	0	0
28				11	0	0	0	0	0	0	0	0	0	0	0	0	0	0	0	0	0
29				24	0	0	0	0	0	0	0	0	0	0	0	0	0	0	0	0	0
30	other	0	0	0	0	0	0	0	0	0	0	0	0	0	0	0	0	0			
Total (17 to 30)							0	0	0	0	0	0	0	0	0	0	0	0	0		

* No. of times various Provisions were invoked while Rejecting Requests

** Relevant Sections of RTI Act 2005

Note :- The above data has been compiled based on the Quarterly reports submitted by Public Authorities on AppComs Software which is completed after the end of the financial year. In case any public authority does not enter the data the same will not be reflected in our Software/Annual Report.

Sr. No	Ministry/Department/Organisation						49.1	49.2	49.3	49.4	49.5	50	50.1	50.2	50.3	50.4	50.5	
																		Ministry of Road Transport & Highways
1	Opening Balance Of Requests Received Under RTI (As On 1st April)						1957	5246	53	12	14	7282	0	4	9	0	446	
2	No.Of Requests Received						7453	10835	160	306	99	18853	180	124	528	30	478	
3	Total No.Of Requests (Column 1+2)						9410	16081	213	318	113	26135	180	128	537	30	924	
4	No. Of Cases Transferred To Other PAs U/S 6(3)						667	209	52	89	2	1019	0	4	35	0	82	
5	Total No.Of Appeals Received						865	649	11	29	8	1562	25	9	0	4	228	
6	Total No.Of Appeals Disposed						538	309	8	28	4	887	25	2	0	4	146	
7	Decisions Where Applications For Information Rejected						8 (0%)	126 (1%)	0	0	0	134 (1%)	0	62 (50%)	2 (0%)	1 (3%)	0	
8	Number Of Cases Where Disciplinary Action Taken Against Any Officer In Respect Of Administration Of RTI Act						0	0	0	0	0	0	0	0	0	0	0	
9	Fee(Application) Collected (Rs.)						35810	7440	1480	1420	970	47120	2020	420	2270	150	420	
10	Addl.Charges Collected (Rs.)						1022	311	0	0	0	1333	565	1956	1377	0	712	
11	Penalty Collected (Rs.)						0	0	0	0	0	0	0	0	0	0	0	
12	Total Amount Collected (Fee+Addl. Charges +Penalty) (Rs.)						36832	7751	1480	1420	970	48453	2585	2376	3647	150	1132	
13	No. CAPIO's Appointed (A)						0	0	0	1	0	1	0	0	0	0	0	
14	No. CPIO's Appointed (B)						91	0	1	59	2	153	16	1	38	0	652	
15	No. FAA's Appointed (C)						63	0	1	15	1	80	11	1	27	0	29	
16	Total (A+B+C)						154	0	2	75	3	234	27	2	65	0	681	
17	*	**	Section 8(1)	a	0	0	0	0	0	0	0	0	0	0	0	0		
18				b	0	0	0	0	0	0	0	0	0	0	0	0	0	0
19				c	0	0	0	0	0	0	0	0	0	0	0	0	0	0
20				d	0	0	0	0	0	0	0	0	0	0	0	0	0	0
21				e	0	0	0	0	0	0	0	0	0	0	0	0	0	0
22				f	0	0	0	0	0	0	0	0	0	0	0	0	0	0
23				g	0	0	0	0	0	0	0	0	0	0	0	0	0	0
24				h	0	0	0	0	0	0	0	0	0	0	0	0	0	0
25				i	0	0	0	0	0	0	0	0	0	0	0	0	0	0
26				j	0	1	0	0	0	0	0	0	1	0	4	1	0	0
27				9	0	0	0	0	0	0	0	0	0	0	0	0	0	0
28				11	0	1	0	0	0	0	0	0	1	0	0	0	0	0
29				24	0	0	0	0	0	0	0	0	0	0	0	0	0	0
30	other	0	33	0	0	0	0	0	0	33	0	39	0	0	0			
Total (17 to 30)						0	35	0	0	0	35	0	43	1	0	0		

* No. of times various Provisions were invoked while Rejecting Requests

** Relevant Sections of RTI Act 2005

Note :- The above data has been compiled based on the Quarterly reports submitted by Public Authorities on AppComs Software which is completed after the end of the financial year. In case any public authority does not enter the data the same will not be reflected in our Software/Annual Report.

Sr. No	Ministry/Department/Organisation		Ministry Total	51		52		53		54											
				President Secretariat	Ministry Total	Comptroller & Auditor General	Ministry Total	UT of Andaman & Nicobar	Ministry Total	Home Department											
1	Opening Balance Of Requests Received Under RTI (As On 1st April)		459	0	0	36	36	459	459	1											
2	No.Of Requests Received		1340	2983	2983	3542	3542	1685	1685	764											
3	Total No.Of Requests (Column 1+2)		1799	2983	2983	3578	3578	2144	2144	765											
4	No. Of Cases Transferred To Other PAs U/S 6(3)		121	842	842	331	331	1015	1015	375											
5	Total No.Of Appeals Received		266	591	591	511	511	87	87	96											
6	Total No.Of Appeals Disposed		177	0	0	74	74	20	20	75											
7	Decisions Where Applications For Information Rejected		65 (5%)	16 (1%)	16 (1%)	315 (9%)	315 (9%)	127 (8%)	127 (8%)	4 (1%)											
8	Number Of Cases Where Disciplinary Action Taken Against Any Officer In Respect Of Administration Of RTI Act		0	0	0	0	0	0	0	0											
9	Fee(Application) Collected (Rs.)		5280	17889	17889	1755	1755	9918	9918	2740											
10	Addl.Charges Collected (Rs.)		4610	0	0	0	0	36816	36816	11647											
11	Penalty Collected (Rs.)		0	0	0	0	0	0	0	0											
12	Total Amount Collected (Fee+Addl. Charges +Penalty) (Rs.)		9890	17889	17889	1755	1755	46734	46734	14387											
13	No. CAPIO's Appointed (A)		0	0	0	0	0	85	85	0											
14	No. CPIO's Appointed (B)		707	0	0	1	1	109	109	14											
15	No. FAA's Appointed (C)		68	0	0	1	1	34	34	6											
16	Total (A+B+C)		775	0	0	2	2	228	228	20											
17	*	**																			
18												a	0	1	1	0	0	0	0	0	0
19												b	0	0	0	0	0	0	0	0	0
20												c	0	0	0	0	0	0	0	0	0
21												d	0	1	1	0	0	5	5	0	0
22												e	0	9	9	0	0	4	4	0	0
23												f	0	0	0	0	0	0	0	0	0
24												g	0	2	2	0	0	6	6	0	0
25												h	0	0	0	0	0	14	14	0	0
26												i	0	0	0	0	0	1	1	0	0
27												j	5	3	3	12	12	19	19	1	1
28												9	0	0	0	0	0	0	0	0	0
29												11	0	0	0	0	0	3	3	0	0
30	24	0	0	0	0	0	1	1	0	0											
	other	39	0	0	303	303	2	2	3	3											
Total (17 to 30)			44	16	16	315	315	55	55	4											

* No. of times various Provisions were invoked while Rejecting Requests

** Relevant Sections of RTI Act 2005

Note :- The above data has been compiled based on the Quarterly reports submitted by Public Authorities on AppComs Software which is completed after the end of the financial year. In case any public authority does not enter the data the same will not be reflected in our Software/Annual Report.

Sr. No	Ministry/Department/Organisation	54.2	54.3	54.4	54.5	54.6	54.7	54.8	54.9	54.10	54.11	54.12	54.13	54.14			
		Higher Education	Directorate of School Education	Animal Husbandry	Central Treasury	Chandigarh Child Women Development Corporation Limited	Chandigarh College of Architecture	Chandigarh Housing Board	Chandigarh S.C. B.C. and Development Corporation Limited	Chandigarh State Consumer Disputes Redressal Commission	Chandigarh Transport Undertaking	Construction Circle	Director Health Services	Electricity OP Circle			
1	Opening Balance Of Requests Received Under RTI (As On 1st April)	0	0	0	0	0	6	2	0	10	53	0	11	0			
2	No.Of Requests Received	90	271	71	7	18	30	612	5	30	206	260	428	205			
3	Total No.Of Requests (Column 1+2)	90	271	71	7	18	36	614	5	40	259	260	439	205			
4	No. Of Cases Transferred To Other PAs U/S 6(3)	19	57	1	0	1	0	64	0	2	10	7	60	31			
5	Total No.Of Appeals Received	8	28	5	0	1	2	94	0	1	14	7	20	21			
6	Total No.Of Appeals Disposed	8	28	5	0	0	2	93	0	1	11	2	19	21			
7	Decisions Where Applications For Information Rejected	0	1 (0%)	1 (1%)	0	0	1 (3%)	2 (0%)	0	0	4 (2%)	22 (8%)	37 (9%)	38 (19%)			
8	Number Of Cases Where Disciplinary Action Taken Against Any Officer In Respect Of Administration Of RTI Act	0	0	0	0	0	0	0	0	0	0	0	0	0			
9	Fee(Application) Collected (Rs.)	460	4840	40	120	20	100	2700	0	100	1010	250	1660	540			
10	Addl.Charges Collected (Rs.)	1306	2604	996	0	0	772	4430	0	308	1632	0	3200	1017			
11	Penalty Collected (Rs.)	0	0	0	0	0	0	0	0	0	0	0	0	0			
12	Total Amount Collected (Fee+Addl. Charges +Penalty) (Rs.)	1766	7444	1036	120	20	872	7130	0	408	2642	250	4860	1557			
13	No. CAPIO's Appointed (A)	0	0	2	1	1	1	0	1	0	1	0	10	21			
14	No. CPIO's Appointed (B)	4	6	2	1	1	1	0	1	1	12	6	10	5			
15	No. FAA's Appointed (C)	1	2	2	0	1	1	0	1	1	1	1	1	1			
16	Total (A+B+C)	5	8	6	2	3	3	0	3	2	14	7	21	27			
17	*	**	Section 8(1)	a	0	0	0	0	0	0	0	0	0	0			
18				b	0	0	0	0	0	0	0	0	0	0	0		
19				c	0	0	0	0	0	0	0	0	0	0	0		
20				d	0	0	0	0	0	0	0	0	0	0	0	12	
21				e	0	0	0	0	0	0	0	0	0	0	0	0	
22				f	0	0	0	0	0	0	0	0	0	0	0	0	
23				g	0	0	0	0	0	0	0	0	0	0	0	0	1
24				h	0	0	0	0	0	1	0	0	0	0	0	0	0
25				i	0	0	0	0	0	0	0	0	0	0	0	0	0
26				j	0	0	1	0	1	0	0	0	0	0	6	0	9
27				Other Sections	9	0	0	0	0	0	0	0	0	0	0	0	0
28				11	0	0	0	0	0	0	0	0	0	0	0	0	0
29				24	0	0	0	0	0	0	0	0	0	0	0	0	0
30	other	0	0	0	0	0	0	0	0	0	0	0	0	16			
Total (17 to 30)		0	0	1	0	1	1	0	0	0	0	6	0	38			

* No. of times various Provisions were invoked while Rejecting Requests

** Relevant Sections of RTI Act 2005

Note :- The above data has been compiled based on the Quarterly reports submitted by Public Authorities on AppComs Software which is completed after the end of the financial year. In case any public authority does not enter the data the same will not be reflected in our Software/Annual Report.

Sr. No	Ministry/Department/Organisation	54.15	54.16	54.17	54.18	54.19	54.20	54.21	54.22	54.23	54.24	54.25	54.26	54.27	54.28	54.29			
		Electrical Circle	Employment Exchange	Forest & Wildlife Department	Government Polytechnic for Women	Govt. College of Art	Govt. Medical College Hospital	Govt. Museum Art Gallery	Home Guards	Information Technology Department	Labour Department UT of Chandigarh	Law Prosecution Department	Local Audit	Planning Evaluation Organization	Police Department	Printing Stationery Department			
1	Opening Balance Of Requests Received Under RTI (As On 1st April)	0	35	6	64	0	34	0	1	3	9	2	2	0	18	0			
2	No.Of Requests Received	69	68	102	28	30	870	27	30	12	73	54	12	23	3092	23			
3	Total No.Of Requests (Column 1+2)	69	103	108	92	30	904	27	31	15	82	56	14	23	3110	23			
4	No. Of Cases Transferred To Other PAs U/S 6(3)	5	1	0	0	0	16	1	1	1	9	11	2	0	494	0			
5	Total No.Of Appeals Received	1	10	10	0	1	69	0	3	1	0	0	0	0	265	0			
6	Total No.Of Appeals Disposed	1	3	10	0	1	56	0	3	0	0	0	0	0	263	0			
7	Decisions Where Applications For Information Rejected	4 (6%)	11 (16%)	0	0	0	72 (8%)	0	0	0	0	0	0	0	0	0			
8	Number Of Cases Where Disciplinary Action Taken Against Any Officer In Respect Of Administration Of RTI Act	0	0	0	0	0	0	0	0	0	0	0	0	0	0	0			
9	Fee(Application) Collected (Rs.)	0	340	210	0	60	1590	10	150	110	270	80	50	0	5211	30			
10	Addl.Charges Collected (Rs.)	0	290	290	0	230	7494	74	342	0	550	95	50	0	58619	112			
11	Penalty Collected (Rs.)	0	0	0	0	0	0	0	0	0	0	0	0	0	0	0			
12	Total Amount Collected (Fee+Addl. Charges +Penalty) (Rs.)	0	630	500	0	290	9084	84	492	110	820	175	100	0	63830	142			
13	No. CAPIO's Appointed (A)	3	0	1	0	0	0	0	1	0	0	0	0	0	1	0			
14	No. CPIO's Appointed (B)	3	1	1	1	1	59	0	1	0	1	2	1	1	21	0			
15	No. FAA's Appointed (C)	2	1	1	1	1	1	0	1	0	1	1	1	1	7	0			
16	Total (A+B+C)	8	2	3	2	2	60	0	3	0	2	3	2	2	29	0			
17	*	**	Section 8(1)	a	0	0	0	0	0	0	0	0	0	0	0	0			
18				b	0	0	0	0	0	0	0	0	0	0	0	0	1	0	
19				c	0	0	0	0	0	0	0	0	0	0	0	0	0	0	
20				d	0	0	0	0	0	0	0	0	0	0	0	0	0	0	
21				e	0	0	0	0	0	38	0	0	0	0	0	0	0	0	
22				f	0	0	0	0	0	0	0	0	0	0	0	0	0	0	
23				g	0	0	0	0	0	3	0	0	0	0	0	0	0	4	0
24				h	0	0	0	0	0	15	0	0	0	0	0	0	0	188	0
25				i	0	0	0	0	0	0	0	0	0	0	0	0	0	0	
26				j	0	5	0	0	0	28	0	4	0	0	0	0	0	64	0
27				Other Sections	9	0	0	0	0	4	0	0	0	0	0	0	0	0	0
28				11	0	0	0	0	0	1	0	0	0	0	0	0	0	0	0
29				24	0	0	0	0	0	0	0	0	0	0	0	0	0	0	0
30	other	0	0	0	0	0	26	0	0	0	0	0	0	0	0	0			
Total (17 to 30)		0	5	0	0	0	115	0	4	0	0	0	0	0	257	0			

* No. of times various Provisions were invoked while Rejecting Requests

** Relevant Sections of RTI Act 2005

Note :- The above data has been compiled based on the Quarterly reports submitted by Public Authorities on AppComs Software which is completed after the end of the financial year. In case any public authority does not enter the data the same will not be reflected in our Software/Annual Report.

Sr. No	Ministry/Department/Organisation	54.30 to 54.44																
		Prison Department	Public Relation Department	Punjab Engineering College	Science & Technology & Renewable Energy	Sports Department	Social Welfare & Women Child Development	State Legal Services Authority	State Transport Authority	Statistical Cell	Sub Divisional Magistrate (East)	Sub Divisional Magistrate (South)	Urban Planning Architecture Department	Vigilance Department	Municipal Corporation	Hospitality Department		
1	Opening Balance Of Requests Received Under RTI (As On 1st April)	1	2	6	0	18	0	83	1	0	0	0	0	0	0	29		
2	No.Of Requests Received	75	15	97	26	41	104	52	65	30	93	91	76	37	684	34		
3	Total No.Of Requests (Column 1+2)	76	17	103	26	59	104	135	66	30	93	91	76	37	684	63		
4	No. Of Cases Transferred To Other PAs U/S 6(3)	1	4	0	1	3	38	15	7	0	9	3	25	15	40	0		
5	Total No.Of Appeals Received	2	0	14	0	0	2	0	0	0	0	1	6	0	30	1		
6	Total No.Of Appeals Disposed	2	0	10	0	0	2	0	0	0	0	0	5	0	30	0		
7	Decisions Where Applications For Information Rejected	4 (5%)	0	5 (5%)	0	0	0	0	0	0	0	53 (58%)	0	1 (3%)	0	0		
8	Number Of Cases Where Disciplinary Action Taken Against Any Officer In Respect Of Administration Of RTI Act	0	0	0	0	0	0	0	0	0	0	0	0	0	0	0		
9	Fee(Application) Collected (Rs.)	720	40	320	0	420	130	50	90	0	530	910	30	40	3845	0		
10	Addl.Charges Collected (Rs.)	208	0	2224	0	1036	60	48	0	0	7753	2206	2	210	2642	0		
11	Penalty Collected (Rs.)	0	0	0	0	0	0	0	0	0	0	0	0	0	0	0		
12	Total Amount Collected (Fee+Addl. Charges +Penalty) (Rs.)	928	40	2544	0	1456	190	98	90	0	8283	3116	32	250	6487	0		
13	No. CAPIO's Appointed (A)	0	1	1	0	0	1	1	1	0	0	0	2	0	1	0		
14	No. CPIO's Appointed (B)	1	1	1	1	0	1	1	1	1	1	0	2	0	35	1		
15	No. FAA's Appointed (C)	1	1	0	1	0	1	1	1	1	1	0	1	0	8	1		
16	Total (A+B+C)	2	3	2	2	0	3	3	3	2	2	0	5	0	44	2		
17	*	**	Section 8(1)	a	0	0	0	0	0	0	0	0	0	0	0	0		
18				b	0	0	0	0	0	0	0	0	0	0	0	0	0	0
19				c	0	0	0	0	0	0	0	0	0	0	0	0	0	0
20				d	0	0	0	0	0	0	0	0	0	0	0	0	0	0
21				e	0	0	0	0	0	0	0	0	0	0	0	0	0	0
22				f	0	0	0	0	0	0	0	0	0	0	0	0	0	0
23				g	0	0	0	0	0	0	0	0	0	0	0	0	0	0
24				h	0	0	0	0	0	0	0	0	0	0	0	0	0	0
25				i	0	0	0	0	0	0	0	0	0	0	0	0	0	0
26				j	8	0	0	0	0	0	0	0	0	0	0	0	0	0
27				9	0	0	0	0	0	0	0	0	0	0	0	0	0	0
28				11	0	0	0	0	0	0	0	0	0	0	0	0	0	0
29				24	0	0	0	0	0	0	0	0	0	0	0	0	0	0
30	other	9	0	0	0	0	0	0	0	0	0	0	1	0	0			
Total (17 to 30)		17	0	0	0	0	0	0	0	0	0	0	0	1	0	0		

* No. of times various Provisions were invoked while Rejecting Requests

** Relevant Sections of RTI Act 2005

Note :- The above data has been compiled based on the Quarterly reports submitted by Public Authorities on AppComs Software which is completed after the end of the financial year. In case any public authority does not enter the data the same will not be reflected in our Software/Annual Report.

Sr. No	Ministry/Department/Organisation																	
		54.45	54.46	54.47	54.48	54.49	54.50	54.51	54.52	54.53	54.54	54.55	54.56	54.57	54.58	54.59		
		SCERT Chandigarh	Department of Urban Planning (Town Planning)	Chandigarh Industrial Tourism Development Corporation Limited	Election Department	Civil & Public Health Circle	Agricultural Census	Cooperative Societies	Directorate of Ayurveda, Yoga and Naturopathy, Unani Siddha and Homeopathy	Environment Department	Food Supplies Department	Red Cross Society	Estate Office	Excise & Taxation	Industries Department	Zila Sainik Welfare Board		
1	Opening Balance Of Requests Received Under RTI (As On 1st April)	0	0	4	0	0	7	10	0	0	81	0	0	76	8	0		
2	No.Of Requests Received	3	61	118	75	251	30	190	27	26	104	2	2594	110	31	26		
3	Total No.Of Requests (Column 1+2)	3	61	122	75	251	37	200	27	26	185	2	2594	186	39	26		
4	No. Of Cases Transferred To Other PAs U/S 6(3)	0	16	0	11	27	0	11	1	3	0	0	75	5	0	0		
5	Total No.Of Appeals Received	0	3	15	1	2	0	1	4	0	0	0	8	0	0	0		
6	Total No.Of Appeals Disposed	0	0	12	1	2	0	1	4	0	0	0	7	0	0	0		
7	Decisions Where Applications For Information Rejected	0	0	0	0	1 (0%)	0	0	2 (7%)	0	0	0	49 (2%)	2 (2%)	0	0		
8	Number Of Cases Where Disciplinary Action Taken Against Any Officer In Respect Of Administration Of RTI Act	0	0	0	0	0	0	0	0	0	0	0	0	0	0	0		
9	Fee(Application) Collected (Rs.)	20	190	630	460	300	0	450	40	0	184	20	19105	575	300	10		
10	Addl.Charges Collected (Rs.)	0	3040	976	428	930	0	1628	434	0	90	0	70835	0	0	40		
11	Penalty Collected (Rs.)	0	0	1	0	0	0	0	0	0	0	0	32262	0	0	0		
12	Total Amount Collected (Fee+Addl. Charges +Penalty) (Rs.)	20	3230	1607	888	1230	0	2078	474	0	274	20	122202	575	300	50		
13	No. CAPIO's Appointed (A)	0	0	13	1	0	0	0	0	0	0	0	0	10	1	0		
14	No. CPIO's Appointed (B)	1	2	1	1	8	1	0	1	1	0	0	16	1	1	1		
15	No. FAA's Appointed (C)	1	1	1	1	2	1	0	1	1	0	0	2	1	1	1		
16	Total (A+B+C)	2	3	15	3	10	2	0	2	2	0	0	18	12	3	2		
17	*	**	Section 8(1)	a	0	0	0	0	0	0	0	0	0	0	0	0		
18				b	0	0	0	0	0	0	0	0	0	0	0	0	0	0
19				c	0	0	0	0	0	0	0	0	0	0	0	0	0	0
20				d	0	0	0	0	0	0	0	0	0	0	0	0	0	0
21				e	0	0	0	0	0	0	0	0	0	0	0	0	0	0
22				f	0	0	0	0	0	0	0	0	0	0	0	0	0	0
23				g	0	0	0	0	0	0	0	0	0	0	0	0	0	0
24				h	0	0	0	0	0	0	0	0	0	0	0	0	0	0
25				i	0	0	0	0	0	0	0	0	0	0	0	0	0	0
26				j	0	0	0	0	0	0	0	0	0	0	0	0	6	0
27				9	0	0	0	0	0	0	0	0	0	0	0	0	0	0
28				11	0	0	0	0	0	0	0	0	0	0	0	0	0	0
29				24	0	0	0	0	0	0	0	0	0	0	0	0	0	0
30	other	0	0	0	0	0	0	0	0	0	0	0	0	0	0			
Total (17 to 30)		0	0	0	0	0	0	0	0	0	0	0	0	6	0	0		

* No. of times various Provisions were invoked while Rejecting Requests

** Relevant Sections of RTI Act 2005

Note :- The above data has been compiled based on the Quarterly reports submitted by Public Authorities on AppComs Software which is completed after the end of the financial year. In case any public authority does not enter the data the same will not be reflected in our Software/Annual Report.

Sr. No	Ministry/Department/Organisation								54.60	54.61	54.62	54.63	54.64	54.65	54.66	55	55.1	56	56.1	
	Chandigarh Institute of Hotel Management & Catering Technology	Engineering Department	Assistant Controller (F & A) Rents	National Cadet Corps (NCC) Ut of Chandigarh	Government Industrial Training Institute, Chandigarh	State Agricultural Marketing Board, UT Chandigarh	Directorate of Technical Education	Ministry Total												UT of Dadar & Nagar Haveli
1	Opening Balance Of Requests Received Under RTI (As On 1st April)								0	3	0	0	20	0	0	606	0	0	6	
2	No.Of Requests Received								8	119	54	16	46	21	45	12987	420	420	514	
3	Total No.Of Requests (Column 1+2)								8	122	54	16	66	21	45	13593	420	420	520	
4	No. Of Cases Transferred To Other PAs U/S 6(3)								0	52	4	0	0	9	23	1566	74	74	144	
5	Total No.Of Appeals Received								1	9	3	0	0	0	2	762	25	25	46	
6	Total No.Of Appeals Disposed								1	7	3	0	0	0	2	691	19	19	37	
7	Decisions Where Applications For Information Rejected								0	11 (9%)	0	0	0	0	0	325 (3%)	12 (3%)	12 (3%)	1 (0%)	
8	Number Of Cases Where Disciplinary Action Taken Against Any Officer In Respect Of Administration Of RTI Act								0	0	0	0	0	0	0	0	0	0	0	
9	Fee(Application) Collected (Rs.)								20	650	300	0	20	0	60	53150	5660	5660	0	
10	Addl.Charges Collected (Rs.)								880	236	180	0	50	0	550	192744	5087	5087	0	
11	Penalty Collected (Rs.)								0	0	0	0	0	0	0	32263	0	0	0	
12	Total Amount Collected (Fee+Addl. Charges +Penalty) (Rs.)								900	886	480	0	70	0	610	278157	10747	10747	0	
13	No. CAPIO's Appointed (A)								1	0	0	5	1	0	1	85	0	0	90	
14	No. CPIO's Appointed (B)								1	2	1	1	1	1	1	247	50	50	90	
15	No. FAA's Appointed (C)								1	2	0	1	1	1	1	77	50	50	63	
16	Total (A+B+C)								3	4	1	7	3	2	3	409	100	100	243	
17	*	**	Section 8(1)	a	0	0	0	0	0	0	0	0	0	0	0	0	0	0		
18				b	0	0	0	0	0	0	0	0	0	0	0	0	0	0	0	0
19				c	0	0	0	0	0	0	0	0	0	0	0	0	0	0	0	0
20				d	0	2	0	0	0	0	0	0	0	0	0	0	0	0	0	0
21				e	0	0	0	0	0	0	0	0	0	0	0	0	0	0	0	0
22				f	0	0	0	0	0	0	0	0	0	0	0	0	0	0	0	0
23				g	0	0	0	0	0	0	0	0	0	0	0	0	0	0	0	0
24				h	0	1	0	0	0	0	0	0	0	0	0	0	0	0	0	0
25				i	0	0	0	0	0	0	0	0	0	0	0	0	0	0	0	0
26				j	0	4	0	0	0	0	0	0	0	0	0	0	0	0	0	1
27				9	0	0	0	0	0	0	0	0	0	0	0	0	0	0	0	0
28				11	0	0	0	0	0	0	0	0	0	0	0	0	0	0	0	0
29				24	0	0	0	0	0	0	0	0	0	0	0	0	0	0	0	0
30	other	0	4	0	0	0	0	0	0	0	0	0	0	0	0	0	0			
Total (17 to 30)				0	11	0	0	0	0	0	0	0	0	467	0	0	1			

* No. of times various Provisions were invoked while Rejecting Requests

** Relevant Sections of RTI Act 2005

Note :- The above data has been compiled based on the Quarterly reports submitted by Public Authorities on AppComs Software which is completed after the end of the financial year. In case any public authority does not enter the data the same will not be reflected in our Software/Annual Report.

Sr. No	Ministry/Department/Organisation			Ministry Total	57		58										
					UT of Lakshadweep		UT of Puducherry										
				Ministry Total													
				57.1	58.1	58.2	58.3	58.4	58.5	58.6	58.7	58.8	58.9				
1	Opening Balance Of Requests Received Under RTI (As On 1st April)			6	159	159	1	45	0	2	0	2	0	15	0		
2	No.Of Requests Received			514	521	521	53	145	198	61	28	570	84	50	5		
3	Total No.Of Requests (Column 1+2)			520	680	680	54	190	198	63	28	572	84	65	5		
4	No. Of Cases Transferred To Other PAs U/S 6(3)			144	54	54	15	0	1	3	0	156	49	11	0		
5	Total No.Of Appeals Received			46	18	18	7	0	0	1	0	38	24	7	0		
6	Total No.Of Appeals Disposed			37	16	16	7	0	0	1	0	24	22	5	0		
7	Decisions Where Applications For Information Rejected			1 (0%)	1 (0%)	1 (0%)	0	0	0	0	0	27 (5%)	0	5 (10%)	0		
8	Number Of Cases Where Disciplinary Action Taken Against Any Officer In Respect Of Administration Of RTI Act			0	0	0	0	0	0	0	0	0	0	0	0		
9	Fee(Application) Collected (Rs.)			0	5495	5495	490	1260	140	0	280	9442	170	20	0		
10	Addl.Charges Collected (Rs.)			0	5953	5953	0	0	126	0	52	0	18	0	0		
11	Penalty Collected (Rs.)			0	0	0	0	0	0	0	0	0	0	0	0		
12	Total Amount Collected (Fee+Addl. Charges +Penalty) (Rs.)			0	11448	11448	490	1260	266	0	332	9442	188	20	0		
13	No. CAPIO's Appointed (A)			90	272	272	0	0	0	0	0	0	0	0	0		
14	No. CPIO's Appointed (B)			90	176	176	22	0	0	4	0	30	1	0	0		
15	No. FAA's Appointed (C)			63	51	51	1	0	0	1	0	22	1	0	1		
16	Total (A+B+C)			243	499	499	23	0	0	5	0	52	2	0	1		
17	*	**	Section 8(1)	a	0	0	0	0	0	0	0	0	0	0	0		
18				b	0	0	0	0	0	0	0	0	0	0	0	0	
19				c	0	0	0	0	0	0	0	0	0	0	0	0	
20				d	0	0	0	0	0	0	0	0	0	0	0	6	0
21				e	0	0	0	0	0	0	0	0	0	0	0	6	0
22				f	0	0	0	0	0	0	0	0	0	0	0	0	0
23				g	0	0	0	0	0	0	0	0	0	0	0	0	0
24				h	0	0	0	0	0	0	0	0	0	3	0	0	0
25				i	0	0	0	0	0	0	0	0	0	0	0	0	0
26				j	1	0	0	0	0	0	0	0	0	9	0	6	0
27				9	0	0	0	0	0	0	0	0	0	0	0	0	0
28				11	0	0	0	0	0	0	0	0	0	0	0	0	0
29				24	0	0	0	0	0	0	0	0	0	1	0	0	0
30	other	0	0	0	0	0	0	0	0	0	16	0	4	0			
Total (17 to 30)				1	0	0	0	0	0	0	0	29	0	22	0		

* No. of times various Provisions were invoked while Rejecting Requests

** Relevant Sections of RTI Act 2005

Note :- The above data has been compiled based on the Quarterly reports submitted by Public Authorities on AppComs Software which is completed after the end of the financial year. In case any public authority does not enter the data the same will not be reflected in our Software/Annual Report.

Sr. No	Ministry/Department/Organisation		58.10	58.11	58.12	58.13	58.14	58.15	58.16	58.17	58.18	58.19	58.20	58.21	58.22	58.23	58.24		
			Cooperative Department	Department of Science Technology and Environment	Directorate of Higher and Technical Education	Directorate of Rural Development	DIRECTORATE OF STATIONERY AND PRINTING	Economics and Statistics	Elections Department	Electricity Department	Fire Service	Fisheries	Forest and Wild life	Health and Family Welfare	Industries and Commerce	Information and Publicity	Information Technology		
1	Opening Balance Of Requests Received Under RTI (As On 1st April)		1	47	0	0	0	0	2	13	7	0	2	0	0	8	0		
2	No.Of Requests Received		101	149	211	56	8	1	47	474	7	33	27	102	26	46	1		
3	Total No.Of Requests (Column 1+2)		102	196	211	56	8	1	49	487	14	33	29	102	26	54	1		
4	No. Of Cases Transferred To Other PAs U/S 6(3)		51	1	21	4	0	0	19	0	0	0	3	25	8	2	0		
5	Total No.Of Appeals Received		31	0	10	3	0	0	0	42	0	6	2	14	0	12	0		
6	Total No.Of Appeals Disposed		17	0	10	2	0	0	0	42	0	6	2	14	0	12	0		
7	Decisions Where Applications For Information Rejected		3 (3%)	0	0	24 (43%)	0	0	2 (4%)	0	0	0	0	0	0	0	0		
8	Number Of Cases Where Disciplinary Action Taken Against Any Officer In Respect Of Administration Of RTI Act		0	0	0	0	0	0	0	0	0	0	0	0	0	0	0		
9	Fee(Application) Collected (Rs.)		720	0	1450	4	0	0	30	130	0	330	0	280	160	0	0		
10	Addl.Charges Collected (Rs.)		238	0	160	0	36	0	0	137	0	0	0	0	0	0	0		
11	Penalty Collected (Rs.)		0	0	0	0	0	0	0	0	0	0	0	0	0	0	0		
12	Total Amount Collected (Fee+Addl. Charges +Penalty) (Rs.)		958	0	1610	4	36	0	30	267	0	330	0	280	160	0	0		
13	No. CAPIO's Appointed (A)		5	0	0	0	0	2	0	0	0	0	0	0	0	0	0		
14	No. CPIO's Appointed (B)		5	0	27	0	5	1	0	16	1	0	1	6	0	0	0		
15	No. FAA's Appointed (C)		1	0	24	0	0	1	0	3	1	0	1	1	0	0	0		
16	Total (A+B+C)		11	0	51	0	5	4	0	19	2	0	2	7	0	0	0		
17	*	**	Section 8(1)	a	0	0	0	0	0	0	0	0	0	0	0	0	0		
18				b	0	0	0	0	0	0	0	0	0	0	0	0	0	0	0
19				c	0	0	0	0	0	0	0	0	0	0	0	0	0	0	0
20				d	0	0	0	0	0	0	0	0	0	0	0	0	0	0	0
21				e	0	0	0	0	0	0	0	0	0	0	0	0	0	0	0
22				f	0	0	0	0	0	0	0	0	0	0	0	0	0	0	0
23				g	2	0	0	0	0	0	0	0	0	0	0	0	0	0	0
24				h	2	0	0	0	0	0	0	0	0	0	0	0	0	0	0
25				i	0	0	0	0	0	0	0	0	0	0	0	0	0	0	0
26				j	0	0	0	0	0	0	0	0	0	0	0	0	0	0	0
27				9	0	0	0	0	0	0	0	0	0	0	0	0	0	0	0
28				11	0	0	0	0	0	0	0	0	0	0	0	0	0	0	0
29				24	0	0	0	0	0	0	0	0	0	0	0	0	0	0	0
30	other	0	0	0	0	0	0	0	0	0	0	0	0	0	0	0			
Total (17 to 30)			4	0	0	0	0	0	0	0	0	0	0	0	0	0	0		

* No. of times various Provisions were invoked while Rejecting Requests

** Relevant Sections of RTI Act 2005

Note :- The above data has been compiled based on the Quarterly reports submitted by Public Authorities on AppComs Software which is completed after the end of the financial year. In case any public authority does not enter the data the same will not be reflected in our Software/Annual Report.

Sr. No	Ministry/Department/Organisation																	
	56.25	56.26	56.27	56.28	56.29	56.30	56.31	56.32	56.33	56.34	56.35	56.36	56.37	56.38				
	Judicial Department Puducherry	L.G. Secretariat	Labour Department	Law Department, Director of Prosecution	Local Administration	NCC Group Head Quarters Puducherry	Office of the Council of Ministers	Office of the Regional Administrator Mahe	Office of the Regional Administrator, Yanam	Planning and Research	Police	Public Works Department	Revenue and Disaster management	School Education				
1	Opening Balance Of Requests Received Under RTI (As On 1st April)	5	6	0	0	0	1	0	0	0	6	32	18	22	0			
2	No.Of Requests Received	50	132	181	32	77	0	32	34	73	7	176	453	1360	301			
3	Total No.Of Requests (Column 1+2)	55	138	181	32	77	1	32	34	73	13	208	471	1382	301			
4	No. Of Cases Transferred To Other PAs U/S 6(3)	1	100	10	8	50	0	8	29	36	1	71	0	168	13			
5	Total No.Of Appeals Received	0	9	7	0	119	0	6	0	0	0	6	0	142	43			
6	Total No.Of Appeals Disposed	0	9	3	0	106	0	6	0	0	0	6	0	94	43			
7	Decisions Where Applications For Information Rejected	34 (68%)	2 (2%)	0	0	0	0	0	0	1 (1%)	0	0	1 (0%)	28 (2%)	1 (0%)			
8	Number Of Cases Where Disciplinary Action Taken Against Any Officer In Respect Of Administration Of RTI Act	0	0	0	0	0	0	0	0	0	0	0	0	0	0			
9	Fee(Application) Collected (Rs.)	568	1321	90	300	260	0	60	0	0	30	137	11476	1427	3184			
10	Addl.Charges Collected (Rs.)	76	18	242	0	128	0	214	0	0	176	0	19338	7968	9577			
11	Penalty Collected (Rs.)	0	0	0	0	0	0	0	0	0	0	0	0	0	0			
12	Total Amount Collected (Fee+Addl. Charges +Penalty) (Rs.)	644	1339	332	300	388	0	274	0	0	206	137	30814	9395	12761			
13	No. CAPIO's Appointed (A)	0	0	29	0	11	0	0	0	0	0	0	0	1	0			
14	No. CPIO's Appointed (B)	1	1	0	1	11	0	6	0	0	1	0	0	15	26			
15	No. FAA's Appointed (C)	0	1	0	1	7	0	1	0	0	0	0	0	11	1			
16	Total (A+B+C)	1	2	29	2	29	0	7	0	0	1	0	0	27	27			
17	*	**	Section 8(1)	a	0	0	0	0	0	0	0	0	0	1	0	0		
18				b	0	0	0	0	0	0	0	0	0	0	0	0	0	0
19				c	0	0	0	0	0	0	0	0	0	0	0	0	0	0
20				d	0	0	0	0	0	0	0	0	0	0	0	0	0	0
21				e	0	0	0	0	0	0	0	0	0	0	0	0	0	0
22				f	0	0	0	0	0	0	0	0	0	0	2	0	0	0
23				g	0	1	0	0	0	0	0	0	0	0	0	0	0	0
24				h	0	0	0	0	0	0	0	0	0	0	2	0	4	0
25				i	0	0	0	0	0	0	0	0	0	0	0	0	0	0
26				j	1	1	0	0	0	0	0	0	0	0	7	0	16	0
27				Other Sections	9	0	0	0	0	0	0	0	0	0	0	0	0	0
28				11	0	0	0	0	0	0	0	0	0	0	5	0	0	0
29				24	0	0	0	0	0	0	0	0	0	0	0	0	0	0
30	other	27	0	0	0	0	0	0	0	0	0	0	0	8	1			
Total (17 to 30)		28	2	0	0	0	0	0	0	0	0	16	1	28	1			

* No. of times various Provisions were invoked while Rejecting Requests

** Relevant Sections of RTI Act 2005

Note :- The above data has been compiled based on the Quarterly reports submitted by Public Authorities on AppComs Software which is completed after the end of the financial year. In case any public authority does not enter the data the same will not be reflected in our Software/Annual Report.

Sr. No	Ministry/Department/Organisation								58.39	58.40	58.41	58.42	58.43	58.44	Ministry Total	59	59.1	60	60.1	Ministry Total	61
		Social Welfare	State Election Commission	Tourism Department	Town and Country Planning Department	Transport Department	Women and Child Development Department	Vice-President Secretariat	Vice-President Secretariat	Ministry Total	Supreme Court of India	UT of Delhi									
1	Opening Balance Of Requests Received Under RTI (As On 1st April)	103	0	0	0	148	2	488	0	0	158	158									
2	No.Of Requests Received	49	3	17	48	85	67	5660	86	86	2855	2855									
3	Total No.Of Requests (Column 1+2)	152	3	17	48	233	69	6148	86	86	3013	3013									
4	No. Of Cases Transferred To Other PAs U/S 6(3)	11	0	2	22	0	0	899	22	22	167	167									
5	Total No.Of Appeals Received	0	0	0	1	29	25	584	7	7	385	385									
6	Total No.Of Appeals Disposed	0	0	0	0	2	23	456	7	7	7	7									
7	Decisions Where Applications For Information Rejected	0	0	0	0	0	0	128 (2%)	0	0	234 (8%)	234 (8%)									
8	Number Of Cases Where Disciplinary Action Taken Against Any Officer In Respect Of Administration Of RTI Act	0	0	0	0	0	0	0	0	0	0	0									
9	Fee(Application) Collected (Rs.)	0	20	0	50	320	500	34649	880	880	16724	16724									
10	Addl.Charges Collected (Rs.)	0	0	120	206	0	28	38858	0	0	3460	3460									
11	Penalty Collected (Rs.)	0	0	0	0	0	0	0	0	0	0	0									
12	Total Amount Collected (Fee+Addl. Charges +Penalty) (Rs.)	0	20	120	256	320	528	73507	880	880	20184	20184									
13	No. CAPIO's Appointed (A)	0	1	0	4	0	1	54	1	1	0	0									
14	No. CPIO's Appointed (B)	0	1	0	1	7	8	198	1	1	1	1									
15	No. FAA's Appointed (C)	0	1	0	1	1	1	84	1	1	1	1									
16	Total (A+B+C)	0	3	0	6	8	10	336	3	3	2	2									
17	*	**	Section 8(1)	a	0	0	0	1	0	0	0	0									
18				b	0	0	0	0	0	0	0	0	0	0							
19				c	0	0	0	0	0	0	0	0	0	0							
20				d	0	0	0	0	0	0	6	0	0	0							
21				e	0	0	0	0	0	0	6	0	0	42							
22				f	0	0	0	0	0	0	2	0	0	0							
23				g	0	0	0	0	0	0	3	0	0	13							
24				h	0	0	0	0	0	0	11	0	0	19							
25				i	0	0	0	0	0	0	0	0	0	0							
26				j	0	0	0	0	0	0	40	0	0	72							
27				9	0	0	0	0	0	0	0	0	0	0							
28				11	0	0	0	0	0	0	5	0	0	0							
29				24	0	0	0	0	0	0	1	0	0	0							
30	other	0	0	0	0	0	0	56	0	0	160	160									
Total (17 to 30)		0	0	0	1	0	0	132	0	0	312	312									

* No. of times various Provisions were invoked while Rejecting Requests

** Relevant Sections of RTI Act 2005

Note :- The above data has been compiled based on the Quarterly reports submitted by Public Authorities on AppComs Software which is completed after the end of the financial year. In case any public authority does not enter the data the same will not be reflected in our Software/Annual Report.

Sr. No	Ministry/Department/Organisation	61.1 to 61.13													
		National Law University Delhi	Bhaaskaracharya College of Applied Sciences	Delhi State Legal Services Authority	Office of the Deputy Commissioner West	Office of the Chief Electoral Officer	Office of the Chief Minister Delhi	Office of the Chief Secretary Delhi	Office of the Deputy Chief Minister	Office of the Deputy Commissioner Central	Office of the Deputy Commissioner New Delhi	Office of the Deputy Commissioner North	Office of the Deputy Commissioner North East	Office of the Deputy Commissioner North West	
1	Opening Balance Of Requests Received Under RTI (As On 1st April)	2	0	10	684	22	0	6	6	0	1107	156	142	65	
2	No.Of Requests Received	125	14	199	1003	1637	2021	968	271	523	232	4036	805	282	
3	Total No.Of Requests (Column 1+2)	127	14	209	1687	1659	2021	974	277	523	1339	4192	947	347	
4	No. Of Cases Transferred To Other PAs U/S 6(3)	0	0	2	217	395	1835	838	211	523	1339	323	305	83	
5	Total No.Of Appeals Received	2	1	37	87	95	200	83	0	21	50	250	39	94	
6	Total No.Of Appeals Disposed	1	0	37	58	35	200	72	0	0	28	250	38	48	
7	Decisions Where Applications For Information Rejected	0	0	18 (9%)	0	143 (9%)	0	0	0	0	0	0	0	0	
8	Number Of Cases Where Disciplinary Action Taken Against Any Officer In Respect Of Administration Of RTI Act	0	0	0	0	0	0	0	0	0	0	0	0	0	
9	Fee(Application) Collected (Rs.)	80	90	420	1710	1145	17835	5630	2060	930	0	10585	1050	1825	
10	Addl.Charges Collected (Rs.)	0	0	84	0	100	0	320	0	0	0	0	0	2126	
11	Penalty Collected (Rs.)	0	0	0	0	0	0	0	0	0	0	0	0	0	
12	Total Amount Collected (Fee+Addl. Charges +Penalty) (Rs.)	80	90	504	1710	1245	17835	5950	2060	930	0	10585	1050	3951	
13	No. CAPIO's Appointed (A)	0	1	2	0	82	1	0	1	0	0	0	0	0	
14	No. CPIO's Appointed (B)	0	1	13	0	82	1	1	1	0	0	0	0	0	
15	No. FAA's Appointed (C)	0	1	0	0	11	1	1	1	0	0	0	0	0	
16	Total (A+B+C)	0	3	15	0	175	3	2	3	0	0	0	0	0	
17	*	**	Section 8(1)	a	0	0	0	0	0	0	0	0	0	0	
18				b	0	0	0	0	0	0	0	0	0	0	0
19				c	0	0	0	0	0	0	0	0	0	0	0
20				d	0	0	0	0	0	0	0	0	0	0	0
21				e	0	0	0	0	0	0	0	0	0	0	0
22				f	0	0	0	0	0	0	0	0	0	0	0
23				g	0	0	0	0	0	0	0	0	0	0	0
24				h	0	0	0	0	0	0	0	0	0	0	0
25				i	0	0	0	0	0	0	0	0	0	0	0
26				j	0	0	0	0	0	0	0	0	0	0	0
27				9	0	0	0	0	0	0	0	0	0	0	0
28				11	0	0	0	0	0	0	0	0	0	0	0
29				24	0	0	4	0	0	0	0	0	0	0	0
30	other	0	0	0	0	0	0	0	0	0	0	0			
Total (17 to 30)		0	0	4	0	0	0	0	0	0	0	0	0		

* No. of times various Provisions were invoked while Rejecting Requests

** Relevant Sections of RTI Act 2005

Note :- The above data has been compiled based on the Quarterly reports submitted by Public Authorities on AppComs Software which is completed after the end of the financial year. In case any public authority does not enter the data the same will not be reflected in our Software/Annual Report.

Sr. No	Ministry/Department/Organisation	61.14	61.15	61.16	61.17	61.18	61.19	61.20	61.21	61.22	61.23	61.24	61.25	61.26	61.27	
		Office of the Deputy Commissioner South	Office of the Deputy Commissioner South West	Office of the Lokayukta Delhi	Office of the Minister of Food and Civil Supplies	Office of the Minister of Transport Development GAD Employment and Labour	Office of the Minister of Transport Law and Election	Dr. B.R. Ambedkar University Delhi	Delhi Technological University	Indira Gandhi Institute of Physical Education and Sports Sciences	Food Supply and Consumers Affairs	Drug Control Department	Maulana Azad Medical College	Urdu Academy Delhi	Planning Department	
1	Opening Balance Of Requests Received Under RTI (As On 1st April)	94	488	1	1	0	0	4	8	0	68	63	97	0	6	
2	No.Of Requests Received	822	773	15	40	100	159	77	134	20	771	132	152	20	84	
3	Total No.Of Requests (Column 1+2)	916	1261	16	41	100	159	81	142	20	839	195	249	20	90	
4	No. Of Cases Transferred To Other PAs U/S 6(3)	314	176	8	38	94	134	0	2	0	24	5	17	7	43	
5	Total No.Of Appeals Received	105	60	4	1	3	10	17	37	0	264	23	10	0	13	
6	Total No.Of Appeals Disposed	88	0	4	1	1	10	13	36	0	179	3	10	0	13	
7	Decisions Where Applications For Information Rejected	0	0	0	0	0	0	0	0	0	270 (35%)	0	0	0	0	
8	Number Of Cases Where Disciplinary Action Taken Against Any Officer In Respect Of Administration Of RTI Act	0	0	0	0	0	0	0	0	0	0	0	0	0	0	
9	Fee(Application) Collected (Rs.)	0	1450	50	130	290	520	170	200	0	1230	1490	450	30	480	
10	Addl.Charges Collected (Rs.)	0	0	0	0	0	0	0	222	0	0	0	300	0	6	
11	Penalty Collected (Rs.)	0	0	0	0	0	0	0	0	0	0	0	0	0	0	
12	Total Amount Collected (Fee+Addl. Charges +Penalty) (Rs.)	0	1450	50	130	290	520	170	422	0	1230	1490	750	30	486	
13	No. CAPIO's Appointed (A)	0	0	0	0	0	0	0	0	0	0	0	1	0	1	
14	No. CPIO's Appointed (B)	0	0	0	0	0	0	1	0	0	0	0	1	0	1	
15	No. FAA's Appointed (C)	0	0	0	0	0	0	1	0	0	0	0	1	0	1	
16	Total (A+B+C)	0	0	0	0	0	0	2	0	0	0	0	3	0	3	
17	*	**	Section 8(1)	a	0	0	0	0	0	0	0	0	0	0	0	
18				b	0	0	0	0	0	0	0	0	0	0	0	0
19				c	0	0	0	0	0	0	0	0	0	0	0	0
20				d	0	0	0	0	0	0	0	0	0	0	0	0
21				e	0	0	0	0	0	0	0	0	0	0	0	0
22				f	0	0	0	0	0	0	0	0	0	0	0	0
23				g	0	0	0	0	0	0	1	0	0	0	0	0
24				h	0	0	0	0	0	0	0	0	0	0	0	0
25				i	0	0	0	0	0	0	0	0	0	0	0	0
26				j	0	0	0	0	0	0	2	0	0	0	0	0
27				9	0	0	0	0	0	0	0	0	0	0	0	0
28				11	0	0	0	0	0	0	0	0	0	0	0	0
29				24	0	0	0	0	0	0	0	0	0	0	0	0
30	other	0	0	0	0	0	0	0	0	0	0	0	0			
Total (17 to 30)		0	0	0	0	0	0	3	0	0	0	0	0	0		

* No. of times various Provisions were invoked while Rejecting Requests

** Relevant Sections of RTI Act 2005

Note :- The above data has been compiled based on the Quarterly reports submitted by Public Authorities on AppComs Software which is completed after the end of the financial year. In case any public authority does not enter the data the same will not be reflected in our Software/Annual Report.

Sr. No	Ministry/Department/Organisation	61.28	61.29	61.30	61.31	61.32	61.33	61.34	61.35	61.36	61.37	61.38	61.39	61.40	61.41			
		Department of Social Welfare GNCT of Delhi	Registrar Cooperative Society	Deptt. of Finance	Delhi Electricity Regulatory Commission (DERC)	MCD	NDMC	Delhi Labour Welfare Board	Information and Technology Department	A and U Tibbia College and Hospital	Acharayashree Bhikshu Government Hospital	Acharya Narendra Dev College	Administrative Reforms Department	Art, Culture and Language Department	Aruna Asaf Ali Government Hospital			
1	Opening Balance Of Requests Received Under RTI (As On 1st April)	7	312	0	24	0	50	3	4	283	0	0	0	0	57			
2	No.Of Requests Received	547	2078	296	416	2582	1674	56	61	20	38	4	207	42	46			
3	Total No.Of Requests (Column 1+2)	554	2390	296	440	2582	1724	59	65	303	38	4	207	42	103			
4	No. Of Cases Transferred To Other PAs U/S 6(3)	57	174	144	14	2429	202	26	0	1	0	0	16	19	0			
5	Total No.Of Appeals Received	62	759	5	23	20	117	4	0	11	1	0	18	10	4			
6	Total No.Of Appeals Disposed	62	0	5	22	6	117	0	0	4	1	0	18	3	4			
7	Decisions Where Applications For Information Rejected	0	1 (0%)	0	0	153 (6%)	7 (0%)	0	0	0	0	4 (100%)	3 (1%)	0	0			
8	Number Of Cases Where Disciplinary Action Taken Against Any Officer In Respect Of Administration Of RTI Act	0	0	0	0	0	0	0	0	0	0	0	0	0	0			
9	Fee(Application) Collected (Rs.)	1520	13100	1570	820	6525	13510	480	270	160	100	0	1610	70	470			
10	Addl.Charges Collected (Rs.)	474	17349	0	0	0	0	0	0	74	0	0	0	0	0			
11	Penalty Collected (Rs.)	0	0	0	0	0	0	0	0	0	0	0	0	0	0			
12	Total Amount Collected (Fee+Addl. Charges +Penalty) (Rs.)	1994	30449	1570	820	6525	13510	480	270	234	100	0	1610	70	470			
13	No. CAPIO's Appointed (A)	0	0	0	1	1	60	0	1	0	0	0	1	0	0			
14	No. CPIO's Appointed (B)	52	14	0	0	2	40	1	1	1	1	0	1	0	0			
15	No. FAA's Appointed (C)	1	1	0	0	0	21	1	1	1	1	0	1	0	0			
16	Total (A+B+C)	53	15	0	1	3	121	2	3	2	2	0	3	0	0			
17	*	**	Section 8(1)	a	0	0	0	0	0	0	0	0	0	0	0			
18				b	0	0	0	0	0	0	0	0	0	0	0	0	0	
19				c	0	0	0	0	0	0	0	0	0	0	0	0	0	
20				d	0	0	0	0	0	0	0	0	0	0	0	0	0	
21				e	0	0	0	0	0	0	0	0	0	0	0	0	0	
22				f	0	0	0	0	0	0	0	0	0	0	0	0	0	
23				g	0	0	0	0	0	0	0	0	0	0	0	0	0	
24				h	0	0	0	0	0	0	0	0	0	0	0	0	0	
25				i	0	0	0	0	0	0	0	0	0	0	0	0	0	
26				j	0	0	0	0	0	0	0	0	0	0	0	0	0	
27				Other Sections	9	0	0	0	0	0	0	0	0	0	0	0	0	0
28					11	0	0	0	0	0	0	0	0	0	0	0	0	0
29					24	0	0	0	0	0	0	0	0	0	0	0	0	0
30	other	0	0		0	0	0	7	0	0	0	0	0	0	0			
Total (17 to 30)		0	0	0	0	0	7	0	0	0	0	0	0	0	0			

* No. of times various Provisions were invoked while Rejecting Requests

** Relevant Sections of RTI Act 2005

Note :- The above data has been compiled based on the Quarterly reports submitted by Public Authorities on AppComs Software which is completed after the end of the financial year. In case any public authority does not enter the data the same will not be reflected in our Software/Annual Report.

Sr. No	Ministry/Department/Organisation	61.42 to 61.56																
		Aryabhat Institute of Technology	Department of Women and Child Development	Attar Sain Jain Eye and General Hospital	Babu Jagjivan Ram Memorial Hospital	Bhagini Nivedita College	Bhagwan Mahavir Hospital	Bhim Rao Ambedkar College	Delhi Jal Board	Board of Homoeopathic System of Medicine Delhi	Board of Technical Education	Central Jalil Tihaar	Ch Braham Prakash Government Engineering College	Chacha Nehru Bai Chikitsalaya	College of Art	Commission for OBC		
1	Opening Balance Of Requests Received Under RTI (As On 1st April)	2	9	2	0	179	0	141	2629	1	41	0	1	0	0	0		
2	No.Of Requests Received	12	376	6	86	9	49	10	2667	13	97	497	13	55	39	30		
3	Total No.Of Requests (Column 1+2)	14	385	8	86	188	49	151	5296	14	138	497	14	55	39	30		
4	No. Of Cases Transferred To Other PAs U/S 6(3)	0	179	0	0	0	1	0	49	1	21	93	0	0	0	20		
5	Total No.Of Appeals Received	2	63	0	7	7	5	0	612	0	6	64	0	2	3	0		
6	Total No.Of Appeals Disposed	2	63	0	4	0	5	0	312	0	0	64	0	2	3	0		
7	Decisions Where Applications For Information Rejected	0	1 (0%)	0	17 (20%)	0	1 (2%)	0	5 (0%)	0	0	5 (1%)	0	1 (2%)	0	0		
8	Number Of Cases Where Disciplinary Action Taken Against Any Officer In Respect Of Administration Of RTI Act	0	0	0	0	0	0	0	0	0	0	0	0	0	0	0		
9	Fee(Application) Collected (Rs.)	30	1060	10	455	0	350	0	13650	10	690	1410	10	130	220	0		
10	Addl.Charges Collected (Rs.)	0	34	0	419	0	0	0	9818	0	0	1260	0	40	20	0		
11	Penalty Collected (Rs.)	0	0	0	0	0	0	0	0	0	0	0	0	0	0	0		
12	Total Amount Collected (Fee+Addl. Charges +Penalty) (Rs.)	30	1094	10	874	0	350	0	23468	10	690	2670	10	170	240	0		
13	No. CAPIO's Appointed (A)	1	0	0	0	0	1	0	0	0	0	0	0	0	0	0		
14	No. CPIO's Appointed (B)	1	0	1	0	0	1	0	78	0	0	0	0	0	1	1		
15	No. FAA's Appointed (C)	0	0	1	0	0	1	1	23	0	0	0	0	0	1	1		
16	Total (A+B+C)	2	0	2	0	0	3	1	101	0	0	0	0	0	2	2		
17	*	**	Section 8(1)	a	0	0	0	0	0	0	0	0	0	0	0	0		
18				b	0	0	0	0	0	0	0	0	0	0	0	0	0	0
19				c	0	0	0	0	0	0	0	0	0	0	0	0	0	0
20				d	0	0	0	0	0	0	0	0	0	0	0	0	0	0
21				e	0	0	0	6	0	0	0	0	0	0	0	0	0	0
22				f	0	0	0	0	0	0	0	0	0	0	0	0	0	0
23				g	0	0	0	0	0	0	0	0	0	0	0	0	0	0
24				h	0	0	0	0	0	0	0	0	0	0	0	0	0	0
25				i	0	0	0	1	0	0	0	0	0	0	0	0	0	0
26				j	0	6	0	4	0	1	0	5	0	0	0	0	0	0
27				9	0	0	0	0	0	0	0	0	0	0	0	0	0	0
28				11	0	0	0	5	0	0	0	0	0	0	0	0	0	0
29				24	0	0	0	0	0	0	0	0	0	0	0	0	0	0
30	other	0	0	0	1	0	0	0	0	0	0	5	0	1	0	0		
Total (17 to 30)		0	6	0	17	0	1	0	5	0	0	5	0	1	0	0		

* No. of times various Provisions were invoked while Rejecting Requests

** Relevant Sections of RTI Act 2005

Note :- The above data has been compiled based on the Quarterly reports submitted by Public Authorities on AppComs Software which is completed after the end of the financial year. In case any public authority does not enter the data the same will not be reflected in our Software/Annual Report.

Sr. No	Ministry/Department/Organisation																	
	61.57	61.58	61.59	61.60	61.61	61.62	61.63	61.64	61.65	61.66	61.67	61.68	61.69	61.70	61.71			
	Deen Dayal Upadhyay Hospital	Deen Dayal Upadhyaya College	Delhi Agricultural Marketing Board	Delhi Bharatiya Chikitsa Parishad	Delhi Co Operative Housing Finance Corporation Limited	Delhi Commission for Safal Karamcharis	Delhi Commission for Women	Delhi Consumers Cooperative Wholesale Store Limited	Delhi Dental Council	Delhi Fire Services	Delhi Institute of Heritage Research and Management	Delhi Institute of Hotel Management and Catering Technology	Delhi Khadi and Village Industries Board	Delhi Legislative Assembly Secretariat	Delhi Minorities Commission			
1	Opening Balance Of Requests Received Under RTI (As On 1st April)	0	3	17	0	1	0	96	0	0	15	0	1	531	0			
2	No.Of Requests Received	248	20	440	16	26	29	391	13	27	525	2	4	9	174	51		
3	Total No.Of Requests (Column 1+2)	248	23	457	16	27	29	487	13	27	525	17	4	10	705	51		
4	No. Of Cases Transferred To Other PAs U/S 6(3)	7	0	120	0	0	15	61	0	0	16	0	0	0	33	1		
5	Total No.Of Appeals Received	15	4	28	2	4	2	61	0	0	69	2	0	4	12	0		
6	Total No.Of Appeals Disposed	15	0	27	2	2	2	41	0	0	29	2	0	4	10	0		
7	Decisions Where Applications For Information Rejected	2 (1%)	0	6 (1%)	0	3 (12%)	0	0	0	0	0	0	0	0	0	0		
8	Number Of Cases Where Disciplinary Action Taken Against Any Officer In Respect Of Administration Of RTI Act	0	0	0	0	0	0	0	0	0	0	0	0	0	0	0		
9	Fee(Application) Collected (Rs.)	1220	30	1670	150	150	210	3550	50	20	2580	0	0	60	720	80		
10	Addl.Charges Collected (Rs.)	1566	0	2454	0	0	0	2042	0	0	1008	0	0	0	393	0		
11	Penalty Collected (Rs.)	0	0	0	0	0	0	0	0	0	0	0	0	0	0	0		
12	Total Amount Collected (Fee+Addl. Charges +Penalty) (Rs.)	2786	30	4124	150	150	210	5592	50	20	3588	0	0	60	1113	80		
13	No. CAPIO's Appointed (A)	1	2	14	0	1	0	1	0	1	0	0	1	1	1	0		
14	No. CPIO's Appointed (B)	1	1	14	1	1	0	1	1	1	8	1	0	1	1	1		
15	No. FAA's Appointed (C)	1	1	2	0	1	0	1	1	1	1	0	0	1	1	0		
16	Total (A+B+C)	3	4	30	1	3	0	3	2	3	9	1	0	3	3	1		
17	*	**	Section 8(1)	a	0	0	0	0	0	0	0	0	0	0	0	0		
18				b	0	0	0	0	0	0	0	0	0	0	0	0	0	0
19				c	0	0	0	0	0	0	0	0	0	0	0	0	0	0
20				d	0	0	0	0	2	0	0	0	0	0	0	0	0	0
21				e	11	0	0	0	5	0	0	0	0	0	0	0	0	0
22				f	1	0	0	0	0	0	0	0	0	0	0	0	0	0
23				g	0	0	0	0	0	0	0	0	0	0	0	0	0	0
24				h	0	0	0	0	0	0	0	0	0	0	0	0	0	0
25				i	0	0	0	0	0	0	0	0	0	0	0	0	0	0
26				j	18	0	7	0	2	0	0	0	0	0	0	0	0	0
27				Other Sections	9	0	0	0	0	0	0	0	0	0	0	0	0	0
28				11	0	0	0	0	0	0	0	0	0	0	0	0	0	0
29				24	0	0	0	0	0	0	0	0	0	0	0	0	0	0
30	other	0	0	0	0	0	0	0	0	0	0	0	0	0	0			
Total (17 to 30)		30	0	7	0	9	0	0	0	0	0	0	0	0	0			

* No. of times various Provisions were invoked while Rejecting Requests

** Relevant Sections of RTI Act 2005

Note :- The above data has been compiled based on the Quarterly reports submitted by Public Authorities on AppComs Software which is completed after the end of the financial year. In case any public authority does not enter the data the same will not be reflected in our Software/Annual Report.

Sr. No	Ministry/Department/Organisation	61.72														
		Delhi Nursing Council	Delhi Pharmacy Council	Delhi Pollution Control Committee	Delhi Sanskrit Academy	Delhi SC ST OBC Minority Handicapped Finance and Dev Corp	Delhi State AIDS Control Society	Delhi State Civil Supplies Corporation Limited	Delhi State Haj Committee	Delhi State Industrial and Infrastructure Development Corporation Limited	Delhi Subordinate Services Selection Board	Delhi Tourism and Transportation Development Corporation Limited	Delhi Transco Limited	Delhi Transport Corporation	Delhi Wakf Board	
1	Opening Balance Of Requests Received Under RTI (As On 1st April)	89	0	16	15	0	201	0	0	16	46	186	0	89	55	
2	No.Of Requests Received	42	10	346	8	18	79	27	4	885	5365	140	78	866	211	
3	Total No.Of Requests (Column 1+2)	131	10	362	23	18	280	27	4	901	5411	326	78	955	266	
4	No. Of Cases Transferred To Other PAs U/S 6(3)	0	4	7	0	0	2	0	0	57	212	20	0	89	1	
5	Total No.Of Appeals Received	0	0	81	0	3	9	0	0	87	869	31	43	465	18	
6	Total No.Of Appeals Disposed	0	0	2	0	3	5	0	0	87	814	15	43	360	18	
7	Decisions Where Applications For Information Rejected	0	0	0	0	0	0	0	0	1 (0%)	89 (2%)	1 (1%)	0	0	5 (2%)	
8	Number Of Cases Where Disciplinary Action Taken Against Any Officer In Respect Of Administration Of RTI Act	0	0	0	0	0	0	0	0	0	0	0	0	0	0	
9	Fee(Application) Collected (Rs.)	110	60	2010	20	145	94	0	0	6810	2660	100	670	7400	1120	
10	Addl.Charges Collected (Rs.)	0	0	4890	0	0	0	0	0	0	0	630	15781	716	0	
11	Penalty Collected (Rs.)	0	0	0	0	0	0	0	0	0	0	0	0	0	0	
12	Total Amount Collected (Fee+Addl. Charges +Penalty) (Rs.)	110	60	6900	20	145	94	0	0	6810	2660	730	16451	8116	1120	
13	No. CAPIO's Appointed (A)	0	0	0	0	0	1	0	0	0	0	0	1	0	1	
14	No. CPIO's Appointed (B)	1	1	0	0	0	0	1	0	0	14	9	1	0	1	
15	No. FAA's Appointed (C)	1	1	0	0	0	1	1	0	0	2	1	4	0	1	
16	Total (A+B+C)	2	2	0	0	0	2	2	0	0	16	10	6	0	3	
17	*	**	Section 8(1)	a	0	0	0	0	0	0	0	0	0	0	0	
18				b	0	0	0	0	0	0	0	0	0	0	0	0
19				c	0	0	0	0	0	0	0	0	0	0	0	0
20				d	0	0	0	0	0	0	0	0	0	0	0	0
21				e	0	0	0	0	0	0	0	0	0	0	0	0
22				f	0	0	0	0	0	0	0	0	0	0	0	0
23				g	0	0	0	0	0	0	0	0	0	0	0	0
24				h	0	0	0	0	0	0	0	0	0	0	0	0
25				i	0	0	0	0	0	0	0	0	0	0	0	0
26				j	0	0	0	0	0	0	0	0	0	0	0	0
27				Other Sections	9	0	0	0	0	0	0	0	0	0	0	0
28				11	0	0	0	0	0	0	0	0	0	0	0	0
29				24	0	0	0	0	0	0	0	0	0	0	0	0
30	other	0	0	0	0	0	0	0	0	0	76	0	0	0		
Total (17 to 30)		0	0	0	0	0	0	0	0	0	76	0	0	0	0	

* No. of times various Provisions were invoked while Rejecting Requests

** Relevant Sections of RTI Act 2005

Note :- The above data has been compiled based on the Quarterly reports submitted by Public Authorities on AppComs Software which is completed after the end of the financial year. In case any public authority does not enter the data the same will not be reflected in our Software/Annual Report.

Sr. No	Ministry/Department/Organisation													61.86	61.87	61.88	61.89	61.90	61.91	61.92	61.93	61.94	61.95	61.96	61.97	61.98	61.99	
														Department for the Welfare of SC, ST, OBC and Minorities	Department of Archaeology	Department of Delhi Archives	Department of Environment	Department of Food Safety	Department of Forest and Wild Life	Department of Industries	Department of Law, Justice and Legislative Affairs	Department of Power	Department of Trade and Taxes	Department of Training and Technical Education	Department of Urban Development	Development Department	Directorate General of Home Guards GNCTD	
1	Opening Balance Of Requests Received Under RTI (As On 1st April)													33	0	12	21	17	21	0	67	0	5	14	138	93	71	
2	No.Of Requests Received													293	42	179	57	153	391	174	260	526	140	442	1026	420	85	
3	Total No.Of Requests (Column 1+2)													326	42	191	78	170	412	174	327	526	145	456	1164	513	156	
4	No. Of Cases Transferred To Other PAs U/S 6(3)													53	20	6	18	58	149	132	166	169	2	1	1093	209	0	
5	Total No.Of Appeals Received													25	0	0	0	8	35	6	36	27	81	123	23	39	8	
6	Total No.Of Appeals Disposed													23	0	0	0	7	28	4	23	27	81	116	22	39	7	
7	Decisions Where Applications For Information Rejected													0	18 (43%)	0	0	6 (4%)	0	3 (2%)	7 (3%)	0	0	0	0	5 (1%)	0	
8	Number Of Cases Where Disciplinary Action Taken Against Any Officer In Respect Of Administration Of RTI Act													0	0	0	0	0	0	0	0	0	0	0	0	0	0	
9	Fee(Application) Collected (Rs.)													1245	0	1255	0	970	1550	190	840	560	905	860	1190	1610	405	
10	Addl.Charges Collected (Rs.)													0	820	2598	0	95	0	0	0	0	0	250	0	540	1536	
11	Penalty Collected (Rs.)													0	0	0	0	0	0	0	0	0	0	0	0	0	0	
12	Total Amount Collected (Fee+Addl. Charges +Penalty) (Rs.)													1245	820	3853	0	1065	1550	190	840	560	905	1110	1190	2150	1941	
13	No. CAPIO's Appointed (A)													5	0	0	0	1	0	0	1	0	154	0	7	0	4	
14	No. CPIO's Appointed (B)													1	0	0	0	17	4	0	1	3	1	0	7	0	1	
15	No. FAA's Appointed (C)													1	0	0	0	1	1	0	1	1	1	0	3	0	1	
16	Total (A+B+C)													7	0	0	0	19	5	0	3	4	156	0	17	0	6	
17	*	**	Section 8(1)	a	0	0	0	0	0	0	0	0	0	0	0	0	0	0	0	0	0	0	0	0	0			
18				b	0	0	0	0	0	0	0	0	0	0	0	0	0	0	0	0	0	0	0	0	0	0	0	
19				c	0	0	0	0	0	0	0	0	0	0	0	0	0	0	0	0	0	0	0	0	0	0	0	0
20				d	0	0	0	0	0	0	0	0	0	0	0	0	0	0	0	0	0	0	0	0	0	0	2	0
21				e	0	0	0	0	0	0	0	0	0	0	0	0	0	0	0	0	0	0	0	0	0	0	0	0
22				f	0	0	0	0	0	0	0	0	0	0	0	0	0	0	0	0	0	0	0	0	0	0	0	0
23				g	0	0	0	0	0	0	0	0	0	0	0	0	0	0	0	0	0	0	0	0	0	0	0	0
24				h	0	0	0	0	0	0	0	0	0	0	0	0	0	0	0	0	0	0	0	0	0	0	0	0
25				i	0	0	0	0	0	0	0	0	0	0	0	0	0	0	0	0	0	0	0	0	0	0	0	0
26				j	0	0	0	0	0	0	0	0	0	0	0	0	0	0	0	0	0	0	0	0	0	0	2	0
27				Other Sections			9	0	0	0	0	0	0	0	0	0	0	0	0	0	0	0	0	0	0	0	0	0
28							11	0	0	0	0	0	0	0	0	0	0	0	0	0	0	0	0	0	0	0	0	0
29							24	0	0	0	0	0	0	0	0	0	0	0	0	0	0	0	0	0	0	0	0	0
30				other	0	1	0	0	6	0	0	0	0	0	0	0	0	0	0	0	0	0	0	0	0			
Total (17 to 30)					0	1	0	0	6	0	0	0	0	0	0	0	0	0	0	0	0	0	0	0	4			

* No. of times various Provisions were invoked while Rejecting Requests

** Relevant Sections of RTI Act 2005

Note :- The above data has been compiled based on the Quarterly reports submitted by Public Authorities on AppComs Software which is completed after the end of the financial year. In case any public authority does not enter the data the same will not be reflected in our Software/Annual Report.

Sr. No	Ministry/Department/Organisation																	
		61:100	61:101	61:102	61:103	61:104	61:105	61:106	61:107	61:108	61:109	61:110	61:111	61:112	61:113	61:114		
		Directorate of Agricultural Marketing	Directorate of Audit	Directorate of Education	Directorate of Employment	Directorate of Family Welfare	Directorate of Gurudwara Election	Directorate of Health Services Head Quarter	Directorate of Higher Education	Directorate of Ayush	Directorate of Information and Publicity	Directorate of Prohibition	Directorate of Prosecution Delhi	Directorate of Small Savings and Lotteries	Directorate of Training UTCS	Directorate of Vigilance and Anti Corruption		
1	Opening Balance Of Requests Received Under RTI (As On 1st April)	0	16	789	0	9	0	7432	1	314	0	0	0	0	0	16		
2	No.Of Requests Received	40	30	20197	119	133	38	4587	129	72	186	7	118	4	5	440		
3	Total No.Of Requests (Column 1+2)	40	46	20986	119	142	38	12019	130	386	186	7	118	4	5	456		
4	No. Of Cases Transferred To Other PAs U/S 6(3)	21	5	5341	32	62	1	1221	92	16	14	1	15	0	0	99		
5	Total No.Of Appeals Received	5	2	1467	0	0	4	163	5	0	15	0	15	0	1	79		
6	Total No.Of Appeals Disposed	5	1	968	0	0	4	162	5	0	15	0	15	0	1	7		
7	Decisions Where Applications For Information Rejected	0	0	1521 (8%)	0	0	0	3 (0%)	0	0	0	0	2 (2%)	0	0	16 (4%)		
8	Number Of Cases Where Disciplinary Action Taken Against Any Officer In Respect Of Administration Of RTI Act	0	0	0	0	0	0	0	0	0	0	0	0	0	0	0		
9	Fee(Application) Collected (Rs.)	140	60	28248	120	70	295	2380	150	10	190	0	430	20	0	2790		
10	Addl.Charges Collected (Rs.)	0	324	5152	0	0	86	552	0	98	0	40	0	0	0	2633		
11	Penalty Collected (Rs.)	0	0	0	0	0	0	0	0	0	0	0	0	0	0	2264		
12	Total Amount Collected (Fee+Addl. Charges +Penalty) (Rs.)	140	384	33400	120	70	381	2932	150	108	190	40	430	20	0	7687		
13	No. CAPIO's Appointed (A)	0	1	44	0	1	1	1	0	2	0	0	0	1	0	0		
14	No. CPIO's Appointed (B)	0	1	44	1	1	1	22	0	2	2	0	0	1	0	8		
15	No. FAA's Appointed (C)	0	1	8	1	1	1	1	0	1	2	0	0	1	0	1		
16	Total (A+B+C)	0	3	96	2	3	3	24	0	5	4	0	0	3	0	9		
17	*	**	Section 8(1)	a	0	0	0	0	0	0	0	0	0	0	0	0		
18				b	0	0	0	0	0	0	0	0	0	0	0	0	0	0
19				c	0	0	0	0	0	0	0	0	0	0	0	0	0	0
20				d	0	0	0	0	0	0	0	0	0	0	0	0	0	0
21				e	0	0	0	0	0	0	0	0	0	0	0	0	0	0
22				f	0	0	0	0	0	0	0	0	0	0	0	0	0	0
23				g	0	0	0	0	0	0	0	0	0	0	0	0	0	0
24				h	0	0	0	0	0	0	0	0	0	0	0	0	0	11
25				i	0	0	0	0	0	0	0	0	0	0	0	0	0	0
26				j	0	0	1487	0	0	0	0	0	0	0	0	0	0	4
27				9	0	0	0	0	0	0	0	0	0	0	0	0	0	0
28				11	0	0	0	0	0	0	0	0	0	0	0	0	0	0
29				24	0	0	0	0	0	0	0	0	0	0	0	0	0	0
30	other	0	0	70	0	0	0	0	0	0	0	0	0	0	1			
Total (17 to 30)		0	0	1557	0	0	0	0	0	0	0	0	0	0	0	16		

* No. of times various Provisions were invoked while Rejecting Requests

** Relevant Sections of RTI Act 2005

Note :- The above data has been compiled based on the Quarterly reports submitted by Public Authorities on AppComs Software which is completed after the end of the financial year. In case any public authority does not enter the data the same will not be reflected in our Software/Annual Report.

Sr. No	Ministry/Department/Organisation													61.115	61.116	61.117	61.118	61.119	61.120	61.121	61.122	61.123	61.124	61.125	61.126	61.127	61.128	61.129
														Dr. B.R. Sur Homoeopathic Medical College and Hospital	Dr. Baba Saheb Ambedkar Hospital	Dr. Hedgewar Arogya Sansthan	Dr. N.C. Joshi Memorial Hospital	Dte. of Economics and Statistics	East Delhi Municipal Corporation Engineering Deptt	East Delhi Municipal Corporation HQ	Excise Entertainment and Luxury Tax	G.B. Pant Hospital	General Administration Department	Guru Gobind Singh Government Hospital	Guru Gobind Singh Indraprastha University	Guru Nanak Eye Centre	Health and Family Welfare Department	Hindi Academy Delhi
1	Opening Balance Of Requests Received Under RTI (As On 1st April)													51	116	0	0	4	1081	5424	0	105	2	0	17	2	272	2
2	No.Of Requests Received													26	151	99	12	55	748	2011	154	98	353	43	612	17	2700	14
3	Total No.Of Requests (Column 1+2)													77	267	99	12	59	1829	7435	154	203	355	43	629	19	2972	16
4	No. Of Cases Transferred To Other PAs U/S 6(3)													0	3	0	3	13	206	7435	0	18	94	0	22	0	1938	0
5	Total No.Of Appeals Received													0	1	2	0	4	0	0	25	1	31	2	109	1	99	0
6	Total No.Of Appeals Disposed													0	0	1	0	4	0	0	23	1	23	2	109	1	84	0
7	Decisions Where Applications For Information Rejected													1 (4%)	1 (1%)	0	0	0	0	0	0	0	4 (1%)	0	5 (1%)	1 (6%)	0	0
8	Number Of Cases Where Disciplinary Action Taken Against Any Officer In Respect Of Administration Of RTI Act													0	0	0	0	0	0	0	0	0	0	0	0	0	0	0
9	Fee(Application) Collected (Rs.)													180	1320	990	100	30	0	6310	0	460	1090	145	1450	80	13080	40
10	Addl.Charges Collected (Rs.)													8	66	0	0	0	0	0	0	0	0	0	296	0	1056	0
11	Penalty Collected (Rs.)													0	0	0	0	0	0	0	0	0	0	0	0	0	0	0
12	Total Amount Collected (Fee+Addl. Charges +Penalty) (Rs.)													188	1386	990	100	30	0	6310	0	460	1090	145	1746	80	14136	40
13	No. CAPIO's Appointed (A)													0	1	1	0	0	0	0	0	0	1	1	0	0	0	0
14	No. CPIO's Appointed (B)													0	1	1	0	0	0	0	0	1	1	1	1	1	8	0
15	No. FAA's Appointed (C)													0	0	1	0	0	0	0	0	0	0	1	0	1	1	0
16	Total (A+B+C)													0	2	3	0	0	0	0	0	1	2	3	1	2	9	0
17	*	**	Section 8(1)	a	0	0	0	0	0	0	0	0	0	0	0	0	0	0	0	0	0	0	0	0	0	0		
18				b	0	0	0	0	0	0	0	0	0	0	0	0	0	0	0	0	0	0	0	0	0	0	0	0
19				c	0	0	0	0	0	0	0	0	0	0	0	0	0	0	0	0	0	0	0	0	0	0	0	0
20				d	0	0	0	0	0	0	0	0	0	0	0	0	0	0	0	0	0	0	0	0	1	0	0	0
21				e	0	0	0	0	0	0	0	0	0	0	0	0	0	0	0	0	0	0	0	0	0	0	0	0
22				f	0	0	0	0	0	0	0	0	0	0	0	0	0	0	0	0	0	0	0	0	0	0	0	0
23				g	0	0	0	0	0	0	0	0	0	0	0	0	0	0	0	0	0	0	0	0	0	0	0	0
24				h	0	0	0	0	0	0	0	0	0	0	0	0	0	0	0	0	0	0	0	0	0	0	0	0
25				i	0	0	0	0	0	0	0	0	0	0	0	0	0	0	0	0	0	0	0	0	0	0	0	0
26				j	0	0	0	0	0	0	0	0	0	0	0	0	0	0	0	0	0	0	0	0	0	0	0	0
27				Other Sections			9	0	0	0	0	0	0	0	0	0	0	0	0	0	0	0	0	0	0	0	0	0
28							11	0	0	0	0	0	0	0	0	0	0	0	0	0	0	0	0	5	0	0	0	0
29							24	0	0	0	0	0	0	0	0	0	0	0	0	0	0	0	0	0	0	0	0	0
30				other	0	0	0	0	0	0	0	0	0	0	0	0	0	0	0	0	0	0	0	0	0			
Total (17 to 30)					0	0	0	0	0	0	0	0	0	0	0	0	0	0	0	0	0	5	1	0	0			

* No. of times various Provisions were invoked while Rejecting Requests

** Relevant Sections of RTI Act 2005

Note :- The above data has been compiled based on the Quarterly reports submitted by Public Authorities on AppComs Software which is completed after the end of the financial year. In case any public authority does not enter the data the same will not be reflected in our Software/Annual Report.

Sr. No	Ministry/Department/Organisation	61.130	61.131	61.132	61.133	61.134	61.135	61.136	61.137	61.138	61.139	61.140	61.141	61.142	61.143		
		Home Department GNCTD	Institute of Human Behaviour and Allied Sciences	Irrigation and Flood Control Department	Jag Prवेश Chandra Hospital	Labour Department Delhi	Lal Bahadur Shastri Hospital	Land and Building Department	Lok Nayak Hospital	Lt. Governors Secretariat	Maharaja Agrasen College Delhi	Maharishi Valmiki Hospital	Maharishi Valmiki College of Education	Maulana Azad Institute of Dental Sciences	NCC Department		
1	Opening Balance Of Requests Received Under RTI (As On 1st April)	0	3	340	1	267	5	25	0	11	51	0	0	1	0		
2	No.Of Requests Received	353	116	1262	56	1151	61	600	448	1366	37	32	2	28	8		
3	Total No.Of Requests (Column 1+2)	353	119	1602	57	1418	66	625	448	1377	88	32	2	29	8		
4	No. Of Cases Transferred To Other PAs U/S 6(3)	277	1	30	0	148	1	177	12	631	0	0	1	0	4		
5	Total No.Of Appeals Received	6	29	229	3	172	4	107	18	185	2	1	0	2	1		
6	Total No.Of Appeals Disposed	6	28	213	3	144	1	102	12	14	2	1	0	2	0		
7	Decisions Where Applications For Information Rejected	0	13 (11%)	0	0	0	0	0	25 (6%)	0	0	0	0	0	0		
8	Number Of Cases Where Disciplinary Action Taken Against Any Officer In Respect Of Administration Of RTI Act	0	0	0	0	0	0	0	0	0	0	0	0	0	0		
9	Fee(Application) Collected (Rs.)	830	900	2426	210	2540	160	3835	2585	10440	180	70	0	220	0		
10	Addl.Charges Collected (Rs.)	2592	0	20969	0	885	34	3904	6045	180	0	0	0	0	0		
11	Penalty Collected (Rs.)	0	0	0	0	0	0	0	0	0	0	0	0	0	0		
12	Total Amount Collected (Fee+Addl. Charges +Penalty) (Rs.)	3422	900	23395	210	3425	194	7739	8630	10620	180	70	0	220	0		
13	No. CAPIO's Appointed (A)	7	0	0	1	0	0	1	0	1	0	0	0	0	0		
14	No. CPIO's Appointed (B)	4	1	26	1	18	0	1	1	1	0	0	0	0	3		
15	No. FAA's Appointed (C)	3	0	5	1	13	0	1	1	1	0	0	0	0	1		
16	Total (A+B+C)	14	1	31	3	31	0	3	2	3	0	0	0	0	4		
17	*	**	Section 8(1)	a	0	0	0	0	0	0	0	0	0	0	0		
18				b	0	0	0	0	0	0	0	0	0	0	0	0	0
19				c	0	0	0	0	0	0	0	0	0	0	0	0	0
20				d	0	0	0	0	0	0	0	0	0	0	0	0	0
21				e	0	6	0	0	0	0	0	17	0	0	0	0	0
22				f	0	0	0	0	0	0	0	0	0	0	0	0	0
23				g	0	0	0	0	0	0	0	0	0	0	0	0	0
24				h	0	2	0	0	0	0	0	0	0	0	0	0	0
25				i	0	0	0	0	0	0	0	0	0	0	0	0	0
26				j	0	4	0	0	0	0	0	0	2	0	0	0	0
27				9	0	0	0	0	0	0	0	0	0	0	0	0	0
28				11	0	0	0	0	0	0	0	8	0	0	0	0	0
29				24	0	0	0	0	0	0	0	0	0	0	0	0	0
30	other	0	3	0	0	0	0	0	0	10	0	0	0	0			
Total (17 to 30)		0	15	0	0	0	0	0	25	12	0	0	0	0	0		

* No. of times various Provisions were invoked while Rejecting Requests

** Relevant Sections of RTI Act 2005

Note :- The above data has been compiled based on the Quarterly reports submitted by Public Authorities on AppComs Software which is completed after the end of the financial year. In case any public authority does not enter the data the same will not be reflected in our Software/Annual Report.

Sr. No	Ministry/Department/Organisation																
	61.144	61.145	61.146	61.147	61.148	61.149	61.150	61.151	61.152	61.153	61.154	61.155	61.156	61.157	61.158		
	Nehru Homoeopathic Medical College and Hospital	Netaji Subhas Institute of Technology	Principal Account Office	PT Madan Mohan Malviya Hospital	Public Grievance Commission	Public Works Department Delhi	Punjab Academy Delhi	Rajya Sainik Board Delhi	Rao Tula Ram Memorial Hospital	Registrar Chit Fund	Revenue Department	Sahitya Kala Parishad	Samajik Suvidha Sangam	Sanjay Gandhi Memorial Hospital	Sardar Vallabh Bhai Patel Hospital		
1	Opening Balance Of Requests Received Under RTI (As On 1st April)																
2	No.Of Requests Received																
3	Total No.Of Requests (Column 1+2)																
4	No. Of Cases Transferred To Other PAs U/S 6(3)																
5	Total No.Of Appeals Received																
6	Total No.Of Appeals Disposed																
7	Decisions Where Applications For Information Rejected																
8	Number Of Cases Where Disciplinary Action Taken Against Any Officer In Respect Of Administration Of RTI Act																
9	Fee(Application) Collected (Rs.)																
10	Addl.Charges Collected (Rs.)																
11	Penalty Collected (Rs.)																
12	Total Amount Collected (Fee+Addl. Charges +Penalty) (Rs.)																
13	No. CAPIO's Appointed (A)																
14	No. CPIO's Appointed (B)																
15	No. FAA's Appointed (C)																
16	Total (A+B+C)																
17	*	**	Section 8(1)														
18			a	0	0	0	0	0	0	0	0	0	0	0	0	0	0
19			b	0	0	0	0	0	0	0	0	0	0	0	0	0	0
20			c	0	0	0	0	0	0	0	0	0	0	0	0	0	0
21			d	0	0	0	0	0	0	0	0	0	0	0	0	0	0
22			e	0	0	0	0	0	0	0	0	0	0	0	0	18	0
23			f	0	0	0	0	0	0	0	0	0	0	0	0	0	0
24			g	0	0	0	0	0	0	0	0	0	0	0	0	0	0
25			h	0	0	0	0	0	0	0	0	0	0	0	0	0	0
26			i	0	0	0	0	0	0	0	0	1	0	0	0	0	0
27			j	0	0	0	0	0	0	0	0	0	0	0	0	0	0
28			Other Sections														
28			9	0	0	0	0	0	0	0	0	0	0	0	0	0	0
29	11	0	0	0	0	0	0	0	0	0	0	0	0	0	0		
29	24	0	0	0	0	0	0	0	0	0	0	0	0	0	0		
30	other	0	0	0	0	0	0	0	0	0	0	0	0	0	0		
Total (17 to 30)		0	0	0	0	0	0	0	0	1	0	0	0	18	0		

* No. of times various Provisions were invoked while Rejecting Requests

** Relevant Sections of RTI Act 2005

Note :- The above data has been compiled based on the Quarterly reports submitted by Public Authorities on AppComs Software which is completed after the end of the financial year. In case any public authority does not enter the data the same will not be reflected in our Software/Annual Report.

Sr. No	Ministry/Department/Organisation														
	61:159	61:160	61:161	61:162	61:163	61:164	61:165	61:166	61:167	61:168	61:169	61:170	61:171	61:172	
	Satyawadi Raja Harishchandra Hospital	Services Department	Shaheed Rajguru College of Applied Sciences for Women	Shaheed Sukhdev College of Business Studies	Sindhi Academy	State Election Commission Delhi	Tourism Department Delhi	Transport Department Delhi	North Delhi Municipal Corporation Engineering Deptt	Ambedkar Institute of Technology	Ambedkar Institute of Advance Communication Technologies and Research	Kasturba Institute of Technology	Bhal Parmanand Institute of Business Studies	Delhi Dialogue & Development Commission	
1	Opening Balance Of Requests Received Under RTI (As On 1st April)	0	19	0	0	0	0	125	69	371	0	340	3	3	
2	No.Of Requests Received	36	733	34	12	6	131	30	922	691	36	41	7	2	
3	Total No.Of Requests (Column 1+2)	36	752	34	12	6	131	30	1047	760	407	41	347	5	
4	No. Of Cases Transferred To Other PAs U/S 6(3)	0	341	0	0	0	22	15	0	327	0	2	0	4	
5	Total No.Of Appeals Received	1	69	7	0	0	3	0	102	20	0	0	8	2	
6	Total No.Of Appeals Disposed	1	5	0	0	0	3	0	0	20	0	0	0	2	
7	Decisions Where Applications For Information Rejected	1 (3%)	195 (27%)	0	0	0	0	0	0	0	0	0	0	0	
8	Number Of Cases Where Disciplinary Action Taken Against Any Officer In Respect Of Administration Of RTI Act	0	0	0	0	0	0	0	0	0	0	0	0	0	
9	Fee(Application) Collected (Rs.)	110	790	0	0	20	450	100	8670	585	0	360	10	0	
10	Addl.Charges Collected (Rs.)	806	430	0	0	0	328	0	1830	1434	0	0	4	0	
11	Penalty Collected (Rs.)	0	0	0	0	0	0	0	0	0	0	0	0	0	
12	Total Amount Collected (Fee+Addl. Charges +Penalty) (Rs.)	916	1220	0	0	20	778	100	10500	2019	0	360	14	0	
13	No. CAPIO's Appointed (A)	1	8	0	0	1	0	0	1	0	1	0	1	0	
14	No. CPIO's Appointed (B)	1	3	0	0	1	1	0	34	0	1	1	1	1	
15	No. FAA's Appointed (C)	1	1	0	0	1	1	0	15	0	1	1	1	1	
16	Total (A+B+C)	3	12	0	0	3	2	0	50	0	3	2	3	2	
17	*	**	Section 8(1)	a	0	0	0	0	0	0	0	0	0	0	
18				b	0	0	0	0	0	0	0	0	0	0	0
19				c	0	0	0	0	0	0	0	0	0	0	0
20				d	0	0	0	0	0	0	0	0	0	0	0
21				e	0	0	0	0	0	0	0	0	0	0	0
22				f	0	0	0	0	0	0	0	0	0	0	0
23				g	0	0	0	0	0	0	0	0	0	0	0
24				h	0	0	0	0	0	0	0	0	0	0	0
25				i	1	0	0	0	0	0	0	0	0	0	0
26				j	0	0	0	0	0	0	0	0	0	0	0
27				9	0	0	0	0	0	0	0	0	0	0	0
28				11	0	0	0	0	0	0	0	0	0	0	0
29				24	0	0	0	0	0	0	0	0	0	0	0
30	other	0	0	0	0	0	0	0	0	0	0	0			
Total (17 to 30)		1	0	0	0	0	0	0	0	0	0	0	0	0	

* No. of times various Provisions were invoked while Rejecting Requests

** Relevant Sections of RTI Act 2005

Note :- The above data has been compiled based on the Quarterly reports submitted by Public Authorities on AppComs Software which is completed after the end of the financial year. In case any public authority does not enter the data the same will not be reflected in our Software/Annual Report.

Sr. No	Ministry/Department/Organisation																	
	61:173	61:174	61:175	61:176	61:177	61:178	61:179	61:180	61:181	61:182	61:183	61:184	61:185	61:186	61:187			
	Deputy Apprenticeship Advisor	DFC (New Delhi & Chandigarh)	Forensic Science Laboratory	G B Pant Institute of Technology	Guru Nanak Institute of Technology	Guru Teg Bahadur (GTB) Hospital	Indira Gandhi Delhi Technical University for Women (IGDTUW)	Indraprastha Power Generation Co. Ltd. (GENCO)	Meera Bai Institute of Technology	Office of the Minister (Sh. Rajendra Pal Gautam)	Office of the Minister (Sh. Satyendar Jain)	Pusa Institute of Technology	State Council of Educational Research and Training (SCERT)	Weight & Measures Department	South Delhi Municipal Corporation Central Zone			
1	Opening Balance Of Requests Received Under RTI (As On 1st April)	0	1	30	1	0	11	0	125	73	0	0	0	4	5	77		
2	No.Of Requests Received	0	8	129	12	15	273	33	359	32	53	241	18	107	32	2489		
3	Total No.Of Requests (Column 1+2)	0	9	159	13	15	284	33	484	105	53	241	18	111	37	2566		
4	No. Of Cases Transferred To Other PAs U/S 6(3)	0	0	23	0	0	29	0	23	0	53	215	2	15	11	57		
5	Total No.Of Appeals Received	0	0	13	0	2	48	0	19	0	0	12	0	16	0	229		
6	Total No.Of Appeals Disposed	0	0	13	0	2	34	0	15	0	0	5	0	16	0	228		
7	Decisions Where Applications For Information Rejected	0	0	0	0	0	0	0	2 (1%)	0	0	3 (1%)	0	0	0	0		
8	Number Of Cases Where Disciplinary Action Taken Against Any Officer In Respect Of Administration Of RTI Act	0	0	0	0	0	0	0	0	0	0	0	0	0	0	0		
9	Fee(Application) Collected (Rs.)	0	60	970	30	180	1720	100	3460	10	0	1540	0	390	70	10430		
10	Addl.Charges Collected (Rs.)	0	244	0	0	0	24	0	0	0	0	80	0	30	0	222		
11	Penalty Collected (Rs.)	0	0	0	0	0	0	0	0	0	0	0	0	0	0	0		
12	Total Amount Collected (Fee+Addl. Charges +Penalty) (Rs.)	0	304	970	30	180	1744	100	3460	10	0	1620	0	420	70	10652		
13	No. CAPIO's Appointed (A)	0	1	0	1	1	0	0	1	1	0	0	0	0	0	24		
14	No. CPIO's Appointed (B)	1	1	2	1	1	0	0	3	1	0	0	0	0	0	12		
15	No. FAA's Appointed (C)	1	1	2	1	1	0	0	0	1	0	0	0	0	0	4		
16	Total (A+B+C)	2	3	4	3	3	0	0	4	3	0	0	0	0	0	40		
17	*	**	Section 8(1)	a	0	0	0	0	0	0	0	0	0	0	0	0		
18				b	0	0	0	0	0	0	0	0	0	0	0	0	0	0
19				c	0	0	0	0	0	0	0	0	0	0	0	0	0	0
20				d	0	0	0	0	0	0	0	0	0	0	0	0	0	0
21				e	0	0	0	0	0	0	0	0	0	0	0	0	0	0
22				f	0	0	0	0	0	0	0	0	0	0	0	0	0	0
23				g	0	0	0	0	0	0	0	0	0	0	0	0	0	0
24				h	0	0	0	0	0	0	0	0	0	0	0	0	0	0
25				i	0	0	0	0	0	0	0	0	0	0	0	0	0	0
26				j	0	0	0	0	0	0	0	0	0	0	0	0	0	0
27				9	0	0	0	0	0	0	0	0	0	0	0	0	0	0
28				11	0	0	0	0	0	0	0	0	0	0	0	0	0	0
29				24	0	0	0	0	0	0	0	0	0	0	0	0	0	0
30	other	0	0	0	0	0	0	0	0	0	0	0	0	0	0			
Total (17 to 30)		0	0	0	0	0	0	0	0	0	0	0	0	0	0	0		

* No. of times various Provisions were invoked while Rejecting Requests

** Relevant Sections of RTI Act 2005

Note :- The above data has been compiled based on the Quarterly reports submitted by Public Authorities on AppComs Software which is completed after the end of the financial year. In case any public authority does not enter the data the same will not be reflected in our Software/Annual Report.

Sr. No	Ministry/Department/Organisation																	
			61:188	61:189	61:190	61:191	61:192	61:193	61:194	61:195	61:196	61:197	61:198	61:199	61:200			
			South Delhi Municipal Corporation Education Department	South Delhi Municipal Corporation Engineering Deptt	South Delhi Municipal Corporation Finance Deptt	South Delhi Municipal Corporation Head Quarter	South Delhi Municipal Corporation Health Department	South Delhi Municipal Corporation Najatgarh Zone	South Delhi Municipal Corporation West Zone	Mathili Bhojpur Academy, Delhi	Dr G G L S Prachya Vidy Pratishtan	Delhi Medical Council	CDMO Office (North)	Keshav Mahavidyalaya	South Delhi Municipal Corporation Public Health Department			
1	Opening Balance Of Requests Received Under RTI (As On 1st April)		0	0	0	57	0	2521	7	0	0	1908	3	1	70			
2	No.Of Requests Received		135	571	119	286	41	713	2006	6	2	198	105	6	267			
3	Total No.Of Requests (Column 1+2)		135	571	119	343	41	3234	2013	6	2	2106	108	7	337			
4	No. Of Cases Transferred To Other PAs U/S 6(3)		36	461	46	24	26	20	242	0	0	11	6	0	48			
5	Total No.Of Appeals Received		14	0	4	21	0	0	34	0	0	21	6	0	2			
6	Total No.Of Appeals Disposed		14	0	4	20	0	0	33	0	0	16	6	0	1			
7	Decisions Where Applications For Information Rejected		0	0	1 (1%)	1 (0%)	0	0	0	1 (17%)	0	0	0	0	0			
8	Number Of Cases Where Disciplinary Action Taken Against Any Officer In Respect Of Administration Of RTI Act		0	0	0	0	0	0	0	0	0	0	0	0	0			
9	Fee(Application) Collected (Rs.)		600	0	100	1060	60	3360	18200	0	0	760	30	10	300			
10	Addl.Charges Collected (Rs.)		118	0	0	0	0	2320	0	0	0	5148	0	0	0			
11	Penalty Collected (Rs.)		0	0	0	0	0	0	0	0	0	0	0	0	0			
12	Total Amount Collected (Fee+Addl. Charges +Penalty) (Rs.)		718	0	100	1060	60	5680	18200	0	0	5908	30	10	300			
13	No. CAPIO's Appointed (A)		0	0	0	0	0	0	17	0	0	0	1	1	1			
14	No. CPIO's Appointed (B)		0	0	0	0	0	0	1	0	0	1	0	1	1			
15	No. FAA's Appointed (C)		0	0	0	0	0	0	1	0	0	1	0	1	1			
16	Total (A+B+C)		0	0	0	0	0	0	19	0	0	2	1	3	3			
17	*	**	Section 8(1)	a	0	0	0	0	0	0	0	0	0	0	0			
18				b	0	0	0	0	0	0	0	0	0	0	0	0	0	
19				c	0	0	0	0	0	0	0	0	0	0	0	0	0	
20				d	0	0	0	0	0	0	0	0	0	0	0	0	0	
21				e	0	0	0	0	0	0	0	0	0	0	0	0	0	
22				f	0	0	0	0	0	0	0	0	0	0	0	0	0	
23				g	0	0	0	0	0	0	0	0	0	0	0	0	0	
24				h	0	0	0	0	0	0	0	0	0	0	0	0	0	
25				i	0	0	0	0	0	0	0	0	0	0	0	0	0	
26				j	0	0	0	0	0	0	0	0	0	0	0	0	0	
27				Other Sections		9	0	0	0	0	0	0	0	0	0	0	0	0
28						11	0	0	0	0	0	0	0	0	0	0	0	0
29						24	0	0	0	0	0	0	0	0	0	0	0	0
30			other	0	0	0	0	0	0	0	0	0	0	0	0			
Total (17 to 30)			0	0	0	0	0	0	0	0	0	0	0	0	0			

* No. of times various Provisions were invoked while Rejecting Requests

** Relevant Sections of RTI Act 2005

Note :- The above data has been compiled based on the Quarterly reports submitted by Public Authorities on AppComs Software which is completed after the end of the financial year. In case any public authority does not enter the data the same will not be reflected in our Software/Annual Report.

Sr. No	Ministry/Department/Organisation			Ministry Total	62			63							
					High Court Of Delhi	Delhi Judicial Academy	Ministry Total	National Institute of Micro Small and Medium Enterprises (NIMSME)	Ministry of Micro, Small and Medium Enterprises	Office of Development Commissioner (Micro Small and Medium Enterprises)	FFDC Kannauj	MSME Development Institute Chennai	MSME Development Institute, Ludhiana	MSME DI Mumbai	
1	Opening Balance Of Requests Received Under RTI (As On 1st April)	31146	1043	0	1043	22	0	44	0	0	0	0	0		
2	No.Of Requests Received	101647	888	8	896	21	449	1156	7	61	5	35			
3	Total No.Of Requests (Column 1+2)	132793	1931	8	1939	43	449	1200	7	61	5	35			
4	No. Of Cases Transferred To Other PAs U/S 6(3)	42510	82	0	82	0	209	300	0	2	0	9			
5	Total No.Of Appeals Received	9756	84	5	89	5	26	86	0	0	0	1			
6	Total No.Of Appeals Disposed	6841	21	4	25	3	26	86	0	0	0	1			
7	Decisions Where Applications For Information Rejected	2589 (3%)	139 (16%)	0	139 (16%)	0	1 (0%)	40 (3%)	0	0	0	0			
8	Number Of Cases Where Disciplinary Action Taken Against Any Officer In Respect Of Administration Of RTI Act	0	0	0	0	0	0	0	0	0	0	0			
9	Fee(Application) Collected (Rs.)	340983	5210	40	5250	0	340	3630	40	450	2	170			
10	Addl.Charges Collected (Rs.)	132939	4796	2600	7396	0	0	424	418	0	0	0			
11	Penalty Collected (Rs.)	2264	0	0	0	0	0	0	0	0	0	0			
12	Total Amount Collected (Fee+Addl. Charges +Penalty) (Rs.)	476186	10006	2640	12646	0	340	4054	458	450	2	170			
13	No. CAPIO's Appointed (A)	488	1	0	1	0	0	0	0	0	1	1			
14	No. CPIO's Appointed (B)	628	4	0	4	1	12	4	0	1	1	1			
15	No. FAA's Appointed (C)	203	1	0	1	1	6	2	0	1	1	1			
16	Total (A+B+C)	1319	6	0	6	2	18	6	0	2	3	3			
17	*	**	Section 8(1)		0	0	0	0	0	0	0	0			
18			a	0	0	0	0	0	0	0	0	0	0		
19			b	0	0	0	0	0	0	0	0	0	0		
20			c	0	0	0	0	0	0	0	0	0	0		
21			d	5	0	0	0	0	0	0	0	0	0		
22			e	63	0	0	0	0	0	0	0	0	0		
23			f	1	0	0	0	0	0	0	0	0	0		
24			g	1	0	0	0	0	0	0	0	0	0		
25			h	13	0	0	0	0	0	0	0	0	0		
26			i	3	0	0	0	0	0	0	0	0	0		
27			j	1544	11	0	11	0	0	0	0	2	0		
28			9	0	0	0	0	0	0	0	0	0	0		
29			11	18	0	0	0	0	0	0	0	0	0		
30	24	4	0	0	0	0	0	0	0	0	0				
Total (17 to 30)				181	128	0	128	0	2	0	0	0			
Total (17 to 30)				1833	139	0	139	0	2	0	2	0			

* No. of times various Provisions were invoked while Rejecting Requests

** Relevant Sections of RTI Act 2005

Note :- The above data has been compiled based on the Quarterly reports submitted by Public Authorities on AppComs Software which is completed after the end of the financial year. In case any public authority does not enter the data the same will not be reflected in our Software/Annual Report.

Sr. No	Ministry/Department/Organisation		63.8																		
			MSME DI JAIPUR	MSMETI Thiruvalla	Khadi & Village Industries Commission	MSME Tool Room Indore	MSME DI Muzaffarpur	MSME TESTING CENTRE NEW DELHI	CFTI Agra	CTRTC Kolkata	MSME DI Guwahati	MSME DI New Delhi	CDGI Ferozabad	SISI Agartala	MSME tool room Ahmedabad	MSME Testing Centre, Chennai	MSME DI KANPUR	SISI Allahabad	IGTR Aurangabad		
1	Opening Balance Of Requests Received Under RTI (As On 1st April)		0	0	0	0	18	0	0	0	1	2	3	1	0	0	0	7	0		
2	No.Of Requests Received		25	0	841	13	9	2	6	5	1	16	2	8	7	30	30	7	11		
3	Total No.Of Requests (Column 1+2)		25	0	841	13	27	2	6	5	2	18	5	9	7	30	30	14	11		
4	No. Of Cases Transferred To Other PAs U/S 6(3)		2	0	53	0	3	0	0	0	0	0	0	0	1	0	0	0			
5	Total No.Of Appeals Received		1	0	107	1	0	0	1	0	0	1	0	0	3	0	0	1			
6	Total No.Of Appeals Disposed		0	0	90	1	0	0	1	0	0	0	0	0	2	0	0	1			
7	Decisions Where Applications For Information Rejected		9 (36%)	0	51 (6%)	0	0	0	0	0	0	0	0	0	2 (7%)	0	0	0			
8	Number Of Cases Where Disciplinary Action Taken Against Any Officer In Respect Of Administration Of RTI Act		0	0	0	0	0	0	0	0	0	0	0	0	0	0	0	0			
9	Fee(Application) Collected (Rs.)		200	0	1520	60	0	10	40	0	0	0	60	60	20	160	30	0	30		
10	Addl.Charges Collected (Rs.)		0	0	2160	0	0	0	0	0	0	0	0	0	276	18	0	0			
11	Penalty Collected (Rs.)		0	0	0	0	0	0	0	0	0	0	0	0	0	0	0	0			
12	Total Amount Collected (Fee+Addl. Charges +Penalty) (Rs.)		200	0	3680	60	0	10	40	0	0	0	60	60	20	436	48	0	30		
13	No. CAPIO's Appointed (A)		0	0	0	0	0	0	0	0	1	0	0	0	0	0	0	0			
14	No. CPIO's Appointed (B)		1	0	72	1	1	1	1	0	1	0	1	1	4	1	0	2			
15	No. FAA's Appointed (C)		1	0	1	1	1	0	1	0	1	0	1	1	3	1	0	1			
16	Total (A+B+C)		2	0	73	2	2	1	2	0	3	0	2	2	7	2	0	3			
17	*	**	Section 8(1)	a	0	0	0	0	0	0	0	0	0	0	0	0	0	0	0		
18				b	0	0	0	0	0	0	0	0	0	0	0	0	0	0	0	0	
19				c	0	0	0	0	0	0	0	0	0	0	0	0	0	0	0	0	
20				d	0	0	0	0	0	0	0	0	0	0	0	0	0	0	0	0	
21				e	0	0	0	0	0	0	0	0	0	0	0	0	0	0	0	0	
22				f	0	0	0	0	0	0	0	0	0	0	0	0	0	0	0	0	
23				g	0	0	0	0	0	0	0	0	0	0	0	0	0	0	0	0	
24				h	0	0	0	0	0	0	0	0	0	0	0	0	0	0	0	0	
25				i	0	0	0	0	0	0	0	0	0	0	0	0	0	0	0	0	
26				j	0	0	0	0	0	0	0	0	0	0	0	0	1	0	0	0	
27				Other Sections		9	0	0	0	0	0	0	0	0	0	0	0	0	0	0	0
28						11	0	0	0	0	0	0	0	0	0	0	0	0	0	0	0
29						24	0	0	0	0	0	0	0	0	0	0	0	0	0	0	0
30			other	10	0	51	0	0	0	0	0	0	0	0	0	0	0	0			
Total (17 to 30)			10	0	51	0	0	0	0	0	0	0	0	0	1	0	0	0			

* No. of times various Provisions were invoked while Rejecting Requests

** Relevant Sections of RTI Act 2005

Note :- The above data has been compiled based on the Quarterly reports submitted by Public Authorities on AppComs Software which is completed after the end of the financial year. In case any public authority does not enter the data the same will not be reflected in our Software/Annual Report.

Sr. No	Ministry/Department/Organisation																				
		63.25	63.26	63.27	63.28	63.29	63.30	63.31	63.32	63.33	63.34	63.35	63.36	63.37	63.38	63.39	63.40	63.41	63.42		
		MSME Testing Centre Kolkata	MSMEDI Ahmedabad	PPDC Meerut	MEME DI Gangtok	CTRTC Bhubaneswar	CHIT Jalandhar	MSME DI Thrissur	MSME DI Patna	MSME DI SOLAN	MSME Development Institute Bangalore	MSME Development Institute Agra	IDTR Jamshedpur	MSME DI, Haldwani	MSME DI, Cuttack	SISI-Ranchi	MSME DEVELOPMENT INSTITUTE INDORE	MSME TOOL ROOM GUWAHATI	CFTI Chennai		
1	Opening Balance Of Requests Received Under RTI (As On 1st April)	0	1	1	1	0	1	0	4	1	5	3	0	1	7	0	1	0	0		
2	No.Of Requests Received	2	1	6	2	0	5	22	13	0	13	15	12	10	5	5	14	0	1		
3	Total No.Of Requests (Column 1+2)	2	2	7	3	0	6	22	17	1	18	18	12	11	12	5	15	0	1		
4	No. Of Cases Transferred To Other PAs U/S 6(3)	0	1	0	0	0	0	2	4	0	1	2	0	4	0	0	0	0	0		
5	Total No.Of Appeals Received	0	0	0	0	0	0	0	1	0	0	1	0	0	0	0	1	0	0		
6	Total No.Of Appeals Disposed	0	0	0	0	0	0	0	1	0	0	1	0	0	0	0	1	0	0		
7	Decisions Where Applications For Information Rejected	0	0	0	0	0	0	0	0	0	0	2 (17%)	0	0	0	0	0	0	0		
8	Number Of Cases Where Disciplinary Action Taken Against Any Officer In Respect Of Administration Of RTI Act	0	0	0	0	0	0	0	0	0	0	0	0	0	0	0	0	0	0		
9	Fee(Application) Collected (Rs.)	0	20	10	20	0	0	70	100	0	60	40	0	40	10	0	100	0	0		
10	Addl.Charges Collected (Rs.)	0	0	0	0	0	0	34	0	0	0	0	0	0	0	0	20	0	0		
11	Penalty Collected (Rs.)	0	0	0	0	0	0	0	0	0	0	0	0	0	0	0	0	0	0		
12	Total Amount Collected (Fee+Addl. Charges +Penalty) (Rs.)	0	20	10	20	0	0	104	100	0	60	40	0	40	10	0	120	0	0		
13	No. CAPIO's Appointed (A)	0	1	0	0	0	1	0	0	1	1	0	0	0	1	0	1	0	0		
14	No. CPIO's Appointed (B)	1	1	1	1	0	1	1	0	1	0	1	1	1	1	1	1	1	0		
15	No. FAA's Appointed (C)	1	1	1	1	0	0	1	0	0	0	1	1	1	1	1	0	1	0		
16	Total (A+B+C)	2	3	2	2	0	2	2	1	1	2	0	2	2	3	2	2	2	0		
17	*	**	Section 8(1)	a	0	0	0	0	0	0	0	0	0	0	0	0	0	0	0		
18				b	0	0	0	0	0	0	0	0	0	0	0	0	0	0	0	0	0
19				c	0	0	0	0	0	0	0	0	0	0	0	0	0	0	0	0	0
20				d	0	0	0	0	0	0	0	0	0	0	0	0	0	0	0	0	0
21				e	0	0	0	0	0	0	0	0	0	0	0	0	0	0	0	0	0
22				f	0	0	0	0	0	0	0	0	0	0	0	0	0	0	0	0	0
23				g	0	0	0	0	0	0	0	0	0	0	0	0	0	0	0	0	0
24				h	0	0	0	0	0	0	0	0	0	0	0	0	0	0	0	0	0
25				i	0	0	0	0	0	0	0	0	0	0	0	0	0	0	0	0	0
26				j	0	0	0	0	0	0	0	0	0	0	2	0	0	0	0	0	0
27				9	0	0	0	0	0	0	0	0	0	0	0	0	0	0	0	0	0
28				11	0	0	0	0	0	0	0	0	0	0	0	0	0	0	0	0	0
29				24	0	0	0	0	0	0	0	0	0	0	0	0	0	0	0	0	0
30	other	0	0	0	0	0	0	0	0	0	0	0	0	0	0	0	0	0			
Total (17 to 30)		0	0	0	0	0	0	0	0	0	0	0	2	0	0	0	0	0			

* No. of times various Provisions were invoked while Rejecting Requests

** Relevant Sections of RTI Act 2005

Note :- The above data has been compiled based on the Quarterly reports submitted by Public Authorities on AppComs Software which is completed after the end of the financial year. In case any public authority does not enter the data the same will not be reflected in our Software/Annual Report.

Sr. No	Ministry/Department/Organisation	63.43														63.44	63.45	63.46	63.47	63.48	63.49	63.50	63.51	63.52	63.53	63.54	63.55	63.56	63.57	63.58	63.59
		IDEMI Mumbai	MSME Development Institute karnal	The National Small Industries Corporation Ltd	MSME DI Nagpur	Coir Board	SISI-Goa	CTR Ludhiana	MSME TOOL ROOM HYDERABAD CITT	Mahatma Gandhi Institute for Rural Industrialisation (MGIRI)	SISI-Jammu	MSME DI Hyderabad	PPDC Agra	ESTC Rannagar	MSME Development Institute, Kolkata	MSME DI Hubli	MSME DI Raipur	Credit Guarantee Fund Trust for Micro and Small Enterprises (CGTISE)													
1	Opening Balance Of Requests Received Under RTI (As On 1st April)	1	3	5	0	4	0	0	28	0	3	8	0	0	8	0	2	5													
2	No.Of Requests Received	6	3	133	20	42	0	13	9	13	0	55	17	21	5	7	6	43													
3	Total No.Of Requests (Column 1+2)	7	6	138	20	46	0	13	37	13	3	63	17	21	13	7	8	48													
4	No. Of Cases Transferred To Other PAs U/S 6(3)	0	0	1	2	0	0	1	0	0	0	12	1	0	0	1	14														
5	Total No.Of Appeals Received	1	0	20	4	0	0	1	7	0	0	0	2	2	0	1	1														
6	Total No.Of Appeals Disposed	1	0	10	4	0	0	1	0	0	0	0	2	2	0	1	1														
7	Decisions Where Applications For Information Rejected	0	0	22 (17%)	0	0	0	0	0	0	0	0	0	0	0	0	0														
8	Number Of Cases Where Disciplinary Action Taken Against Any Officer In Respect Of Administration Of RTI Act	1	0	0	0	0	0	0	0	0	0	0	0	0	0	0	0														
9	Fee(Application) Collected (Rs.)	0	10	930	140	350	0	10	0	0	260	40	70	0	60	40	260														
10	Addl.Charges Collected (Rs.)	0	0	0	20	438	0	0	0	0	0	0	0	0	0	20	0														
11	Penalty Collected (Rs.)	1	0	0	0	0	0	0	0	0	0	0	0	0	0	0	0														
12	Total Amount Collected (Fee+Addl. Charges +Penalty) (Rs.)	1	10	930	160	788	0	10	0	0	260	40	70	0	60	60	260														
13	No. CAPIO's Appointed (A)	0	0	58	1	2	1	0	0	1	0	1	0	0	0	1	0														
14	No. CPIO's Appointed (B)	0	1	61	1	1	1	1	5	1	0	1	0	1	2	2	1														
15	No. FAA's Appointed (C)	0	1	21	1	2	0	1	1	1	0	1	0	1	5	0	1														
16	Total (A+B+C)	0	2	140	3	5	2	2	6	3	0	3	0	2	7	2	3														
17	*	**	Section 8(1)	a	0	0	0	0	0	0	0	0	0	0	0	0	0														
18				b	0	0	0	0	0	0	0	0	0	0	0	0	0	0													
19				c	0	0	0	0	0	0	0	0	0	0	0	0	0	0													
20				d	0	0	13	0	0	0	0	0	0	0	0	0	0	0													
21				e	0	0	2	0	0	0	0	0	0	0	0	0	0	0													
22				f	0	0	0	0	0	0	0	0	0	0	0	0	0	0													
23				g	0	0	0	0	0	0	0	0	0	0	0	0	0	0													
24				h	0	0	0	0	0	0	0	0	0	0	0	0	0	0													
25				i	0	0	0	0	0	0	0	0	0	0	0	0	0	0													
26				j	0	0	29	0	0	0	0	0	0	0	0	0	0	0													
27				Other Sections	9	0	0	0	0	0	0	0	0	0	0	0	0	0													
28				11	0	0	0	0	0	0	0	0	0	0	0	0	0	0													
29				24	0	0	0	0	0	0	0	0	0	0	0	0	0	0													
30	other	0	0	1	0	0	0	0	0	0	0	0	0	0	0																
Total (17 to 30)		0	0	45	0	0	0	0	0	0	0	0	0	0	0	0															

* No. of times various Provisions were invoked while Rejecting Requests

** Relevant Sections of RTI Act 2005

Note :- The above data has been compiled based on the Quarterly reports submitted by Public Authorities on AppComs Software which is completed after the end of the financial year. In case any public authority does not enter the data the same will not be reflected in our Software/Annual Report.

Sr. No	Ministry/Department/Organisation			Ministry Total	64							65			
					Ministry of Skill Development & Entrepreneurship	64.1	64.2	64.3	64.4	64.5	64.6	Ministry Total	65.1	65.2	
1	Opening Balance Of Requests Received Under RTI (As On 1st April)			191	30	108	153	1	0	60	352	34765	0		
2	No.Of Requests Received			3266	956	1616	55	12	0	486	3125	8079	1242		
3	Total No.Of Requests (Column 1+2)			3457	986	1724	208	13	0	546	3477	42844	1242		
4	No. Of Cases Transferred To Other PAs U/S 6(3)			625	516	164	11	0	0	2	693	144	35		
5	Total No.Of Appeals Received			275	62	237	22	0	1	71	393	4318	149		
6	Total No.Of Appeals Disposed			236	56	203	4	0	0	68	331	378	148		
7	Decisions Where Applications For Information Rejected			127 (4%)	26 (3%)	69 (4%)	0	0	0	0	95 (3%)	73 (1%)	47 (4%)		
8	Number Of Cases Where Disciplinary Action Taken Against Any Officer In Respect Of Administration Of RTI Act			1	0	0	0	0	0	0	0	0	0		
9	Fee(Application) Collected (Rs.)			9462	4930	1790	70	10	0	0	6800	8310	1572		
10	Addl.Charges Collected (Rs.)			3828	0	420	0	0	0	0	420	26593	140		
11	Penalty Collected (Rs.)			1	0	0	0	0	0	0	0	2000	0		
12	Total Amount Collected (Fee+Addl. Charges +Penalty) (Rs.)			13291	4930	2210	70	10	0	0	7220	36903	1712		
13	No. CAPIO's Appointed (A)			74	21	0	1	0	0	0	22	0	0		
14	No. CPIO's Appointed (B)			201	21	52	1	0	0	1	75	259	1		
15	No. FAA's Appointed (C)			72	12	38	0	0	0	1	51	156	1		
16	Total (A+B+C)			347	54	90	2	0	0	2	148	415	2		
17	*	**	Section 8(1)	a	0	0	0	0	0	0	0	0	0		
18				b	0	0	0	0	0	0	0	0	0	0	0
19				c	0	0	0	0	0	0	0	0	0	0	0
20				d	13	0	0	0	0	0	0	0	0	1	1
21				e	2	0	0	0	0	0	0	0	0	0	0
22				f	0	0	0	0	0	0	0	0	0	0	0
23				g	0	0	0	0	0	0	0	0	0	0	0
24				h	0	0	0	0	0	0	0	0	0	0	1
25				i	0	0	0	0	0	0	0	0	0	0	0
26				j	34	0	0	0	0	0	0	0	0	25	8
27				9	0	0	0	0	0	0	0	0	0	0	0
28				11	0	0	0	0	0	0	0	0	0	0	0
29				24	0	0	0	0	0	0	0	0	0	0	0
30	other	64	0	0	0	0	0	0	0	0	0	23	37		
Total (17 to 30)				113	0	0	0	0	0	0	0	49	47		

* No. of times various Provisions were invoked while Rejecting Requests

** Relevant Sections of RTI Act 2005

Note :- The above data has been compiled based on the Quarterly reports submitted by Public Authorities on AppComs Software which is completed after the end of the financial year. In case any public authority does not enter the data the same will not be reflected in our Software/Annual Report.

Sr. No	Ministry/Department/Organisation		65.3	65.4	65.5	65.6	65.7	65.8	65.9	65.10	65.11	65.12	65.13	65.14	65.15	65.16		
			Housing and Urban Development Corporation Ltd.	National Building Construction Corporation Limited	Principal Accounts Office (Technical & Coordination)	DDG(HQ), o/o sp.I.DG(ER)	Department of Publication	National Building Organization	Building Material and Technology Promotion Council	Central Govt. Employees Welfare Housing Organisation	Hindustan Prefab Ltd.	DDG (Works) Directorate General	Town and Country Planning Organisation	Land and Development Office	Directorate of Estates	National Capital Region Planning Board		
1	Opening Balance Of Requests Received Under RTI (As On 1st April)		41	28	0	2	20	0	0	22	2	2	3	48	104	3		
2	No.Of Requests Received		845	425	86	1259	228	51	97	66	26	1332	448	396	1000	60		
3	Total No.Of Requests (Column 1+2)		886	453	86	1261	248	51	97	88	28	1334	451	444	1104	63		
4	No. Of Cases Transferred To Other PAs U/S 6(3)		121	8	16	82	14	39	44	0	3	446	28	0	75	37		
5	Total No.Of Appeals Received		75	113	11	21	23	0	0	20	1	177	7	166	110	0		
6	Total No.Of Appeals Disposed		66	91	10	21	22	0	0	10	1	119	4	155	70	0		
7	Decisions Where Applications For Information Rejected		21 (2%)	2 (0%)	18 (21%)	6 (0%)	4 (2%)	0	0	0	0	14 (1%)	0	0	8 (1%)	0		
8	Number Of Cases Where Disciplinary Action Taken Against Any Officer In Respect Of Administration Of RTI Act		0	0	0	0	0	0	0	0	0	0	0	0	0	0		
9	Fee(Application) Collected (Rs.)		350	3290	280	70	810	80	0	543	150	6640	4140	0	1215	600		
10	Addl.Charges Collected (Rs.)		40	188	0	60	1590	0	0	0	0	5508	0	0	0	26		
11	Penalty Collected (Rs.)		0	0	0	5000	0	0	0	0	0	0	0	0	0	0		
12	Total Amount Collected (Fee+Addl. Charges +Penalty) (Rs.)		390	3478	280	5130	2400	80	0	543	150	12148	4140	0	1215	626		
13	No. CAPIO's Appointed (A)		21	1	0	14	0	0	1	0	0	0	0	0	1	0		
14	No. CPIO's Appointed (B)		1	1	18	30	2	1	1	0	1	117	1	0	14	4		
15	No. FAA's Appointed (C)		1	1	1	17	1	1	0	0	0	50	1	0	2	3		
16	Total (A+B+C)		23	3	19	61	3	2	2	0	1	167	2	0	17	7		
17	*	**	Section 8(1)	a	1	0	0	1	0	0	0	0	0	0	0	0		
18				b	0	0	0	0	0	0	0	0	0	0	0	0	0	0
19				c	0	0	0	0	0	0	0	0	0	0	0	0	0	0
20				d	12	37	0	0	0	0	0	0	0	0	0	0	0	0
21				e	7	51	0	0	0	0	0	0	0	0	0	0	0	0
22				f	0	0	0	0	0	0	0	0	0	0	0	0	0	0
23				g	0	0	0	0	0	0	0	0	0	0	0	0	0	0
24				h	2	12	0	0	0	0	0	0	0	0	0	0	0	0
25				i	0	0	0	0	0	0	0	0	0	0	0	0	0	0
26				j	5	42	0	0	0	0	0	0	0	0	0	0	0	0
27				Other Sections	9	0	0	0	0	0	0	0	0	0	0	0	0	0
28				11	0	7	0	0	0	0	0	0	0	0	0	0	0	0
29				24	0	0	0	0	0	0	0	0	0	0	0	0	0	0
30	other	4	7	0	0	0	0	0	0	0	0	14	0	0	0			
Total (17 to 30)			31	156	0	1	0	0	0	0	0	14	0	0	0	0		

* No. of times various Provisions were invoked while Rejecting Requests

** Relevant Sections of RTI Act 2005

Note :- The above data has been compiled based on the Quarterly reports submitted by Public Authorities on AppComs Software which is completed after the end of the financial year. In case any public authority does not enter the data the same will not be reflected in our Software/Annual Report.

Sr. No	Ministry/Department/Organisation										66	66.1	66.1.1	66.1.2	66.1.3								
	Directorate of Printing	65.17	Delhi Urban Art Commission	65.18	National Institute of Urban Affairs	65.19	Rajghat Samadhi Committee	65.20	National Co-operative Housing Federation of India	65.21						DDG(HQ), o/o spl.DG(SR)	65.22	Ministry of Housing and Urban Affairs	65.23	Government of India Stationery Office	65.24	Ministry Total	
1	Opening Balance Of Requests Received Under RTI (As On 1st April)										23	0	7	3	0	214	238	101	35626	1	8	190	
2	No.Of Requests Received										254	37	10	5	3	346	4822	40	21157	44	48	1392	
3	Total No.Of Requests (Column 1+2)										277	37	17	8	3	560	5060	141	56783	45	56	1582	
4	No. Of Cases Transferred To Other PAs U/S 6(3)										19	2	0	0	0	49	1071	0	2233	0	0	352	
5	Total No.Of Appeals Received										34	5	1	0	0	87	361	0	5679	2	0	105	
6	Total No.Of Appeals Disposed										34	5	1	0	0	0	341	0	1476	1	0	91	
7	Decisions Where Applications For Information Rejected										5 (2%)	0	0	0	0	4 (1%)	1 (0%)	0	203 (1%)	0	0	27 (2%)	
8	Number Of Cases Where Disciplinary Action Taken Against Any Officer In Respect Of Administration Of RTI Act										0	0	0	0	0	0	0	0	0	0	0	0	
9	Fee(Application) Collected (Rs.)										110	180	0	0	0	930	2700	0	31970	210	0	880	
10	Addl.Charges Collected (Rs.)										0	0	0	0	0	0	1622	0	35767	144	0	1256	
11	Penalty Collected (Rs.)										0	0	0	0	0	0	0	0	7000	0	0	0	
12	Total Amount Collected (Fee+Addl. Charges +Penalty) (Rs.)										110	180	0	0	0	930	4322	0	74737	354	0	2136	
13	No. CAPIO's Appointed (A)										0	0	0	0	1	0	1	0	40	3	0	0	
14	No. CPIO's Appointed (B)										16	1	1	0	1	52	70	1	593	1	0	21	
15	No. FAA's Appointed (C)										7	0	1	0	1	21	20	1	286	1	0	1	
16	Total (A+B+C)										23	1	2	0	3	73	91	2	919	5	0	22	
17	*	**	Section 8(1)	a	0	0	0	0	0	0	0	0	0	0	0	0	0	2	0	0	0		
18				b	0	0	0	0	0	0	0	0	0	0	0	0	0	0	0	0	0	0	0
19				c	0	0	0	0	0	0	0	0	0	0	0	0	0	0	0	0	0	0	0
20				d	0	0	0	0	0	0	0	0	0	0	0	0	0	0	0	51	0	0	0
21				e	0	0	0	0	0	0	0	0	0	0	0	0	0	0	0	58	0	0	0
22				f	0	0	0	0	0	0	0	0	0	0	0	0	0	0	0	0	0	0	0
23				g	0	0	0	0	0	0	0	0	0	0	0	0	0	0	0	0	0	0	1
24				h	0	0	0	0	0	0	0	0	0	0	0	0	0	0	0	15	0	0	0
25				i	0	0	0	0	0	0	0	0	0	0	0	0	0	0	0	0	0	0	0
26				j	0	0	0	0	0	0	0	0	0	0	0	0	0	0	0	80	0	0	3
27				9	0	0	0	0	0	0	0	0	0	0	0	0	0	0	0	0	0	0	0
28				11	0	0	0	0	0	0	0	0	0	0	0	0	0	0	0	7	0	0	0
29				24	0	0	0	0	0	0	0	0	0	0	0	0	0	0	0	0	0	0	0
30	other	0	0	0	0	0	0	0	0	0	0	0	0	0	0	0	85	3	0	23			
Total (17 to 30)				0	0	0	0	0	0	0	0	0	0	0	0	0	298	3	0	27			

* No. of times various Provisions were invoked while Rejecting Requests

** Relevant Sections of RTI Act 2005

Note :- The above data has been compiled based on the Quarterly reports submitted by Public Authorities on AppComs Software which is completed after the end of the financial year. In case any public authority does not enter the data the same will not be reflected in our Software/Annual Report.

Sr. No	Ministry/Department/Organisation	66.1.4	66.1.5	66.1.6	66.1.7	66.1.8	66.1.9	66.1.10	66.1.11	66.1.12	Department Total	Ministry Total				
		Society for Applied Microwave Electronics Engineering and Research (SAMEER)	Software Technology Parks of India (STPI)	Standardization, Testing and Quality Certification (STQC)	National Informatics Centre	Centre for Development of Advanced Computing (CDAC)	Deptt of Information Technology	Unique Identification Authority of India(UIDA)	National Internet Exchange of India	National Informatic Centre Services Incorporator(NICS)						
1	Opening Balance Of Requests Received Under RTI (As On 1st April)	5	20	40	20	0	27	93	0	5	409	409				
2	No.Of Requests Received	53	123	207	916	1317	1851	2357	54	63	8425	8425				
3	Total No.Of Requests (Column 1+2)	58	143	247	936	1317	1878	2450	54	68	8834	8834				
4	No. Of Cases Transferred To Other PAs U/S 6(3)	0	7	11	171	0	515	98	10	7	1171	1171				
5	Total No.Of Appeals Received	11	10	12	137	40	137	289	3	9	755	755				
6	Total No.Of Appeals Disposed	1	9	9	0	40	127	199	3	9	489	489				
7	Decisions Where Applications For Information Rejected	3 (6%)	5 (4%)	3 (1%)	7 (1%)	0	15 (1%)	327 (14%)	0	8 (13%)	395 (5%)	395 (5%)				
8	Number Of Cases Where Disciplinary Action Taken Against Any Officer In Respect Of Administration Of RTI Act	0	0	0	0	0	0	0	0	0	0	0				
9	Fee(Application) Collected (Rs.)	270	910	530	60	12580	630	10880	180	470	27600	27600				
10	Addl.Charges Collected (Rs.)	0	2	0	0	0	176	0	0	0	1578	1578				
11	Penalty Collected (Rs.)	0	0	0	0	0	0	0	0	0	0	0				
12	Total Amount Collected (Fee+Addl. Charges +Penalty) (Rs.)	270	912	530	60	12580	806	10880	180	470	29178	29178				
13	No. CAPIO's Appointed (A)	1	9	0	585	0	34	0	0	0	632	632				
14	No. CPIO's Appointed (B)	2	1	19	1	0	34	22	0	1	102	102				
15	No. FAA's Appointed (C)	1	1	1	1	0	21	8	0	1	36	36				
16	Total (A+B+C)	4	11	20	587	0	89	30	0	2	770	770				
17	*	**	Section 8(1)	a	0	0	0	0	0	2	0	0	2	2		
18				b	0	0	0	0	0	0	0	0	0	0	0	0
19				c	0	0	0	0	0	0	0	0	0	0	0	0
20				d	0	0	0	0	7	0	1	0	0	8	8	8
21				e	0	0	0	0	0	0	0	0	0	0	0	0
22				f	0	1	0	0	0	0	0	0	0	1	1	1
23				g	0	0	0	0	0	0	0	0	0	1	1	1
24				h	0	0	0	0	0	0	1	0	0	1	1	1
25				i	0	0	0	0	0	0	0	0	0	0	0	0
26				j	3	3	0	7	47	0	297	0	8	368	368	368
27				Other Sections	9	0	0	0	0	0	1	0	0	1	1	1
28				11	0	0	0	0	0	0	26	0	0	26	26	26
29				24	0	0	0	0	0	0	0	0	0	0	0	0
30	other	0	1	0	0	0	0	82	0	0	109	109	109			
Total (17 to 30)		3	5	0	7	54	0	410	0	8	517	517				

Ministry of Ayush

67

* No. of times various Provisions were invoked while Rejecting Requests

** Relevant Sections of RTI Act 2005

Note :- The above data has been compiled based on the Quarterly reports submitted by Public Authorities on AppComs Software which is completed after the end of the financial year. In case any public authority does not enter the data the same will not be reflected in our Software/Annual Report.

Sr. No	Ministry/Department/Organisation			Department of AYUSH															
				67.1	67.1.1	67.1.2	67.1.3	67.1.4	67.1.5	67.1.6	67.1.7	67.1.8	67.1.9	67.1.10	67.1.11	67.1.12	67.1.13	67.1.14	
				Central Council for Homeopathy	Central Council for Research in Homeopathy	Central Council for Resrch in Unani Medicine	Central Council of Indian Medicine	National Institute of Ayurveda	National Institute of Homeopathy	National Institute of Naturoopathy	National Institute of Unani Medicine	Rashtriya Ayurveda Vidyaapeeth	Central Council for Research in Yoga & Naturoopathy	Indian Medicines Pharmaceutical Corporation Ltd.	Morarij Desai Institute of Yoga.	Department of AYUSH	National Medicinal Plants Board		
1	Opening Balance Of Requests Received Under RTI (As On 1st April)			29	336	6	476	162	143	87	73	0	859	0	223	3580	0		
2	No.Of Requests Received			392	37	118	1551	81	16	6	117	40	319	31	61	2035	55		
3	Total No.Of Requests (Column 1+2)			421	373	124	2027	243	159	93	190	40	1178	31	284	5615	55		
4	No. Of Cases Transferred To Other PAs U/S 6(3)			7	0	0	0	0	0	0	0	0	0	10	0	1096	0		
5	Total No.Of Appeals Received			31	21	13	108	30	39	0	3	0	40	2	0	396	6		
6	Total No.Of Appeals Disposed			31	0	12	60	30	2	0	3	0	12	2	0	0	6		
7	Decisions Where Applications For Information Rejected			0	0	0	136 (9%)	0	0	0	0	0	0	3 (10%)	0	0	0		
8	Number Of Cases Where Disciplinary Action Taken Against Any Officer In Respect Of Administration Of RTI Act			0	0	0	0	0	0	0	0	0	0	0	0	0	0		
9	Fee(Application) Collected (Rs.)			1134	20	160	1670	0	90	0	120	0	380	30	90	12890	0		
10	Addl.Charges Collected (Rs.)			3178	0	80	25154	0	0	0	90	0	0	0	0	138	0		
11	Penalty Collected (Rs.)			0	0	0	0	0	0	0	0	0	0	0	0	0	0		
12	Total Amount Collected (Fee+Addl. Charges +Penalty) (Rs.)			4312	20	240	26824	0	90	0	210	0	380	30	90	13028	0		
13	No. CAPIO's Appointed (A)			0	0	0	1	0	1	1	0	0	1	0	8	0	0		
14	No. CPIO's Appointed (B)			2	2	1	1	0	1	1	0	1	1	1	1	12	4		
15	No. FAA's Appointed (C)			1	2	1	1	0	1	1	0	1	1	1	1	12	1		
16	Total (A+B+C)			3	4	2	3	0	3	3	0	2	3	2	10	24	5		
17	*	**	Section 8(1)	a	0	0	0	0	0	0	0	0	0	0	0	0	0		
18				b	0	0	0	0	0	0	0	0	0	0	0	0	0	0	0
19				c	0	0	0	0	0	0	0	0	0	0	0	0	0	0	0
20				d	0	0	0	0	0	0	0	0	0	0	0	0	0	0	0
21				e	0	0	0	0	0	0	0	0	0	0	0	0	0	0	0
22				f	0	0	0	0	0	0	0	0	0	0	0	0	0	0	0
23				g	0	0	0	0	0	0	0	0	0	0	0	0	0	0	0
24				h	0	0	0	0	0	0	0	0	0	0	0	0	0	0	0
25				i	0	0	0	0	0	0	0	0	0	0	0	0	0	0	0
26				j	0	0	0	0	0	0	0	0	0	0	0	1	0	0	0
27				9	0	0	0	0	0	0	0	0	0	0	0	0	0	0	0
28				11	0	0	0	0	0	0	0	0	0	0	0	0	0	0	0
29				24	0	0	0	0	0	0	0	0	0	0	0	0	0	0	0
30	other	0	0	0	0	0	0	0	0	0	0	0	2	0	0	0			
Total (17 to 30)				0	0	0	0	0	0	0	0	0	0	3	0	0	0		

* No. of times various Provisions were invoked while Rejecting Requests

** Relevant Sections of RTI Act 2005

Note :- The above data has been compiled based on the Quarterly reports submitted by Public Authorities on AppComs Software which is completed after the end of the financial year. In case any public authority does not enter the data the same will not be reflected in our Software/Annual Report.

Sr. No	Ministry/Department/Organisation	67.1.15						Department Total	Ministry Total	68		
		67.1.15	67.1.16	67.1.17	67.1.18	67.1.19	67.1.20					
1	Opening Balance Of Requests Received Under RTI (As On 1st April)	0	0	2	68	3	5	6052	6052	68.1		
2	No.Of Requests Received	2	396	54	84	132	133	5660	5660	68.1.1		
3	Total No.Of Requests (Column 1+2)	2	396	56	152	135	138	11712	11712	68.1.1		
4	No. Of Cases Transferred To Other PAs U/S 6(3)	0	50	2	1	1	0	1167	1167	Department Total		
5	Total No.Of Appeals Received	0	51	2	0	7	7	756	756			
6	Total No.Of Appeals Disposed	0	51	2	0	6	6	223	223			
7	Decisions Where Applications For Information Rejected	0	0	0	0	0	0	139 (2%)	139 (2%)			
8	Number Of Cases Where Disciplinary Action Taken Against Any Officer In Respect Of Administration Of RTI Act	0	0	0	0	0	0	0	0			
9	Fee(Application) Collected (Rs.)	114	280	30	130	180	450	17768	17768			
10	Addl.Charges Collected (Rs.)	0	80	0	30	14	0	28764	28764			
11	Penalty Collected (Rs.)	0	0	0	0	0	0	0	0			
12	Total Amount Collected (Fee+Addl. Charges +Penalty) (Rs.)	114	360	30	160	194	450	46532	46532			
13	No. CAPIO's Appointed (A)	0	0	0	0	0	0	12	12			
14	No. CPIO's Appointed (B)	1	4	1	1	1	1	36	36			
15	No. FAA's Appointed (C)	0	1	1	0	1	0	27	27			
16	Total (A+B+C)	1	5	2	1	2	0	75	75			
17	*	**	Section 8(1)	a	0	0	0	0	0	0	0	
18				b	0	0	0	0	0	0	0	0
19				c	0	0	0	0	0	0	0	0
20				d	0	0	0	0	0	0	0	0
21				e	0	0	0	0	0	0	0	0
22				f	0	0	0	0	0	0	0	0
23				g	0	0	0	0	0	0	0	0
24				h	0	0	0	0	0	0	0	0
25				i	0	0	0	0	0	0	0	0
26				j	0	0	0	0	0	0	1	1
27				9	0	0	0	0	0	0	0	0
28				11	0	0	0	0	0	0	0	0
29				24	0	0	0	0	0	0	0	0
30	other	0	0	0	0	0	0	2	2			
Total (17 to 30)		0	0	0	0	0	0	3	3			

Ministry of Jal Shakti

Department of Drinking Water and Sanitation

Department of Water Resources and Ganga Rejuvenation

* No. of times various Provisions were invoked while Rejecting Requests

** Relevant Sections of RTI Act 2005

Note :- The above data has been compiled based on the Quarterly reports submitted by Public Authorities on AppComs Software which is completed after the end of the financial year. In case any public authority does not enter the data the same will not be reflected in our Software/Annual Report.

Sr. No	Ministry/Department/Organisation	68.2.1	68.2.2	68.2.3	68.2.4	68.2.5	68.2.6	68.2.7	68.2.8	68.2.9	68.2.10	68.2.11	68.2.12	68.2.13	68.2.14	
		Department of Water Resources and Ganga Rejuvenation	Pay & Accounts Office	Central Ground Water Board	Bansagar Control Board	Betwa River Board	Brahmaputra Board	Central Soil & Materials Research Station	Central Water and Power Research Station	Central Water Commission	Farakka Barrage Project	Ganga Flood Control Commission	Narmada Control Authority	National Institute of Hydrology	National Projects Construction Corporation Limited	
1	Opening Balance Of Requests Received Under RTI (As On 1st April)	25	0	185	7	328	0	0	25	7	7	0	0	50	45	
2	No.Of Requests Received	808	27	415	18	1046	7	32	133	1027	85	43	59	44	176	
3	Total No.Of Requests (Column 1+2)	833	27	600	25	1374	7	32	158	1034	92	43	59	94	221	
4	No. Of Cases Transferred To Other PAs U/S 6(3)	154	0	11	0	0	1	0	4	95	0	0	15	0	24	
5	Total No.Of Appeals Received	31	4	69	0	0	1	0	9	32	5	0	6	0	20	
6	Total No.Of Appeals Disposed	29	4	54	0	0	1	0	4	32	2	0	6	0	20	
7	Decisions Where Applications For Information Rejected	6 (1%)	0	15 (4%)	0	0	0	0	0	0	0	6 (14%)	3 (5%)	0	7 (4%)	
8	Number Of Cases Where Disciplinary Action Taken Against Any Officer In Respect Of Administration Of RTI Act	0	0	0	0	0	0	0	0	0	0	0	0	0	0	
9	Fee(Application) Collected (Rs.)	630	100	2890	0	0	20	0	100	160	250	0	360	140	310	
10	Addl.Charges Collected (Rs.)	2722	10	2986	0	0	0	0	576	180	0	0	210	630	0	
11	Penalty Collected (Rs.)	0	0	0	0	0	0	0	0	0	0	0	0	0	0	
12	Total Amount Collected (Fee+Addl. Charges +Penalty) (Rs.)	3352	110	5876	0	0	20	0	676	340	250	0	570	770	310	
13	No. CAPIO's Appointed (A)	0	0	0	0	0	0	1	0	0	0	0	1	7	0	
14	No. CPIO's Appointed (B)	33	6	68	1	0	0	1	1	60	21	1	1	1	1	
15	No. FAA's Appointed (C)	27	1	20	0	0	0	1	1	61	5	0	1	1	1	
16	Total (A+B+C)	60	7	88	1	0	0	3	2	121	26	1	3	9	2	
17	*	**	Section 8(1)	a	0	0	0	0	0	0	0	0	0	0	0	
18				b	0	0	0	0	0	0	0	0	0	0	0	0
19				c	0	0	0	0	0	0	0	0	0	0	0	0
20				d	0	0	0	0	0	0	0	0	0	0	0	0
21				e	0	0	0	0	0	0	0	0	0	0	0	0
22				f	0	0	0	0	0	0	0	0	0	0	0	0
23				g	0	0	0	0	0	0	0	0	0	0	0	0
24				h	0	0	1	0	0	0	0	0	0	0	0	0
25				i	0	0	0	0	0	0	0	0	0	0	0	0
26				j	0	0	0	0	0	0	0	0	0	0	1	0
27				9	0	0	0	0	0	0	0	0	0	0	0	0
28				11	0	0	0	0	0	0	0	0	0	0	0	0
29				24	0	0	0	0	0	0	0	0	0	0	0	0
30				other	4	0	14	0	0	0	0	0	0	6	2	0
Total (17 to 30)		4	0	15	0	0	0	0	0	0	6	3	0	0		

* No. of times various Provisions were invoked while Rejecting Requests

** Relevant Sections of RTI Act 2005

Note :- The above data has been compiled based on the Quarterly reports submitted by Public Authorities on AppComs Software which is completed after the end of the financial year. In case any public authority does not enter the data the same will not be reflected in our Software/Annual Report.

Sr. No	Ministry/Department/Organisation	68.2.15	68.2.16	68.2.17	68.2.18	68.2.19	68.2.20	68.2.21	Department Total	Ministry Total	69	69.1	69.2		
		National Water Development Agency	Tungbhadra Board	Upper Yamuna River Board	WAPCOS Limited	Krishna River Management Board	National Water Informatics Centre (NWIC)	Polavaram Project Authority							
1	Opening Balance Of Requests Received Under RTI (As On 1st April)	57	1	22	2	0	0	0	761	1713		1	0		
2	No.Of Requests Received	92	111	41	175	23	21	148	4531	6404		1073	141		
3	Total No.Of Requests (Column 1+2)	149	112	63	177	23	21	148	5292	8117		1074	141		
4	No. Of Cases Transferred To Other PAs U/S 6(3)	1	36	6	0	1	1	0	349	652		520	15		
5	Total No.Of Appeals Received	5	39	2	50	0	0	8	281	696		107	1		
6	Total No.Of Appeals Disposed	3	29	2	49	0	0	8	243	609		51	0		
7	Decisions Where Applications For Information Rejected	0	0	0	7 (4%)	0	0	0	44 (1%)	44 (1%)		7 (1%)	0		
8	Number Of Cases Where Disciplinary Action Taken Against Any Officer In Respect Of Administration Of RTI Act	0	0	0	0	0	0	0	0	0		0	0		
9	Fee(Application) Collected (Rs.)	0	890	30	1170	0	120	0	7170	7170		2660	718		
10	Addl.Charges Collected (Rs.)	0	52	0	210	0	0	772	8348	8348		1990	210		
11	Penalty Collected (Rs.)	0	0	0	0	0	0	0	0	0		0	0		
12	Total Amount Collected (Fee+Addl. Charges +Penalty) (Rs.)	0	942	30	1380	0	120	772	15518	15518		4650	928		
13	No. CAPIO's Appointed (A)	0	0	1	1	0	0	0	11	11		32	58		
14	No. CPIO's Appointed (B)	0	1	1	1	0	2	1	201	201		72	27		
15	No. FAA's Appointed (C)	0	1	1	1	0	0	0	122	122		7	12		
16	Total (A+B+C)	0	2	3	3	0	2	1	334	334		111	97		
17	*	**	Section 8(1)	a	0	0	0	0	0	0	0	0	0		
18				b	0	0	0	0	0	0	0	0	0	0	0
19				c	0	0	0	0	0	0	0	0	0	0	0
20				d	0	0	0	6	0	0	0	6	6	0	0
21				e	0	0	0	0	0	0	0	0	0	0	0
22				f	0	0	0	0	0	0	0	0	0	0	0
23				g	0	0	0	0	0	0	0	0	0	0	0
24				h	0	0	0	0	0	0	0	1	1	0	0
25				i	0	0	0	0	0	0	0	0	0	0	0
26				j	0	0	0	0	0	0	0	1	1	0	0
27				9	0	0	0	0	0	0	0	0	0	0	0
28				11	0	0	0	0	0	0	0	0	0	0	0
29				24	0	0	0	0	0	0	0	0	0	0	0
30	other	0	0	0	23	0	0	0	49	49	0	0			
Total (17 to 30)		0	0	0	29	0	0	0	57	57		0	0		

UT of Jammu and Kashmir

* No. of times various Provisions were invoked while Rejecting Requests

** Relevant Sections of RTI Act 2005

Note :- The above data has been compiled based on the Quarterly reports submitted by Public Authorities on AppComs Software which is completed after the end of the financial year. In case any public authority does not enter the data the same will not be reflected in our Software/Annual Report.

Sr. No	Ministry/Department/Organisation	69.3	69.4	69.5	69.6	69.7	Ministry Total	Grand Total				
		Industries & Commerce Department UT of J & K	Social Welfare Department UT of J & K	Animal and Sheep Husbandry Department UT of J & K	Law Department UT of J & K	Civil Aviation Department UT of J & K						
1	Opening Balance Of Requests Received Under RTI (As On 1st April)	1	0	7	0	3	12	348410				
2	No.Of Requests Received	49	94	167	68	11	1603	1333802				
3	Total No.Of Requests (Column 1+2)	50	94	174	68	14	1615	1682212				
4	No. Of Cases Transferred To Other PAs U/S 6(3)	44	18	13	11	0	621	195403				
5	Total No.Of Appeals Received	2	0	1	0	0	111	150036				
6	Total No.Of Appeals Disposed	1	0	1	0	0	53	92982				
7	Decisions Where Applications For Information Rejected	1 (2%)	0	7 (4%)	4 (6%)	0	19 (1%)	51390 (3.85%)				
8	Number Of Cases Where Disciplinary Action Taken Against Any Officer In Respect Of Administration Of RTI Act	0	0	0	0	0	0	16				
9	Fee(Application) Collected (Rs.)	290	0	1500	550	0	5718	4553009				
10	Addl.Charges Collected (Rs.)	0	0	800	0	0	3000	2134414				
11	Penalty Collected (Rs.)	0	0	0	0	0	0	609237				
12	Total Amount Collected (Fee+Addl. Charges +Penalty) (Rs.)	290	0	2300	550	0	8718	7296660				
13	No. CAPIO's Appointed (A)	8	0	50	0	1	149	66278				
14	No. CPIO's Appointed (B)	1	10	79	0	1	190	23012				
15	No. FAA's Appointed (C)	1	0	9	0	1	30	9660				
16	Total (A+B+C)	10	10	138	0	3	369	98950				
17	*	**	Section 8(1)	a	0	0	0	0	0	1024		
18				b	0	0	0	0	0	0	73	
19				c	0	0	0	0	0	0	44	
20				d	0	0	0	0	0	0	4269	
21				e	0	0	0	0	0	0	4033	
22				f	0	0	0	0	0	0	303	
23				g	0	0	0	0	0	0	614	
24				h	0	0	0	0	0	0	2140	
25				i	0	0	0	0	0	0	381	
26				j	0	0	0	0	0	0	12486	
27				Other Sections	9	0	0	0	0	0	0	229
28					11	0	0	0	0	0	0	534
29					24	0	0	0	0	0	0	10121
30	other	6	0		0	0	0	6	17286			
Total (17 to 30)		6	0	0	0	0	6	53537				

* No. of times various Provisions were invoked while Rejecting Requests

** Relevant Sections of RTI Act 2005

Note :- The above data has been compiled based on the Quarterly reports submitted by Public Authorities on AppComs Software which is completed after the end of the financial year. In case any public authority does not enter the data the same will not be reflected in our Software/Annual Report.

Annexure - 2

Status Report on the Submission of RTI Annual Return

Year : 2020-21

Sr. No	Ministry/ Independent Department	Total No. of PAs	No. of PAs who Filed Annual Return	Percentage Compliance
1	UT of Jammu and Kashmir	40	7	17.50%
2	UT of Andaman & Nicobar	2	1	50.00%
3	Ministry of Youth Affairs & Sports	6	5	83.33%
4	Ministry of Housing & Urban Affairs	28	24	85.71%
5	Ministry of Women & Child Development	7	6	85.71%
6	Department of Revenue	74	67	90.54%
7	Ministry of Civil Aviation	11	10	90.91%
8	Ministry of External Affairs	187	172	91.98%
9	Ministry of Corporate Affairs	64	59	92.19%
10	Deptt of Information Technology	13	12	92.31%
11	Department of Pharmaceuticals	14	13	92.86%
12	Ministry of Railways	30	28	93.33%
13	Department of Food & Public Distribution	18	17	94.44%
14	UT of Puducherry	46	44	95.65%
15	Ministry of Petroleum & Natural Gas	24	23	95.83%
16	Department of Animal Husbandry, Dairying and Fisheries	50	48	96.00%
17	Ministry of Social Justice & Empowerment	25	24	96.00%
18	Department of Commerce	32	31	96.88%
19	Ministry of Environment & Forests	33	32	96.97%
20	Ministry of Labour & Employment	34	33	97.06%
21	Department of Health & Family Welfare	105	102	97.14%
22	Ministry of Micro, Small and Medium Enterprises	60	59	98.33%
23	UT of Chandigarh	67	66	98.51%
24	UT of Delhi	203	200	98.52%
25	Department of Financial Services	94	93	98.94%
26	Department of Higher Education	192	190	98.96%
27	Election Commission of India	1	1	100%
28	Cabinet Secretariat	1	1	100%
29	Department of Home	31	31	100%
30	Department of Agriculture & Cooperation	37	37	100%
31	Department of Agricultural Research & Education	114	114	100%
32	Ministry of Food Processing Industries	1	1	100%
33	Department of Chemicals & Petrochemicals	7	7	100%
34	Ministry of Coal	13	13	100%
35	Ministry of Minority Affairs	7	7	100%
36	Ministry of Mines	8	8	100%
37	Department of Atomic Energy	34	34	100%
38	Department of Industrial Policy & Promotion	13	13	100%
39	Department of Telecommunications	9	9	100%
40	Department of Posts	1	1	100%
41	Department of Consumer Affairs	10	10	100%
42	Department of Defence	28	28	100%

43	Department of Defence Production	14	14	100%
44	Department of Defence Research & Development	5	5	100%
45	Ministry of Development of North Eastern Region	5	5	100%
46	Department of Economic Affairs	13	13	100%
47	Department of Expenditure	3	3	100%
48	Department of AYUSH	20	20	100%
49	Ministry of Panchayati Raj	1	1	100%
50	Department of Heavy Industries	22	22	100%
51	Department of School Education and Literacy	10	10	100%
52	Ministry of Information & Broadcasting	23	23	100%
53	Department of Legal Affairs	31	31	100%
54	Department of Justice	10	10	100%
55	Ministry of New & Renewable Energy	6	6	100%
56	Ministry of Earth Sciences	10	10	100%
57	Prime Minister's Office	1	1	100%
58	Ministry of Parliamentary Affairs	1	1	100%
59	Department of Personnel & Training	10	10	100%
60	NITI Aayog	1	1	100%
61	Ministry of Power	19	19	100%
62	Department of Rural Development	2	2	100%
63	Department of Drinking Water and Sanitation	1	1	100%
64	Department of Science & Technology	30	30	100%
65	Department of Scientific & Industrial Research	46	46	100%
66	Department of Bio-Technology	16	16	100%
67	Department of Space	19	19	100%
68	Ministry of Statistics & Programme Implementation	1	1	100%
69	Ministry of Steel	14	14	100%
70	Department of Shipping	19	19	100%
71	Ministry of Textiles	19	19	100%
72	Ministry of Tourism	25	25	100%
73	Ministry of Culture	36	36	100%
74	Ministry of Tribal Affairs	4	4	100%
75	Ministry of Road Transport & Highways	5	5	100%
76	Department of Water Resources and Ganga Rejuvenation	21	21	100%
77	Department of Fertilisers	11	11	100%
78	President Secretariat	1	1	100%
79	Comptroller & Auditor General	1	1	100%
80	UT of Dadar & Nagar Haveli	1	1	100%
81	UT of Daman & Diu	1	1	100%
82	UT of Lakshadweep	1	1	100%
83	Vice-President Secretariat	1	1	100%
84	Supreme Court of India	1	1	100%
85	High Court Of Delhi	2	2	100%
86	Ministry of Skill Development & Entrepreneurship	6	6	100%
87	Department of Health Research	3	3	100%
88	Department of Land Resources	1	1	100%
89	Department of Investment and Public Asset Management	3	3	100%
90	Department of Public Enterprises	1	1	100%
91	Department of Administrative Reforms & PG	1	1	100%
92	Department of Ex-Servicemen Welfare	1	1	100%
93	Legislative department	1	1	100%
94	Department of Pensions & Pensioners Welfare	1	1	100%
	Grand Total	2275	2182	95.91%

Annexure - 3

Ministry-wise List of Public Authorities who have submitted Annual Return

Year : 2020-21

Sr. No	Ministry/ Independent Department	Name Of Department	PAs who have submitted AR
1	Cabinet Secretariat	N/A	Cabinet Secretariat
2	Comptroller & Auditor General	N/A	Comptroller & Auditor General
3	Department of Atomic Energy	N/A	Atomic Energy Education Society
4	Department of Atomic Energy	N/A	Atomic Energy Regulatory Board
5	Department of Atomic Energy	N/A	Atomic Minerals Directorate for Exploration and Research
6	Department of Atomic Energy	N/A	BARC Facilities, Kalpakkam
7	Department of Atomic Energy	N/A	Bhabha Atomic Resarch Centre (Mumbai)
8	Department of Atomic Energy	N/A	Bharatiya Nabhikiya Vidhyut Nigam Ltd. (BHAVINI)
9	Department of Atomic Energy	N/A	Board of Radiation and Isotope Technology
10	Department of Atomic Energy	N/A	Department of Atomic Energy
11	Department of Atomic Energy	N/A	Directorate of Construction, Services & Estate Management
12	Department of Atomic Energy	N/A	Directorate of Purchase and Stores
13	Department of Atomic Energy	N/A	Electronics Corporation of India Ltd.
14	Department of Atomic Energy	N/A	General Services Organisation, Kalpakkam
15	Department of Atomic Energy	N/A	Harish Chandra Research Institute
16	Department of Atomic Energy	N/A	Heavy Water Board (CO), HWP (Thal) and HWP (Hazira)
17	Department of Atomic Energy	N/A	Heavy Water Plant (Kota)
18	Department of Atomic Energy	N/A	Heavy Water Plant (Manuguru)
19	Department of Atomic Energy	N/A	Heavy Water Plant (Talcher)
20	Department of Atomic Energy	N/A	Heavy Water Plant (Tuticorin)
21	Department of Atomic Energy	N/A	Heavy Water Plant (Baroda)
22	Department of Atomic Energy	N/A	Indian Rare Earth Ltd.
23	Department of Atomic Energy	N/A	Indira Gandhi Centre for Atomic Research
24	Department of Atomic Energy	N/A	Institute for Plasma Research
25	Department of Atomic Energy	N/A	Institute of Mathematical Sciences,
26	Department of Atomic Energy	N/A	Institute of Physics (IOP)
27	Department of Atomic Energy	N/A	Nuclear Fuel Complex
28	Department of Atomic Energy	N/A	Nuclear Power Corporation of India
29	Department of Atomic Energy	N/A	Nuclear Recycle Board (Tarapur)
30	Department of Atomic Energy	N/A	Raja Ramanna Centre for Advanced Technology
31	Department of Atomic Energy	N/A	Rare Materials Project (Mysore)
32	Department of Atomic Energy	N/A	Saha Institute of Nuclear Physics
33	Department of Atomic Energy	N/A	Tata Institute of Fundamental Research
34	Department of Atomic Energy	N/A	Tata Memorial Centre
35	Department of Atomic Energy	N/A	Uranium Corporation of India Ltd.
36	Department of Atomic Energy	N/A	Variable Energy Cyclotron Centre
37	Department of Space	N/A	Advanced Data Processing Research Institute (ADRIN), Secunderabad
38	Department of Space	N/A	Antrix Corporation Limited (ACL), Bengaluru
39	Department of Space	N/A	Department of Space

40	Department of Space	N/A	Indian Institute of Remote Sensing, Dehradun
41	Department of Space	N/A	Indian Institute of Space Science and Technology (IIST), Thiruvananthapuram
42	Department of Space	N/A	ISRO Headquarters, Bengaluru
43	Department of Space	N/A	ISRO Propulsion Complex, Mahendragiri
44	Department of Space	N/A	ISRO Telemetry, Tracking and Command Network (ISTRAC), Bengaluru
45	Department of Space	N/A	Liquid Propulsion Systems Centre, Valiamala & Bengaluru
46	Department of Space	N/A	Master Control Facility, Hassan
47	Department of Space	N/A	National Atmospheric Research Laboratory (NARL), Gadanki
48	Department of Space	N/A	National Remote Sensing Centre, Hyderabad
49	Department of Space	N/A	North Eastern-Space Applications Centre (NE-SAC), Shillong
50	Department of Space	N/A	Physical Research Laboratory (PRL), Ahmedabad
51	Department of Space	N/A	Satish Dhawan Space Centre -SHAR, Sriharikota
52	Department of Space	N/A	Semi-Conductor Laboratory (SCL), Chandigarh
53	Department of Space	N/A	Space Applications Centre, Ahmedabad
54	Department of Space	N/A	U.R. Rao Satellite Centre, Bengaluru
55	Department of Space	N/A	Vikram Sarabhai Space Centre, Thiruvananthapuram
56	Election Commission of India	N/A	Election Commission of India
57	High Court Of Delhi	N/A	Delhi Judicial Academy
58	High Court Of Delhi	N/A	High Court Of Delhi
59	Ministry of Agriculture	Department of Agricultural Research & Education	Agricultural Scientists Recruitment Board
60	Ministry of Agriculture	Department of Agricultural Research & Education	Agrinnovate India Limited
61	Ministry of Agriculture	Department of Agricultural Research & Education	Central Agricultural University, Imphal
62	Ministry of Agriculture	Department of Agricultural Research & Education	Central Agroforestry Research Institute (ICAR)
63	Ministry of Agriculture	Department of Agricultural Research & Education	Central Arid Zone Research Institute (ICAR)
64	Ministry of Agriculture	Department of Agricultural Research & Education	Central Avian Research Institute (ICAR)
65	Ministry of Agriculture	Department of Agricultural Research & Education	Central Inland Fisheries Research Institute (ICAR)
66	Ministry of Agriculture	Department of Agricultural Research & Education	Central Institute for Arid Horticulture (ICAR)
67	Ministry of Agriculture	Department of Agricultural Research & Education	Central Institute for Cotton Research (ICAR)

68	Ministry of Agriculture	Department of Agricultural Research & Education	Central Institute for Research on Buffaloes (ICAR)
69	Ministry of Agriculture	Department of Agricultural Research & Education	Central Institute for Research on Cotton Technology (ICAR)
70	Ministry of Agriculture	Department of Agricultural Research & Education	Central Institute for Research on Goats (ICAR)
71	Ministry of Agriculture	Department of Agricultural Research & Education	Central Institute for Subtropical Horticulture (ICAR)
72	Ministry of Agriculture	Department of Agricultural Research & Education	Central Institute of Agricultural Engineering (ICAR)
73	Ministry of Agriculture	Department of Agricultural Research & Education	Central Institute of Brackishwater Aquaculture (ICAR)
74	Ministry of Agriculture	Department of Agricultural Research & Education	Central Institute of Fisheries Education (ICAR)
75	Ministry of Agriculture	Department of Agricultural Research & Education	Central Institute of Fisheries Technology (ICAR)
76	Ministry of Agriculture	Department of Agricultural Research & Education	Central Institute of Freshwater Aquaculture (ICAR)
77	Ministry of Agriculture	Department of Agricultural Research & Education	Central Institute of Post Harvest Engineering and Technology (ICAR)
78	Ministry of Agriculture	Department of Agricultural Research & Education	Central Institute of Temperate Horticulture (ICAR)
79	Ministry of Agriculture	Department of Agricultural Research & Education	Central Marine Fisheries Research Institute (ICAR)
80	Ministry of Agriculture	Department of Agricultural Research & Education	Central Plantation Crops Research Institute (ICAR)
81	Ministry of Agriculture	Department of Agricultural Research & Education	Central Potato Research Institute (ICAR)
82	Ministry of Agriculture	Department of Agricultural Research & Education	Central Research Institute for Dryland Agriculture (ICAR)
83	Ministry of Agriculture	Department of Agricultural Research & Education	Central Research Institute for Jute and Allied Fibre (ICAR)
84	Ministry of Agriculture	Department of Agricultural Research & Education	Central Rice Research Institute (ICAR)
85	Ministry of Agriculture	Department of Agricultural Research & Education	Central Sheep and Wool Research Institute (ICAR)
86	Ministry of Agriculture	Department of Agricultural Research & Education	Central Soil Salinity Research Institute (ICAR)
87	Ministry of Agriculture	Department of Agricultural Research & Education	Central Tobacco Research Institute (ICAR)
88	Ministry of Agriculture	Department of Agricultural Research & Education	Central Tuber Crops Research Institute (ICAR)

89	Ministry of Agriculture	Department of Agricultural Research & Education	Department of Agricultural Research & Education
90	Ministry of Agriculture	Department of Agricultural Research & Education	Directorate of Cashew Research (ICAR)
91	Ministry of Agriculture	Department of Agricultural Research & Education	Directorate of Coldwater Fisheries Research (ICAR)
92	Ministry of Agriculture	Department of Agricultural Research & Education	Directorate of Floricultural Research (ICAR)
93	Ministry of Agriculture	Department of Agricultural Research & Education	Directorate of Maize Research (ICAR)
94	Ministry of Agriculture	Department of Agricultural Research & Education	Directorate of Medicinal and Aromatic Plants Research (ICAR)
95	Ministry of Agriculture	Department of Agricultural Research & Education	Directorate of Mushroom Research (ICAR)
96	Ministry of Agriculture	Department of Agricultural Research & Education	Directorate of Oil Palm Research (ICAR)
97	Ministry of Agriculture	Department of Agricultural Research & Education	Directorate of Onion and Garlic Research (ICAR)
98	Ministry of Agriculture	Department of Agricultural Research & Education	Directorate of Rapeseed Mustard Research (ICAR)
99	Ministry of Agriculture	Department of Agricultural Research & Education	Directorate of Research on Women in Agriculture (ICAR)
100	Ministry of Agriculture	Department of Agricultural Research & Education	Directorate of Rice Research (ICAR)
101	Ministry of Agriculture	Department of Agricultural Research & Education	Directorate of Weed Science Research (ICAR)
102	Ministry of Agriculture	Department of Agricultural Research & Education	Dr. Rajendra Prasad Central Agricultural University
103	Ministry of Agriculture	Department of Agricultural Research & Education	ICAR Central Coastal Agricultural Research Institute
104	Ministry of Agriculture	Department of Agricultural Research & Education	ICAR Central Island Agricultural Research Institute, Port Blair
105	Ministry of Agriculture	Department of Agricultural Research & Education	ICAR Directorate of Groundnut Research
106	Ministry of Agriculture	Department of Agricultural Research & Education	ICAR Indian Institute of Millets Research
107	Ministry of Agriculture	Department of Agricultural Research & Education	ICAR Indian Institute of Soil and Water Conservation
108	Ministry of Agriculture	Department of Agricultural Research & Education	ICAR Indian Institute of Soyabean Research
109	Ministry of Agriculture	Department of Agricultural Research & Education	ICAR Indian Institute of Wheat and Barley Research

110	Ministry of Agriculture	Department of Agricultural Research & Education	ICAR National Bureau of Agricultural Insect Resources
111	Ministry of Agriculture	Department of Agricultural Research & Education	ICAR Research Complex for Eastern Region (ICAR)
112	Ministry of Agriculture	Department of Agricultural Research & Education	ICAR Research Complex for NEH Region (ICAR)
113	Ministry of Agriculture	Department of Agricultural Research & Education	Indian Agricultural Research Institute (ICAR)
114	Ministry of Agriculture	Department of Agricultural Research & Education	Indian Agricultural Statistics Research Institute (ICAR)
115	Ministry of Agriculture	Department of Agricultural Research & Education	Indian Council of Agricultural Research Hqrs.
116	Ministry of Agriculture	Department of Agricultural Research & Education	Indian Grassland and Fodder Research Institute (ICAR)
117	Ministry of Agriculture	Department of Agricultural Research & Education	Indian Institute of Agricultural Biotechnology (ICAR)
118	Ministry of Agriculture	Department of Agricultural Research & Education	Indian Institute of Horticultural Research (ICAR)
119	Ministry of Agriculture	Department of Agricultural Research & Education	Indian Institute of Natural Resins and Gums (ICAR)
120	Ministry of Agriculture	Department of Agricultural Research & Education	Indian Institute of Oilseeds Research (ICAR)
121	Ministry of Agriculture	Department of Agricultural Research & Education	Indian Institute of Pulses Research (ICAR)
122	Ministry of Agriculture	Department of Agricultural Research & Education	Indian Institute of Seed Science (ICAR)
123	Ministry of Agriculture	Department of Agricultural Research & Education	Indian Institute of Soil Science (ICAR)
124	Ministry of Agriculture	Department of Agricultural Research & Education	Indian Institute of Spices Research (ICAR)
125	Ministry of Agriculture	Department of Agricultural Research & Education	Indian Institute of Sugarcane Research (ICAR)
126	Ministry of Agriculture	Department of Agricultural Research & Education	Indian Institute of Vegetable Research (ICAR)
127	Ministry of Agriculture	Department of Agricultural Research & Education	Indian Institute of Water Management (ICAR)
128	Ministry of Agriculture	Department of Agricultural Research & Education	Indian Veterinary Research Institute (ICAR)
129	Ministry of Agriculture	Department of Agricultural Research & Education	National Academy of Agricultural Research Management (ICAR)
130	Ministry of Agriculture	Department of Agricultural Research & Education	National Bureau of Agriculturally Important Microorganisms (ICAR)

131	Ministry of Agriculture	Department of Agricultural Research & Education	National Bureau of Animal Genetic Resources (ICAR)
132	Ministry of Agriculture	Department of Agricultural Research & Education	National Bureau of Fish Genetic Resources (ICAR)
133	Ministry of Agriculture	Department of Agricultural Research & Education	National Bureau of Plant Genetic Resources (ICAR)
134	Ministry of Agriculture	Department of Agricultural Research & Education	National Bureau of Soil Survey and Land Use Planning (ICAR)
135	Ministry of Agriculture	Department of Agricultural Research & Education	National Centre for Agricultural Economics and Policy Research (ICAR)
136	Ministry of Agriculture	Department of Agricultural Research & Education	National Centre for Integrated Pest Management (ICAR)
137	Ministry of Agriculture	Department of Agricultural Research & Education	National Dairy Research Institute (ICAR)
138	Ministry of Agriculture	Department of Agricultural Research & Education	National Institute of Abiotic Stress Management (ICAR)
139	Ministry of Agriculture	Department of Agricultural Research & Education	National Institute of Animal Nutrition and Physiology (ICAR)
140	Ministry of Agriculture	Department of Agricultural Research & Education	National Institute of Biotic Stress Management (ICAR)
141	Ministry of Agriculture	Department of Agricultural Research & Education	National Institute of High Security Animal Diseases (ICAR)
142	Ministry of Agriculture	Department of Agricultural Research & Education	National Institute of Research on Jute and Allied Fibre Technology (ICAR)
143	Ministry of Agriculture	Department of Agricultural Research & Education	National Institute of Veterinary Epidemiology and Disease Informatics (NIVEDI)
144	Ministry of Agriculture	Department of Agricultural Research & Education	National Research Centre for Banana (ICAR)
145	Ministry of Agriculture	Department of Agricultural Research & Education	National Research Centre for Citrus (ICAR)
146	Ministry of Agriculture	Department of Agricultural Research & Education	National Research Centre for Grapes (ICAR)
147	Ministry of Agriculture	Department of Agricultural Research & Education	National Research Centre for Litchi (ICAR)
148	Ministry of Agriculture	Department of Agricultural Research & Education	National Research Centre for Orchids (ICAR)
149	Ministry of Agriculture	Department of Agricultural Research & Education	National Research Centre on Camel (ICAR)
150	Ministry of Agriculture	Department of Agricultural Research & Education	National Research Centre on Equines (ICAR)
151	Ministry of Agriculture	Department of Agricultural Research & Education	National Research Centre on Integrated Farming (ICAR)

152	Ministry of Agriculture	Department of Agricultural Research & Education	National Research Centre on Meat (ICAR)
153	Ministry of Agriculture	Department of Agricultural Research & Education	National Research Centre on Mithun (ICAR)
154	Ministry of Agriculture	Department of Agricultural Research & Education	National Research Centre on Pig (ICAR)
155	Ministry of Agriculture	Department of Agricultural Research & Education	National Research Centre on Plant Biotechnology (ICAR)
156	Ministry of Agriculture	Department of Agricultural Research & Education	National Research Centre on Pomegranate (ICAR)
157	Ministry of Agriculture	Department of Agricultural Research & Education	National Research Centre on Seed Species (ICAR)
158	Ministry of Agriculture	Department of Agricultural Research & Education	National Research Centre on Yak (ICAR)
159	Ministry of Agriculture	Department of Agricultural Research & Education	Project Directorate for Farming Systems Research (ICAR)
160	Ministry of Agriculture	Department of Agricultural Research & Education	Project Directorate on Cattle (ICAR)
161	Ministry of Agriculture	Department of Agricultural Research & Education	Project Directorate on Foot and Mouth Disease (ICAR)
162	Ministry of Agriculture	Department of Agricultural Research & Education	Project Directorate on Poultry (ICAR)
163	Ministry of Agriculture	Department of Agricultural Research & Education	Sugarcane Breeding Institute (ICAR)
164	Ministry of Agriculture	Department of Agricultural Research & Education	Vivekananda Parvatiya Krishi Anusandhan Sansthan (ICAR)
165	Ministry of Agriculture	Department of Agricultural Research & Education	Zonal Project Directorate (ZPD), Zone I (ICAR)
166	Ministry of Agriculture	Department of Agricultural Research & Education	Zonal Project Directorate Zone V (ICAR)
167	Ministry of Agriculture	Department of Agricultural Research & Education	Zonal Project Directorate Zone VII (ICAR)
168	Ministry of Agriculture	Department of Agricultural Research & Education	Zonal Project Directorate, Zone II (ICAR)
169	Ministry of Agriculture	Department of Agricultural Research & Education	Zonal Project Directorate, Zone III (ICAR)
170	Ministry of Agriculture	Department of Agricultural Research & Education	Zonal Project Directorate, Zone IV (ICAR)
171	Ministry of Agriculture	Department of Agricultural Research & Education	Zonal Project Directorate, Zone VI (ICAR)
172	Ministry of Agriculture	Department of Agricultural Research & Education	Zonal Project Directorate, Zone VIII (ICAR)

173	Ministry of Agriculture	Department of Agriculture & Cooperation	All India Soil & Land Use Survey(AISLUS), New Delhi
174	Ministry of Agriculture	Department of Agriculture & Cooperation	Central Farm Machinery Training & Testing Institute
175	Ministry of Agriculture	Department of Agriculture & Cooperation	Central Fertiliser Quality Control & Training Institute
176	Ministry of Agriculture	Department of Agriculture & Cooperation	Central Institute of Horticulture
177	Ministry of Agriculture	Department of Agriculture & Cooperation	Coconut Development Board
178	Ministry of Agriculture	Department of Agriculture & Cooperation	Commission for Agricultural Cost & Prices(CACP)
179	Ministry of Agriculture	Department of Agriculture & Cooperation	Department of Agriculture & Cooperation
180	Ministry of Agriculture	Department of Agriculture & Cooperation	Directorate of Arecanut and Spices Development
181	Ministry of Agriculture	Department of Agriculture & Cooperation	Directorate of Cashewnut and Cocoa Development
182	Ministry of Agriculture	Department of Agriculture & Cooperation	Directorate of Cotton Development
183	Ministry of Agriculture	Department of Agriculture & Cooperation	Directorate of Economics and Statistics
184	Ministry of Agriculture	Department of Agriculture & Cooperation	Directorate of Extension
185	Ministry of Agriculture	Department of Agriculture & Cooperation	Directorate of Jute Development
186	Ministry of Agriculture	Department of Agriculture & Cooperation	Directorate of Marketing And Inspection
187	Ministry of Agriculture	Department of Agriculture & Cooperation	Directorate of Millets Development
188	Ministry of Agriculture	Department of Agriculture & Cooperation	Directorate of Oilseeds Development
189	Ministry of Agriculture	Department of Agriculture & Cooperation	Directorate of Plant Protection Quarantine & Storage
190	Ministry of Agriculture	Department of Agriculture & Cooperation	Directorate of Pulses Development
191	Ministry of Agriculture	Department of Agriculture & Cooperation	Directorate of Rice Development
192	Ministry of Agriculture	Department of Agriculture & Cooperation	Directorate of Sugarcane Development
193	Ministry of Agriculture	Department of Agriculture & Cooperation	Directorate of Wheat Development

194	Ministry of Agriculture	Department of Agriculture & Cooperation	Mahalanobis National Crop Forecast Centre
195	Ministry of Agriculture	Department of Agriculture & Cooperation	National Centre for Cold Chain Development
196	Ministry of Agriculture	Department of Agriculture & Cooperation	National Centre of Organic Farming
197	Ministry of Agriculture	Department of Agriculture & Cooperation	National Cooperative Development Corporation
198	Ministry of Agriculture	Department of Agriculture & Cooperation	National Horticulture Board(NHB)
199	Ministry of Agriculture	Department of Agriculture & Cooperation	National Institute of Agricultural Extension Mgmt.(MANAGE)
200	Ministry of Agriculture	Department of Agriculture & Cooperation	National Institute of Agricultural Marketing(NIAM)
201	Ministry of Agriculture	Department of Agriculture & Cooperation	National Institute of Plant Health Management
202	Ministry of Agriculture	Department of Agriculture & Cooperation	National Rainfed Area Authority
203	Ministry of Agriculture	Department of Agriculture & Cooperation	National Seeds Corporation Ltd.
204	Ministry of Agriculture	Department of Agriculture & Cooperation	National Seeds Research & Traing Centre (NSRTC)
205	Ministry of Agriculture	Department of Agriculture & Cooperation	North Eastern Regional Farm Machinery Training & Testing Instt.
206	Ministry of Agriculture	Department of Agriculture & Cooperation	Northern Region Farm Machinery Training & Testing Institute
207	Ministry of Agriculture	Department of Agriculture & Cooperation	Protection of Plant Varieties and Farmers Rights Authority
208	Ministry of Agriculture	Department of Agriculture & Cooperation	Small Farmers Agri Business Consortium
209	Ministry of Agriculture	Department of Agriculture & Cooperation	Southern Region Farm Machinery Training and Testing Institute
210	Ministry of Agriculture	Department of Animal Husbandry, Dairying and Fisheries	Animal welfare Board of India
211	Ministry of Agriculture	Department of Animal Husbandry, Dairying and Fisheries	AQCS, Bangalore
212	Ministry of Agriculture	Department of Animal Husbandry, Dairying and Fisheries	AQCS, Hyderabad
213	Ministry of Agriculture	Department of Animal Husbandry, Dairying and Fisheries	AQCS,Chennai
214	Ministry of Agriculture	Department of Animal Husbandry, Dairying and Fisheries	AQCS,Kolkatta

215	Ministry of Agriculture	Department of Animal Husbandry, Dairying and Fisheries	AQCS,Mumbai
216	Ministry of Agriculture	Department of Animal Husbandry, Dairying and Fisheries	AQCS,New Delhi
217	Ministry of Agriculture	Department of Animal Husbandry, Dairying and Fisheries	CCBF Suratgarh
218	Ministry of Agriculture	Department of Animal Husbandry, Dairying and Fisheries	CCBF,Andeshnagar
219	Ministry of Agriculture	Department of Animal Husbandry, Dairying and Fisheries	CCBF,Avadi
220	Ministry of Agriculture	Department of Animal Husbandry, Dairying and Fisheries	CCBF,Chiplima
221	Ministry of Agriculture	Department of Animal Husbandry, Dairying and Fisheries	CCBF,Dhamrod
222	Ministry of Agriculture	Department of Animal Husbandry, Dairying and Fisheries	CCBF,Hesserghatta
223	Ministry of Agriculture	Department of Animal Husbandry, Dairying and Fisheries	CCBF,Sunebeda
224	Ministry of Agriculture	Department of Animal Husbandry, Dairying and Fisheries	Central Frozen Semen Production & Training Instt., Hesserghatta
225	Ministry of Agriculture	Department of Animal Husbandry, Dairying and Fisheries	Central Poultry Development Organization(ER),Bhubneshwar
226	Ministry of Agriculture	Department of Animal Husbandry, Dairying and Fisheries	Central Poultry Development Organization(NR),Chandigarh
227	Ministry of Agriculture	Department of Animal Husbandry, Dairying and Fisheries	Central Poultry Development Organization(WR),Mumbai
228	Ministry of Agriculture	Department of Animal Husbandry, Dairying and Fisheries	Central Poultry Development Organization,Hessarghatta
229	Ministry of Agriculture	Department of Animal Husbandry, Dairying and Fisheries	Central Sheep Breeding Farm,Hissar
230	Ministry of Agriculture	Department of Animal Husbandry, Dairying and Fisheries	CHRS, Ahmedabad
231	Ministry of Agriculture	Department of Animal Husbandry, Dairying and Fisheries	CHRS, Ajmer
232	Ministry of Agriculture	Department of Animal Husbandry, Dairying and Fisheries	CHRS, Ongole
233	Ministry of Agriculture	Department of Animal Husbandry, Dairying and Fisheries	CHRS,Rohtak
234	Ministry of Agriculture	Department of Animal Husbandry, Dairying and Fisheries	CICEF,Banglore
235	Ministry of Agriculture	Department of Animal Husbandry, Dairying and Fisheries	CIFNET,Cochi

236	Ministry of Agriculture	Department of Animal Husbandry, Dairying and Fisheries	CIFNET,Royapuram
237	Ministry of Agriculture	Department of Animal Husbandry, Dairying and Fisheries	CIFNET,Vishakhapatnam
238	Ministry of Agriculture	Department of Animal Husbandry, Dairying and Fisheries	Delhi Milk Scheme, New Delhi
239	Ministry of Agriculture	Department of Animal Husbandry, Dairying and Fisheries	Department of Animal Husbandry, Dairying and Fisheries
240	Ministry of Agriculture	Department of Animal Husbandry, Dairying and Fisheries	Fisheries Survey of India, Mumbai Base
241	Ministry of Agriculture	Department of Animal Husbandry, Dairying and Fisheries	Fishery Survey of India, Kochi
242	Ministry of Agriculture	Department of Animal Husbandry, Dairying and Fisheries	Fishery Survey of India,Bogda
243	Ministry of Agriculture	Department of Animal Husbandry, Dairying and Fisheries	Fishery Survey of India,Chennai
244	Ministry of Agriculture	Department of Animal Husbandry, Dairying and Fisheries	Fishery Survey of India,Mumbai
245	Ministry of Agriculture	Department of Animal Husbandry, Dairying and Fisheries	Fishery Survey of India,Portblair
246	Ministry of Agriculture	Department of Animal Husbandry, Dairying and Fisheries	Fishery Survey of India,Vishakhapatnam
247	Ministry of Agriculture	Department of Animal Husbandry, Dairying and Fisheries	NIAH,Baghpat
248	Ministry of Agriculture	Department of Animal Husbandry, Dairying and Fisheries	NIFPHATT, Kochi
249	Ministry of Agriculture	Department of Animal Husbandry, Dairying and Fisheries	NIFPHATT, Vishakhapatnam
250	Ministry of Agriculture	Department of Animal Husbandry, Dairying and Fisheries	Reginal Fodder Station, Sriganganagar
251	Ministry of Agriculture	Department of Animal Husbandry, Dairying and Fisheries	RSFP&D, Hissar
252	Ministry of Agriculture	Department of Animal Husbandry, Dairying and Fisheries	RSFP&D,Chennai
253	Ministry of Agriculture	Department of Animal Husbandry, Dairying and Fisheries	RSFP&D,Gandhinagar
254	Ministry of Agriculture	Department of Animal Husbandry, Dairying and Fisheries	RSFP&D,Hyderabad
255	Ministry of Agriculture	Department of Animal Husbandry, Dairying and Fisheries	RSFP&D,Jammu
256	Ministry of Agriculture	Department of Animal Husbandry, Dairying and Fisheries	RSFP&D,Kalyani

257	Ministry of Agriculture	Department of Animal Husbandry, Dairying and Fisheries	Veterinary Council of India
258	Ministry of Ayush	Department of AYUSH	All India Institute of Ayurveda (AIIA)
259	Ministry of Ayush	Department of AYUSH	Central Council for Homeopathy
260	Ministry of Ayush	Department of AYUSH	Central Council for Research in Ayurvedic Sciences (CCRAS)
261	Ministry of Ayush	Department of AYUSH	Central Council for Research in Homoeopathy
262	Ministry of Ayush	Department of AYUSH	Central Council for Research in Siddha
263	Ministry of Ayush	Department of AYUSH	Central Council for Research in Yoga & Naturopathy
264	Ministry of Ayush	Department of AYUSH	Central Council for Resrch in Unani Medicine
265	Ministry of Ayush	Department of AYUSH	Central Council of Indian Medicine
266	Ministry of Ayush	Department of AYUSH	Department of AYUSH
267	Ministry of Ayush	Department of AYUSH	Homoeopathic Pharmacopoeia Laboratory
268	Ministry of Ayush	Department of AYUSH	Indian Medicines Pharmaceutical Corporation Ltd.
269	Ministry of Ayush	Department of AYUSH	Morarji Desai Institute of Yoga.
270	Ministry of Ayush	Department of AYUSH	National Institute of Ayurveda
271	Ministry of Ayush	Department of AYUSH	National Institute of Homeopathy
272	Ministry of Ayush	Department of AYUSH	National Institute of Naturopahty
273	Ministry of Ayush	Department of AYUSH	National Institute of Siddha (NIS)
274	Ministry of Ayush	Department of AYUSH	National Institute of Unani Medicine
275	Ministry of Ayush	Department of AYUSH	National Medicinal Plants Board
276	Ministry of Ayush	Department of AYUSH	Pharmacopoeia Commission for Indian Medicine & Homoeopathy (PCIM&H)
277	Ministry of Ayush	Department of AYUSH	Rashtriya Ayurveda Vidyapeeth
278	Ministry of Chemicals & Fertilizers	Department of Chemicals & Petrochemicals	Central Insitute of Plastics Engineering and Technology (CIPET)
279	Ministry of Chemicals & Fertilizers	Department of Chemicals & Petrochemicals	Department of Chemicals & Petrochemicals
280	Ministry of Chemicals & Fertilizers	Department of Chemicals & Petrochemicals	Hindustan Fluro carbons Ltd
281	Ministry of Chemicals & Fertilizers	Department of Chemicals & Petrochemicals	Hindustan Insecticide Ltd.
282	Ministry of Chemicals & Fertilizers	Department of Chemicals & Petrochemicals	Hindustan Organic Chemicals Ltd
283	Ministry of Chemicals & Fertilizers	Department of Chemicals & Petrochemicals	Institute of Pesticide Formulation Technology
284	Ministry of Chemicals & Fertilizers	Department of Chemicals & Petrochemicals	Office of the Welfare Commissioner Bhopal Gas
285	Ministry of Chemicals & Fertilizers	Department of Fertilisers	Brahmaputra Valley Fertilizer Corporation Ltd. (BVFCL)
286	Ministry of Chemicals & Fertilizers	Department of Fertilisers	Department of Fertilisers
287	Ministry of Chemicals & Fertilizers	Department of Fertilisers	FCI Aravali Gypsum and Minerals India Limited (FAGMIL)
288	Ministry of Chemicals & Fertilizers	Department of Fertilisers	Fertilizer and Chemical Travencore Limited (FACT)
289	Ministry of Chemicals & Fertilizers	Department of Fertilisers	Fertilizer Corporation of India Limited (FCI)

290	Ministry of Chemicals & Fertilizers	Department of Fertilisers	Fertilizer Industry Co-ordination Committee (FICC)
291	Ministry of Chemicals & Fertilizers	Department of Fertilisers	Hindustan Fertilizerls Corporation Limited (HFC)
292	Ministry of Chemicals & Fertilizers	Department of Fertilisers	Madras Fertilizer Ltd.(MFL)
293	Ministry of Chemicals & Fertilizers	Department of Fertilisers	National Fertilizer Ltd.(NFL)
294	Ministry of Chemicals & Fertilizers	Department of Fertilisers	Projects And Development of India Ltd
295	Ministry of Chemicals & Fertilizers	Department of Fertilisers	Rashtriya Chemicals and Fertilizers Ltd. (RCF)
296	Ministry of Chemicals & Fertilizers	Department of Pharmaceuticals	Bengal Chemicals & Pharmaceuticals Ltd.
297	Ministry of Chemicals & Fertilizers	Department of Pharmaceuticals	Department of Pharmaceuticals
298	Ministry of Chemicals & Fertilizers	Department of Pharmaceuticals	Hindustan Antibiotic Ltd.
299	Ministry of Chemicals & Fertilizers	Department of Pharmaceuticals	Indian Drugs & Pharmaceuticals Ltd.
300	Ministry of Chemicals & Fertilizers	Department of Pharmaceuticals	Karnataka Antibiotics & Pharmaceuticals Ltd.
301	Ministry of Chemicals & Fertilizers	Department of Pharmaceuticals	National Institute of Pharmaceutical Education and Research
302	Ministry of Chemicals & Fertilizers	Department of Pharmaceuticals	National Pharmaceuticals Pricing Authority
303	Ministry of Chemicals & Fertilizers	Department of Pharmaceuticals	NIPER Ahmedabad
304	Ministry of Chemicals & Fertilizers	Department of Pharmaceuticals	NIPER Kolkata
305	Ministry of Chemicals & Fertilizers	Department of Pharmaceuticals	NIPER, Guwahati
306	Ministry of Chemicals & Fertilizers	Department of Pharmaceuticals	NIPER, Hajipur
307	Ministry of Chemicals & Fertilizers	Department of Pharmaceuticals	NIPER, Hyderabad
308	Ministry of Chemicals & Fertilizers	Department of Pharmaceuticals	NIPER, Rae Bareli
309	Ministry of Civil Aviation	N/A	Air India
310	Ministry of Civil Aviation	N/A	Airports Authority of India
311	Ministry of Civil Aviation	N/A	Airports Economic Regulatory Authority of India
312	Ministry of Civil Aviation	N/A	Bureau of Civil Aviation Security
313	Ministry of Civil Aviation	N/A	Chief Commissioner of Railway Safety
314	Ministry of Civil Aviation	N/A	Director General of Civil Aviation
315	Ministry of Civil Aviation	N/A	Hotel Corp. Of India
316	Ministry of Civil Aviation	N/A	Indira Gandhi Rashtriya Uran Akademi
317	Ministry of Civil Aviation	N/A	Ministry of Civil Aviation
318	Ministry of Civil Aviation	N/A	Pawan Hans Ltd.
319	Ministry of Coal	N/A	Bharat Coking Coal Limited.
320	Ministry of Coal	N/A	Central Coalfield Limited
321	Ministry of Coal	N/A	Central Mine Planning and Design Institute
322	Ministry of Coal	N/A	Coal Controller Organisation
323	Ministry of Coal	N/A	Coal India Limited
324	Ministry of Coal	N/A	Coal Mines Provident Fund Organisation
325	Ministry of Coal	N/A	Eastern Coalfields Limited
326	Ministry of Coal	N/A	Mahanadi Coalfiels Limited
327	Ministry of Coal	N/A	Ministry of Coal

328	Ministry of Coal	N/A	NLC India Ltd.
329	Ministry of Coal	N/A	Northern Coalfield Ltd.
330	Ministry of Coal	N/A	South Eastern Coalfields Ltd.
331	Ministry of Coal	N/A	Western Coalfields Limited
332	Ministry of Commerce & Industry	Department of Commerce	Agricultural and Processed Food Products Export Development Authority
333	Ministry of Commerce & Industry	Department of Commerce	Cochin Special Economic Zone
334	Ministry of Commerce & Industry	Department of Commerce	Coffee Board
335	Ministry of Commerce & Industry	Department of Commerce	Department of Commerce
336	Ministry of Commerce & Industry	Department of Commerce	Directorate General of Commercial Intelligence and Statistics
337	Ministry of Commerce & Industry	Department of Commerce	Directorate General of Foreign Trade
338	Ministry of Commerce & Industry	Department of Commerce	Directorate General of Trade Remedies (DGTR)
339	Ministry of Commerce & Industry	Department of Commerce	ECGC LIMITED
340	Ministry of Commerce & Industry	Department of Commerce	Export Inspection Council of India
341	Ministry of Commerce & Industry	Department of Commerce	Falga Special Economic Zone
342	Ministry of Commerce & Industry	Department of Commerce	Footwear Design and Development Institute
343	Ministry of Commerce & Industry	Department of Commerce	Government e Marketplace (GeM)
344	Ministry of Commerce & Industry	Department of Commerce	India Trade Promotion Organisation
345	Ministry of Commerce & Industry	Department of Commerce	Indian Institute of Foreign Trade
346	Ministry of Commerce & Industry	Department of Commerce	Kandla Special Economic Zone
347	Ministry of Commerce & Industry	Department of Commerce	MEPZ Special Economic Zone & HEOUs
348	Ministry of Commerce & Industry	Department of Commerce	MMTC Limited
349	Ministry of Commerce & Industry	Department of Commerce	National Centre For Trade Information (NCTI)
350	Ministry of Commerce & Industry	Department of Commerce	Noida Special Economic Zone
351	Ministry of Commerce & Industry	Department of Commerce	PEC Ltd.
352	Ministry of Commerce & Industry	Department of Commerce	Rubber Board
353	Ministry of Commerce & Industry	Department of Commerce	SEEPZ Special Economic Zone
354	Ministry of Commerce & Industry	Department of Commerce	Spices Board
355	Ministry of Commerce & Industry	Department of Commerce	STCL Limited
356	Ministry of Commerce & Industry	Department of Commerce	Tea Board
357	Ministry of Commerce & Industry	Department of Commerce	Tea Research Association
358	Ministry of Commerce & Industry	Department of Commerce	The Marine Products Export Development Authority
359	Ministry of Commerce & Industry	Department of Commerce	The State Trading Corporation of India Ltd.

360	Ministry of Commerce & Industry	Department of Commerce	Tobacco Board
361	Ministry of Commerce & Industry	Department of Commerce	UPASI Tea Research Foundation
362	Ministry of Commerce & Industry	Department of Commerce	Vishakhapatnam Special Economic Zone
363	Ministry of Commerce & Industry	Department of Industrial Policy & Promotion	Central Pulp & Paper Research Institute
364	Ministry of Commerce & Industry	Department of Industrial Policy & Promotion	Department of Industrial Policy & Promotion
365	Ministry of Commerce & Industry	Department of Industrial Policy & Promotion	Indian Rubber Manufacturers Research Association
366	Ministry of Commerce & Industry	Department of Industrial Policy & Promotion	National Council for Cement and Building Materials
367	Ministry of Commerce & Industry	Department of Industrial Policy & Promotion	National Institute of Design (NID)
368	Ministry of Commerce & Industry	Department of Industrial Policy & Promotion	National Productivity Council
369	Ministry of Commerce & Industry	Department of Industrial Policy & Promotion	Office of Chief Controller of Accounts, Ministry of Industry
370	Ministry of Commerce & Industry	Department of Industrial Policy & Promotion	Office of the Controller General of Patents, Designs and Trade Marks
371	Ministry of Commerce & Industry	Department of Industrial Policy & Promotion	Office of the Economic Adviser
372	Ministry of Commerce & Industry	Department of Industrial Policy & Promotion	Office of the Salt Commissioner
373	Ministry of Commerce & Industry	Department of Industrial Policy & Promotion	Petroleum and Explosives Safety Organisation
374	Ministry of Commerce & Industry	Department of Industrial Policy & Promotion	Quality Council of India
375	Ministry of Commerce & Industry	Department of Industrial Policy & Promotion	Tariff Commission
376	Ministry of Communications	Department of Posts	Department Of Posts
377	Ministry of Communications	Department of Telecommunications	Bharat Sanchar Nigam Limited
378	Ministry of Communications	Department of Telecommunications	C-DoT
379	Ministry of Communications	Department of Telecommunications	Department of Telecommunications
380	Ministry of Communications	Department of Telecommunications	Indian Telephone Industries Ltd
381	Ministry of Communications	Department of Telecommunications	Mahanagar Telephone Nigam Limited (MTNL)
382	Ministry of Communications	Department of Telecommunications	Principal Controller of Accounts, Telangana
383	Ministry of Communications	Department of Telecommunications	Telecom Consultants of India
384	Ministry of Communications	Department of Telecommunications	Telecom Disputes Settlement & Appellate Tribunal
385	Ministry of Communications	Department of Telecommunications	Telecom Regulatory Authority of India
386	Ministry of Consumer Aff., Food, & Public Dist.	Department of Consumer Affairs	Bureau of Indian Standards
387	Ministry of Consumer Aff., Food, & Public Dist.	Department of Consumer Affairs	Department of Consumer Affairs
388	Ministry of Consumer Aff., Food, & Public Dist.	Department of Consumer Affairs	Indian Institute of Legal Metrology
389	Ministry of Consumer Aff., Food, & Public Dist.	Department of Consumer Affairs	National Consumer Disputes Redressal Commission
390	Ministry of Consumer Aff., Food, & Public Dist.	Department of Consumer Affairs	National Test House

391	Ministry of Consumer Aff., Food, & Public Dist.	Department of Consumer Affairs	RRSL, Ahmedabad
392	Ministry of Consumer Aff., Food, & Public Dist.	Department of Consumer Affairs	RRSL, Bangalore
393	Ministry of Consumer Aff., Food, & Public Dist.	Department of Consumer Affairs	RRSL, Bhubaneswar
394	Ministry of Consumer Aff., Food, & Public Dist.	Department of Consumer Affairs	RRSL, Faridabad
395	Ministry of Consumer Aff., Food, & Public Dist.	Department of Consumer Affairs	RRSL, Guwahati
396	Ministry of Consumer Aff., Food, & Public Dist.	Department of Food & Public Distribution	Central Railside Warehouse Company Limited
397	Ministry of Consumer Aff., Food, & Public Dist.	Department of Food & Public Distribution	Central Warehousing Corporation
398	Ministry of Consumer Aff., Food, & Public Dist.	Department of Food & Public Distribution	Department of Food & Public Distribution
399	Ministry of Consumer Aff., Food, & Public Dist.	Department of Food & Public Distribution	Directorate of Sugar and Vegetable Oils
400	Ministry of Consumer Aff., Food, & Public Dist.	Department of Food & Public Distribution	Food Corporation of India
401	Ministry of Consumer Aff., Food, & Public Dist.	Department of Food & Public Distribution	Indian Grain Storage Management & Research Institute, Hapur
402	Ministry of Consumer Aff., Food, & Public Dist.	Department of Food & Public Distribution	Indian Grain Storage Management and Research Institute, Field station Ludhiana
403	Ministry of Consumer Aff., Food, & Public Dist.	Department of Food & Public Distribution	Indian Grain Storage Management and Research Institute, Field Station, Hyderabad
404	Ministry of Consumer Aff., Food, & Public Dist.	Department of Food & Public Distribution	National Sugar Institute, Kanpur
405	Ministry of Consumer Aff., Food, & Public Dist.	Department of Food & Public Distribution	Quality Control Cell Bhubaneswar
406	Ministry of Consumer Aff., Food, & Public Dist.	Department of Food & Public Distribution	Quality Control Cell, Bangalore
407	Ministry of Consumer Aff., Food, & Public Dist.	Department of Food & Public Distribution	Quality Control Cell, Bhopal
408	Ministry of Consumer Aff., Food, & Public Dist.	Department of Food & Public Distribution	Quality Control Cell, Hyderabad
409	Ministry of Consumer Aff., Food, & Public Dist.	Department of Food & Public Distribution	Quality Control Cell, Kolkata
410	Ministry of Consumer Aff., Food, & Public Dist.	Department of Food & Public Distribution	Quality Control Cell, Lucknow
411	Ministry of Consumer Aff., Food, & Public Dist.	Department of Food & Public Distribution	Quality Control Cell, Pune
412	Ministry of Consumer Aff., Food, & Public Dist.	Department of Food & Public Distribution	Warehousing Development and Regulatory Authority
413	Ministry of Corporate Affairs	N/A	Competition Commission of India
414	Ministry of Corporate Affairs	N/A	Indian Institute of Corporate Affairs
415	Ministry of Corporate Affairs	N/A	Insolvency and Bankruptcy Board of India
416	Ministry of Corporate Affairs	N/A	Institute of Chartered Accountants of India
417	Ministry of Corporate Affairs	N/A	Institute of Companies Secretaries of India
418	Ministry of Corporate Affairs	N/A	Institute of Cost Accountants of India
419	Ministry of Corporate Affairs	N/A	Ministry of Corporate Affairs
420	Ministry of Corporate Affairs	N/A	National Company Law Appellate Tribunal
421	Ministry of Corporate Affairs	N/A	National Company Law Tribunal, Ahmedabad Bench
422	Ministry of Corporate Affairs	N/A	National Company Law Tribunal, Bengaluru Bench

423	Ministry of Corporate Affairs	N/A	National Company Law Tribunal, Chandigarh Bench
424	Ministry of Corporate Affairs	N/A	National Company Law Tribunal, Chennai Bench
425	Ministry of Corporate Affairs	N/A	National Company Law Tribunal, Guwahati Bench
426	Ministry of Corporate Affairs	N/A	National Company Law Tribunal, Kolkata Bench
427	Ministry of Corporate Affairs	N/A	National Company Law Tribunal, Mumbai Bench
428	Ministry of Corporate Affairs	N/A	National Company Law Tribunal, Principal Bench, Delhi
429	Ministry of Corporate Affairs	N/A	Official Liquidator, Chandigarh
430	Ministry of Corporate Affairs	N/A	Official Liquidator, Delhi
431	Ministry of Corporate Affairs	N/A	Official Liquidator, Gujarat
432	Ministry of Corporate Affairs	N/A	Official Liquidator, Guwahati
433	Ministry of Corporate Affairs	N/A	Official Liquidator, Hyderabad
434	Ministry of Corporate Affairs	N/A	Official Liquidator, Jodhpur
435	Ministry of Corporate Affairs	N/A	Official Liquidator, Kerala
436	Ministry of Corporate Affairs	N/A	Official Liquidator, Madhya Pradesh
437	Ministry of Corporate Affairs	N/A	Official Liquidator, Maharashtra
438	Ministry of Corporate Affairs	N/A	Official Liquidator, Nagpur
439	Ministry of Corporate Affairs	N/A	Official Liquidator, Tamil Nadu
440	Ministry of Corporate Affairs	N/A	Official Liquidator, Uttar Pradesh
441	Ministry of Corporate Affairs	N/A	Official Liquidator, West Bengal
442	Ministry of Corporate Affairs	N/A	Regional Director (SER), Hyderabad
443	Ministry of Corporate Affairs	N/A	Regional Director(ER), Kolkata
444	Ministry of Corporate Affairs	N/A	Regional Director(NER), Guwahati
445	Ministry of Corporate Affairs	N/A	Regional Director(NR), New Delhi
446	Ministry of Corporate Affairs	N/A	Regional Director(NWR), Ahmedabad
447	Ministry of Corporate Affairs	N/A	Regional Director(SR), Chennai
448	Ministry of Corporate Affairs	N/A	Regional Director(WR), Mumbai
449	Ministry of Corporate Affairs	N/A	Registrar of Companies & Official Liquidator, Bihar
450	Ministry of Corporate Affairs	N/A	Registrar of Companies & Official Liquidator, Goa
451	Ministry of Corporate Affairs	N/A	Registrar of Companies & Official Liquidator, Himachal Pradesh
452	Ministry of Corporate Affairs	N/A	Registrar of Companies & Official Liquidator, Jammu
453	Ministry of Corporate Affairs	N/A	Registrar of Companies & Official Liquidator, Jharkhand
454	Ministry of Corporate Affairs	N/A	Registrar of Companies & Official Liquidator, Orissa
455	Ministry of Corporate Affairs	N/A	Registrar of Companies & Official Liquidator, Rajasthan
456	Ministry of Corporate Affairs	N/A	Registrar of Companies & Official Liquidator, Uttarakhand
457	Ministry of Corporate Affairs	N/A	Registrar of Companies cum Official Liquidator Chhatisgarh
458	Ministry of Corporate Affairs	N/A	Registrar of Companies, Bengaluru
459	Ministry of Corporate Affairs	N/A	Registrar of Companies, Coimbatore
460	Ministry of Corporate Affairs	N/A	Registrar of Companies, Delhi and Haryana
461	Ministry of Corporate Affairs	N/A	Registrar of Companies, Gujarat
462	Ministry of Corporate Affairs	N/A	Registrar of Companies, Gwalior
463	Ministry of Corporate Affairs	N/A	Registrar of Companies, Kochi
464	Ministry of Corporate Affairs	N/A	Registrar of Companies, Mumbai

465	Ministry of Corporate Affairs	N/A	Registrar of Companies, Puducherry
466	Ministry of Corporate Affairs	N/A	Registrar of Companies, Pune
467	Ministry of Corporate Affairs	N/A	Registrar of Companies, Punjab
468	Ministry of Corporate Affairs	N/A	Registrar of Companies, Tamil Nadu
469	Ministry of Corporate Affairs	N/A	Registrar of Companies, UP(Kanpur)
470	Ministry of Corporate Affairs	N/A	Registrar of Companies, West Bengal
471	Ministry of Corporate Affairs	N/A	Serious Fraud Investigation Office
472	Ministry of Culture	N/A	Allahabad Museum
473	Ministry of Culture	N/A	Anthropological Survey of India
474	Ministry of Culture	N/A	Archaeological Survey of India
475	Ministry of Culture	N/A	Asiatic Society
476	Ministry of Culture	N/A	Central Institute of Buddhist Studies.
477	Ministry of Culture	N/A	Central Institute of Himalayan Culture Studies, Dahung
478	Ministry of Culture	N/A	Central Reference Library
479	Ministry of Culture	N/A	Central University of Tibetan Studies (Deemed University).
480	Ministry of Culture	N/A	Centre for Cultural Resources and Training
481	Ministry of Culture	N/A	Delhi Public Library
482	Ministry of Culture	N/A	Eastern Zonal Cultural Centre
483	Ministry of Culture	N/A	Gandhi Smriti Darshan Samiti
484	Ministry of Culture	N/A	Indira Gandhi National Centre for the Arts
485	Ministry of Culture	N/A	Indira Gandhi Rashtriya Manav Sangrahalaya
486	Ministry of Culture	N/A	Khuda Bakhsh Oriental Public Library
487	Ministry of Culture	N/A	Lalit Kala Akademi
488	Ministry of Culture	N/A	Maulana Abul Kalam Azad Instt. of Asian Studies.
489	Ministry of Culture	N/A	Ministry of Culture
490	Ministry of Culture	N/A	National Council of Science Museums. (Hqrs./CRTL)
491	Ministry of Culture	N/A	National Culture Fund
492	Ministry of Culture	N/A	National Gallery of Modern Arts
493	Ministry of Culture	N/A	National Library
494	Ministry of Culture	N/A	National Museum
495	Ministry of Culture	N/A	National Museum Institute of History of Art Conservation and Museology Janpath New Delhi.
496	Ministry of Culture	N/A	National Research Laboratory for Conservation of Cultural Property.
497	Ministry of Culture	N/A	Nava Nalanda Mahavihara
498	Ministry of Culture	N/A	Nehru Memorial Museum & Library
499	Ministry of Culture	N/A	North Zone Cultural Centre, Patiala
500	Ministry of Culture	N/A	Raja Rammohan Roy Library Foundation.
501	Ministry of Culture	N/A	Rampur Raza Library
502	Ministry of Culture	N/A	Sahitya Akademi
503	Ministry of Culture	N/A	Salar Jung Museum
504	Ministry of Culture	N/A	Sangeet Natak Akademi
505	Ministry of Culture	N/A	South Central Zone Cultural Centre
506	Ministry of Culture	N/A	Victoria Memorial Hall
507	Ministry of Culture	N/A	West Zone Cultural Centre

508	Ministry of Defence	Department of Defence	Armed Forces Films & Photo Division
509	Ministry of Defence	Department of Defence	Border Road Organisation
510	Ministry of Defence	Department of Defence	Border Roads Development Board (BRDB)
511	Ministry of Defence	Department of Defence	College of Defence Management
512	Ministry of Defence	Department of Defence	Controller General of Defence Accounts (CGDA)
513	Ministry of Defence	Department of Defence	Defence Services Staff College
514	Ministry of Defence	Department of Defence	Department of Defence
515	Ministry of Defence	Department of Defence	Directorate General Defence Estates (DGDE)
516	Ministry of Defence	Department of Defence	Directorate General, Armed Forces Medical Services
517	Ministry of Defence	Department of Defence	Directorate of Public Relations
518	Ministry of Defence	Department of Defence	Headquarters Integrated Defence Staff
519	Ministry of Defence	Department of Defence	Himalayan Mountaineering Institute (HMI)
520	Ministry of Defence	Department of Defence	History Division
521	Ministry of Defence	Department of Defence	Indian Air Force
522	Ministry of Defence	Department of Defence	Indian Army
523	Ministry of Defence	Department of Defence	Indian Coast Guard
524	Ministry of Defence	Department of Defence	Indian Navy
525	Ministry of Defence	Department of Defence	Institute for Defence Studies and Analyses
526	Ministry of Defence	Department of Defence	Jawahar Institute of Mountaineering & Winter Sports (JIM)
527	Ministry of Defence	Department of Defence	Military Engineer Services
528	Ministry of Defence	Department of Defence	National Cadet Corps (NCC)
529	Ministry of Defence	Department of Defence	National Defence College
530	Ministry of Defence	Department of Defence	National Institute of Mountaineering and Allied Sports (NIMAS)
531	Ministry of Defence	Department of Defence	Nehru Institute of Mountaineering (NIM)
532	Ministry of Defence	Department of Defence	Office of Chief Administrative Officer (CAO)
533	Ministry of Defence	Department of Defence	Security Office
534	Ministry of Defence	Department of Defence	Services Sports Control Board (SSCB)
535	Ministry of Defence	Department of Defence	Weapons and Electronics Systems Engineering Establishment
536	Ministry of Defence	Department of Defence Production	BEML Limited
537	Ministry of Defence	Department of Defence Production	Bharat Dynamics Ltd.
538	Ministry of Defence	Department of Defence Production	Bharat Electronics Ltd.
539	Ministry of Defence	Department of Defence Production	Department of Defence Production
540	Ministry of Defence	Department of Defence Production	Directorate General of Aeronautical Quality Assurance
541	Ministry of Defence	Department of Defence Production	Directorate General of Quality Assurance
542	Ministry of Defence	Department of Defence Production	Dte of Planning and Coordination
543	Ministry of Defence	Department of Defence Production	Garden Reach Shipbuilders and Engineers Limited
544	Ministry of Defence	Department of Defence Production	Goa Shipyard Limited

545	Ministry of Defence	Department of Defence Production	Hindustan Aeronautics Ltd.
546	Ministry of Defence	Department of Defence Production	Hindustan Shipyard Ltd
547	Ministry of Defence	Department of Defence Production	Mazagon Dock Shipbuilders Limited
548	Ministry of Defence	Department of Defence Production	MIDHANI Limited
549	Ministry of Defence	Department of Defence Production	Ordnance Factory Board
550	Ministry of Defence	Department of Defence Research & Development	Aeronautical Development Agency
551	Ministry of Defence	Department of Defence Research & Development	Defence Institute of Advanced Technology
552	Ministry of Defence	Department of Defence Research & Development	Defence Research and Development Organization
553	Ministry of Defence	Department of Defence Research & Development	Department of Defence Research & Development
554	Ministry of Defence	Department of Defence Research & Development	Society for Integrated circuit Technology and Applied Research
555	Ministry of Defence	Department of Ex-Servicemen Welfare	Department of Ex-Servicemen Welfare
556	Ministry of Development of North Eastern Region	N/A	Ministry of Development of North Eastern Region
557	Ministry of Development of North Eastern Region	N/A	North Eastern Council (NEC)
558	Ministry of Development of North Eastern Region	N/A	North Eastern Development Finance Corp. (NEDFi)
559	Ministry of Development of North Eastern Region	N/A	North Eastern Handicrafts and Handlooms Development Corporation (NEHDC)
560	Ministry of Development of North Eastern Region	N/A	North Eastern Regional Agricultural Marketing Corporation (NERAMAC)
561	Ministry of Earth Sciences	N/A	Centre for Marine Living Resources and Ecology
562	Ministry of Earth Sciences	N/A	India Meteorological Department
563	Ministry of Earth Sciences	N/A	Indian Institute of Tropical Meteorology
564	Ministry of Earth Sciences	N/A	Indian National Centre for Ocean Information Services
565	Ministry of Earth Sciences	N/A	Ministry of Earth Sciences
566	Ministry of Earth Sciences	N/A	National Centre for Antarctic and Ocean Research
567	Ministry of Earth Sciences	N/A	National Centre for Coastal Research
568	Ministry of Earth Sciences	N/A	National Centre for Medium Range Weather Forecasting
569	Ministry of Earth Sciences	N/A	National Institute of Ocean Technology
570	Ministry of Earth Sciences	N/A	Pr.AO, MoES
571	Ministry of Electronics & Information Technology	Deptt of Information Technology	Centre for Development of Advanced Computing (CDAC)
572	Ministry of Electronics & Information Technology	Deptt of Information Technology	Centre for Materials for Electronics Technology (C MET)
573	Ministry of Electronics & Information Technology	Deptt of Information Technology	Deptt of Information Technology

574	Ministry of Electronics & Information Technology	Deptt of Information Technology	Education & Research in Computer Networking (ERNET)
575	Ministry of Electronics & Information Technology	Deptt of Information Technology	National Informatic Centre Services Incorporation(NICSI)
576	Ministry of Electronics & Information Technology	Deptt of Information Technology	National Informatics Centre
577	Ministry of Electronics & Information Technology	Deptt of Information Technology	National Institute of Electronics and Information Technology (NIELIT)
578	Ministry of Electronics & Information Technology	Deptt of Information Technology	National Internet Exchange of India
579	Ministry of Electronics & Information Technology	Deptt of Information Technology	Society for Applied Microwave Electronics Engineering and Research (SAMEER)
580	Ministry of Electronics & Information Technology	Deptt of Information Technology	Software Technology Parks of India (STPI)
581	Ministry of Electronics & Information Technology	Deptt of Information Technology	Standardization, Testing and Quality Certification (STQC)
582	Ministry of Electronics & Information Technology	Deptt of Information Technology	Unique Identification Authority of India(UIDAI)
583	Ministry of Environment & Forests	N/A	Botanical Survey of India, Kolkatta
584	Ministry of Environment & Forests	N/A	Central Regional Office, Lucknow
585	Ministry of Environment & Forests	N/A	Central Zoo Authority, New Delhi
586	Ministry of Environment & Forests	N/A	Directorate of Forest Education, Dehradun
587	Ministry of Environment & Forests	N/A	Forest Survey of India, Dehradun
588	Ministry of Environment & Forests	N/A	Gobind Ballabh Pant Institute of Himalayan Environment and Development, Almora
589	Ministry of Environment & Forests	N/A	Indian Council of Forestry Research and Education, Dehradun
590	Ministry of Environment & Forests	N/A	Indian Institute of Forests Management, Bhopal
591	Ministry of Environment & Forests	N/A	Indian Plywood Industries Research and Training Institute, Bangalore
592	Ministry of Environment & Forests	N/A	Indira Gandhi National Forest Academy, Dehradun
593	Ministry of Environment & Forests	N/A	Ministry of Environment & Forests
594	Ministry of Environment & Forests	N/A	National Biodiversity Authority
595	Ministry of Environment & Forests	N/A	National Centre for Sustainable Coastal Management (NCSCM)
596	Ministry of Environment & Forests	N/A	National Green Tribunal
597	Ministry of Environment & Forests	N/A	National Museum of Natural History, New Delhi
598	Ministry of Environment & Forests	N/A	National Zoological Park, New Delhi
599	Ministry of Environment & Forests	N/A	North Eastern Regional Office, Shillong
600	Ministry of Environment & Forests	N/A	Northern Regional Office, Chandigarh
601	Ministry of Environment & Forests	N/A	Regional Office, Bhopal
602	Ministry of Environment & Forests	N/A	Regional Office, Bhubaneswar
603	Ministry of Environment & Forests	N/A	Regional Office, Chennai
604	Ministry of Environment & Forests	N/A	Regional Office, Dehradun
605	Ministry of Environment & Forests	N/A	Regional Office, Nagpur
606	Ministry of Environment & Forests	N/A	Regional Office, Ranchi
607	Ministry of Environment & Forests	N/A	Regional Office, Bangalore
608	Ministry of Environment & Forests	N/A	Wildlife Crime Control Bureau Head Quarter
609	Ministry of Environment & Forests	N/A	Wildlife Crime Control Bureau, Chennai

610	Ministry of Environment & Forests	N/A	Wildlife Crime Control Bureau, Kolkatta
611	Ministry of Environment & Forests	N/A	Wildlife Crime Control Bureau, Mumbai
612	Ministry of Environment & Forests	N/A	Wildlife Crime Control Bureau, New Delhi
613	Ministry of Environment & Forests	N/A	Wildlife Institute of India, Dehradun
614	Ministry of Environment & Forests	N/A	Zoological Survey of India, Kotkatta
615	Ministry of External Affairs	N/A	Assistant High Commission of India, Chittagong, Bangladesh
616	Ministry of External Affairs	N/A	Assistant High Commission of India, Kandy, Sri Lanka
617	Ministry of External Affairs	N/A	Assistant High Commission of India, Mombasa, Kenya
618	Ministry of External Affairs	N/A	Assistant High Commission of India, Rajshahi, Bangladesh
619	Ministry of External Affairs	N/A	Assistant High Commission of India, Sylhet
620	Ministry of External Affairs	N/A	Consulate General of India, Bali
621	Ministry of External Affairs	N/A	Consulate General of India, Bandar Abbas, Iran
622	Ministry of External Affairs	N/A	Consulate General of India, Birgunj, Nepal
623	Ministry of External Affairs	N/A	Consulate General of India, Birmingham, United Kingdom
624	Ministry of External Affairs	N/A	Consulate General of India, Chicago, USA
625	Ministry of External Affairs	N/A	Consulate General of India, Dubai, UAE
626	Ministry of External Affairs	N/A	Consulate General of India, Durban, South Africa
627	Ministry of External Affairs	N/A	Consulate General of India, Erbil (Kurdistan)
628	Ministry of External Affairs	N/A	Consulate General of India, Frankfurt, Germany
629	Ministry of External Affairs	N/A	Consulate General of India, Guangzhou, China
630	Ministry of External Affairs	N/A	Consulate General of India, Hambantota, Sri Lanka
631	Ministry of External Affairs	N/A	Consulate General of India, Hamburg, Germany
632	Ministry of External Affairs	N/A	Consulate General of India, Ho Chi Minh City, Vietnam
633	Ministry of External Affairs	N/A	Consulate General of India, Hongkong
634	Ministry of External Affairs	N/A	Consulate general of India, Houston, USA
635	Ministry of External Affairs	N/A	Consulate General of India, Istanbul, Turkey
636	Ministry of External Affairs	N/A	Consulate General of India, Jaffna, Sri Lanka
637	Ministry of External Affairs	N/A	Consulate General of India, Jeddah, Saudi Arabia
638	Ministry of External Affairs	N/A	Consulate General of India, Johannesburg, South Africa
639	Ministry of External Affairs	N/A	Consulate General of India, Juba, Sudan
640	Ministry of External Affairs	N/A	Consulate General of India, Kandahar, Afghanistan
641	Ministry of External Affairs	N/A	Consulate General of India, Mandalay, Myanmar

642	Ministry of External Affairs	N/A	Consulate General of India, Mazar-e-Sharif, Afghanistan
643	Ministry of External Affairs	N/A	Consulate General of India, Medan, Indonesia
644	Ministry of External Affairs	N/A	Consulate General of India, Melbourne, Australia
645	Ministry of External Affairs	N/A	Consulate General of India, Munich, Germany
646	Ministry of External Affairs	N/A	Consulate General of India, New York, USA
647	Ministry of External Affairs	N/A	Consulate General of India, Osaka-Kobe, Japan
648	Ministry of External Affairs	N/A	Consulate General of India, Perth, Australia
649	Ministry of External Affairs	N/A	Consulate General of India, Phuentsholing, Bhutan
650	Ministry of External Affairs	N/A	Consulate General of India, Saint Denis, Reunion Island
651	Ministry of External Affairs	N/A	Consulate General of India, San Francisco, USA
652	Ministry of External Affairs	N/A	Consulate General of India, Sao Paulo, Brazil
653	Ministry of External Affairs	N/A	Consulate General of India, Shanghai, China
654	Ministry of External Affairs	N/A	Consulate General of India, Sittwe, Myanmar
655	Ministry of External Affairs	N/A	Consulate General of India, St. Petersburg, Russian federation
656	Ministry of External Affairs	N/A	Consulate General of India, Sydney, Australia
657	Ministry of External Affairs	N/A	Consulate General of India, Toronto, Canada
658	Ministry of External Affairs	N/A	Consulate General of India, Vladivostok, Russian Federation
659	Ministry of External Affairs	N/A	Consulate General of India, Zahidan, Iran
660	Ministry of External Affairs	N/A	Consulate General of India, Zanzibar, Tanzania
661	Ministry of External Affairs	N/A	Consulate of India, Chiangmai, Thailand
662	Ministry of External Affairs	N/A	CPV Division
663	Ministry of External Affairs	N/A	Embassy of India Brazzaville
664	Ministry of External Affairs	N/A	Embassy of India, Abu Dhabi, UAE
665	Ministry of External Affairs	N/A	Embassy of India, Algiers, Algeria
666	Ministry of External Affairs	N/A	Embassy of India, Amman, Jordan
667	Ministry of External Affairs	N/A	Embassy of India, Antananarivo, Madagascar
668	Ministry of External Affairs	N/A	Embassy of India, Ashgabat, Turkmenistan
669	Ministry of External Affairs	N/A	Embassy of India, Astana, Kazakhstan
670	Ministry of External Affairs	N/A	Embassy of India, Baghdad, Iraq
671	Ministry of External Affairs	N/A	Embassy of India, Baku, Azerbaijan
672	Ministry of External Affairs	N/A	Embassy of India, Bamako, Mali
673	Ministry of External Affairs	N/A	Embassy of India, Bangkok, Thailand
674	Ministry of External Affairs	N/A	Embassy of India, Beirut, Lebanon
675	Ministry of External Affairs	N/A	Embassy of India, Belgrade, Republic of Serbia
676	Ministry of External Affairs	N/A	Embassy of India, Berne, Switzerland

677	Ministry of External Affairs	N/A	Embassy of India, Bishkek, Kyrgyztan
678	Ministry of External Affairs	N/A	Embassy of India, Bogota, Colombia
679	Ministry of External Affairs	N/A	Embassy of India, Brasilia, Brazil
680	Ministry of External Affairs	N/A	Embassy of India, Bratislava, Slovak Republic
681	Ministry of External Affairs	N/A	Embassy of India, Brussels, Belgium
682	Ministry of External Affairs	N/A	Embassy of India, Budapest, Hungary
683	Ministry of External Affairs	N/A	Embassy of India, Buenos Aires, Argentina
684	Ministry of External Affairs	N/A	Embassy of India, Cairo, Egypt
685	Ministry of External Affairs	N/A	Embassy of India, Caracas, Venezuela
686	Ministry of External Affairs	N/A	Embassy of India, Dakar, Senegal
687	Ministry of External Affairs	N/A	Embassy of India, Damascus, Syria
688	Ministry of External Affairs	N/A	Embassy of India, Djibouti
689	Ministry of External Affairs	N/A	Embassy of India, Doha, Qatar
690	Ministry of External Affairs	N/A	Embassy of India, Dublin, Ireland
691	Ministry of External Affairs	N/A	Embassy of India, Guatemala City, Guatemala
692	Ministry of External Affairs	N/A	Embassy of India, Hanoi, Vietnam
693	Ministry of External Affairs	N/A	Embassy of India, Harare, Zimbabwe
694	Ministry of External Affairs	N/A	Embassy of India, Helsinki, Finland
695	Ministry of External Affairs	N/A	Embassy of India, Istanbul, Turkey
696	Ministry of External Affairs	N/A	Embassy of India, Jakarta, Indonesia
697	Ministry of External Affairs	N/A	Embassy of India, Kathmandu, Nepal
698	Ministry of External Affairs	N/A	Embassy of India, Khartoum, Sudan
699	Ministry of External Affairs	N/A	Embassy of India, Kyiv, Ukraine
700	Ministry of External Affairs	N/A	Embassy of India, Lisbon, Portugal
701	Ministry of External Affairs	N/A	Embassy of India, Ljubljana, Slovenia
702	Ministry of External Affairs	N/A	Embassy of India, Luanda, Angola
703	Ministry of External Affairs	N/A	Embassy of India, Madrid, Spain
704	Ministry of External Affairs	N/A	Embassy of India, Malabo
705	Ministry of External Affairs	N/A	Embassy of India, Manila, Philippines
706	Ministry of External Affairs	N/A	Embassy of India, Mexico
707	Ministry of External Affairs	N/A	Embassy of India, Minsk, Belarus
708	Ministry of External Affairs	N/A	Embassy of India, Moscow, Russian Federation
709	Ministry of External Affairs	N/A	Embassy of India, Muscat, Sultanate of Oman
710	Ministry of External Affairs	N/A	Embassy of India, Niamey, Niger
711	Ministry of External Affairs	N/A	Embassy of India, Oslo, Norway
712	Ministry of External Affairs	N/A	Embassy of India, Panama
713	Ministry of External Affairs	N/A	Embassy of India, Paramaribo, Suriname
714	Ministry of External Affairs	N/A	Embassy of India, Paris, France
715	Ministry of External Affairs	N/A	Embassy of India, Pnom Penh, Cambodia
716	Ministry of External Affairs	N/A	Embassy of India, Prague, Czech Republic
717	Ministry of External Affairs	N/A	Embassy of India, Rabat, Morocco

718	Ministry of External Affairs	N/A	Embassy of India, Riyadh, Saudi Arabia
719	Ministry of External Affairs	N/A	Embassy of India, Rome, Italy
720	Ministry of External Affairs	N/A	Embassy of India, Safat, Kuwait
721	Ministry of External Affairs	N/A	Embassy of India, Sana'a, Yemen
722	Ministry of External Affairs	N/A	Embassy of India, Seoul, Republic of Korea
723	Ministry of External Affairs	N/A	Embassy of India, Sofia, Bulgaria
724	Ministry of External Affairs	N/A	Embassy of India, Stockholm, Sweden
725	Ministry of External Affairs	N/A	Embassy of India, Tashkent, Uzbekistan
726	Ministry of External Affairs	N/A	Embassy of India, Tehran, Iran
727	Ministry of External Affairs	N/A	Embassy of India, Tel Aviv, Israel
728	Ministry of External Affairs	N/A	Embassy of India, Tokyo, Japan
729	Ministry of External Affairs	N/A	Embassy of India, Tunis, Tunisia
730	Ministry of External Affairs	N/A	Embassy of India, Ulaanbaatar, Mongolia
731	Ministry of External Affairs	N/A	Embassy of India, Vientiane, Lao People's Democratic Republic
732	Ministry of External Affairs	N/A	Embassy of India, Warsaw
733	Ministry of External Affairs	N/A	Embassy of India, Washington, USA
734	Ministry of External Affairs	N/A	Embassy of India, Yangon, Myanmar
735	Ministry of External Affairs	N/A	Embassy of India, Zagreb, Croatia
736	Ministry of External Affairs	N/A	Embassy of India, Abidjan, Ivory Coast
737	Ministry of External Affairs	N/A	Embassy of India, Berlin, Germany
738	Ministry of External Affairs	N/A	Embassy of India, Bucharest, Romania
739	Ministry of External Affairs	N/A	Embassy of India, Copenhagen, Denmark
740	Ministry of External Affairs	N/A	Embassy of India, Kabul, Afghanistan
741	Ministry of External Affairs	N/A	Embassy of India, Manama, Bahrain
742	Ministry of External Affairs	N/A	Embassy of India, Reykjavik, Iceland
743	Ministry of External Affairs	N/A	Embassy of India, Santiago, Chile
744	Ministry of External Affairs	N/A	Embassy of India, Thimphu, Bhutan
745	Ministry of External Affairs	N/A	Embassy of India, Vienna, Austria
746	Ministry of External Affairs	N/A	Embassy of India, Yerevan, Armenia
747	Ministry of External Affairs	N/A	High Commission of India, Abuja, Nigeria
748	Ministry of External Affairs	N/A	High Commission of India, Accra, Ghana
749	Ministry of External Affairs	N/A	High Commission of India, Canberra, Australia
750	Ministry of External Affairs	N/A	High Commission of India, Colombo, Sri Lanka
751	Ministry of External Affairs	N/A	High Commission of India, Dar es Salaam, Tanzania
752	Ministry of External Affairs	N/A	High Commission of India, Georgetown, Guyana
753	Ministry of External Affairs	N/A	High Commission of India, Kigali (Rwanda)
754	Ministry of External Affairs	N/A	High Commission of India, Kuala Lumpur, Malaysia
755	Ministry of External Affairs	N/A	High Commission of India, Lilongwe (Malawi)

756	Ministry of External Affairs	N/A	High Commission of India, London, United Kingdom
757	Ministry of External Affairs	N/A	High Commission of India, Lusaka, Zambia
758	Ministry of External Affairs	N/A	High Commission of India, Malta
759	Ministry of External Affairs	N/A	High Commission of India, Maputo, Mozambique
760	Ministry of External Affairs	N/A	High Commission of India, Nairobi, Kenya
761	Ministry of External Affairs	N/A	High Commission of India, Nicosia, Cyprus
762	Ministry of External Affairs	N/A	High Commission of India, Ottawa, Canada
763	Ministry of External Affairs	N/A	High Commission of India, Port Louis, Mauritius
764	Ministry of External Affairs	N/A	High Commission of India, Port Moresby, Papua New Guinea
765	Ministry of External Affairs	N/A	High Commission of India, Pretoria, South Africa
766	Ministry of External Affairs	N/A	High Commission of India, Singapore
767	Ministry of External Affairs	N/A	High Commission of India, Suva, Fiji islands
768	Ministry of External Affairs	N/A	High Commission of India, Trinidad & Tobago, West Indies
769	Ministry of External Affairs	N/A	High Commission of India, Victoria, Seychelles
770	Ministry of External Affairs	N/A	High Commission of India, Wellington, New Zealand
771	Ministry of External Affairs	N/A	High Commission of India, Windhoek, Namibia
772	Ministry of External Affairs	N/A	High Commission of India, Yaounde(Cameroon)
773	Ministry of External Affairs	N/A	High Commission of India, Bandar Seri Begawan, Brunei Darussalam
774	Ministry of External Affairs	N/A	High Commission of India, Dhaka, Bangladesh
775	Ministry of External Affairs	N/A	High Commission of India, Gaborone, Botswana
776	Ministry of External Affairs	N/A	High Commission of India, Kampala, Uganda
777	Ministry of External Affairs	N/A	Indian Council for Cultural Relations
778	Ministry of External Affairs	N/A	Indian Council of World Affairs
779	Ministry of External Affairs	N/A	Indian Mission to ASEAN, Jakarta
780	Ministry of External Affairs	N/A	Ministry of External Affairs
781	Ministry of External Affairs	N/A	Office of the High Commission of India, Lagos, Nigeria
782	Ministry of External Affairs	N/A	Passport Office
783	Ministry of External Affairs	N/A	Passport Seva Division
784	Ministry of External Affairs	N/A	Permanent Mission of India to the UN Offices in Geneva, Switzerland
785	Ministry of External Affairs	N/A	Permanent Mission of India to the UN, New York, USA
786	Ministry of External Affairs	N/A	Representative Office of India, Ramallah City, State of Palestine
787	Ministry of Finance	Department of Economic Affairs	Department of Economic Affairs
788	Ministry of Finance	Department of Economic Affairs	India Security Press, Nashik Road
789	Ministry of Finance	Department of Economic Affairs	National Savings Institute (NSI)

790	Ministry of Finance	Department of Economic Affairs	Securities and Exchange Board of India (SEBI), Head Office
791	Ministry of Finance	Department of Economic Affairs	SPMCIL - India Government Mint, Kolkata
792	Ministry of Finance	Department of Economic Affairs	SPMCIL - India Government Mint, Mumbai
793	Ministry of Finance	Department of Economic Affairs	SPMCIL - India Government Mint, Noida
794	Ministry of Finance	Department of Economic Affairs	SPMCIL Bank Note Press , Dewas (Madhya-Pradesh)
795	Ministry of Finance	Department of Economic Affairs	SPMCIL Corporate Office
796	Ministry of Finance	Department of Economic Affairs	SPMCIL Currency Note Press Nashik
797	Ministry of Finance	Department of Economic Affairs	SPMCIL India Government Mint, Hyderabad
798	Ministry of Finance	Department of Economic Affairs	SPMCIL Security Paper Mill, Hoshangabad
799	Ministry of Finance	Department of Economic Affairs	SPMCIL Security Printing Press Hyderabad
800	Ministry of Finance	Department of Expenditure	Central Pension Accounting Office
801	Ministry of Finance	Department of Expenditure	Controller General of Accounts
802	Ministry of Finance	Department of Expenditure	Department of Expenditure
803	Ministry of Finance	Department of Financial Services	Agriculture Insurance Company of India Ltd.
804	Ministry of Finance	Department of Financial Services	Bank of Baroda
805	Ministry of Finance	Department of Financial Services	Bank of India
806	Ministry of Finance	Department of Financial Services	Bank of Maharashtra
807	Ministry of Finance	Department of Financial Services	Banks Board Bureau
808	Ministry of Finance	Department of Financial Services	Canara Bank
809	Ministry of Finance	Department of Financial Services	Central Bank
810	Ministry of Finance	Department of Financial Services	Debt Recovery Tribunal - I, Bangalore
811	Ministry of Finance	Department of Financial Services	Debt Recovery Tribunal - II, Bangalore
812	Ministry of Finance	Department of Financial Services	Debts Recovery Tribunal - III, Chandigarh
813	Ministry of Finance	Department of Financial Services	Debts Recovery Tribunal Chandigarh II
814	Ministry of Finance	Department of Financial Services	Debts Recovery Tribunal, Ahmedabad II
815	Ministry of Finance	Department of Financial Services	Department of Financial Services
816	Ministry of Finance	Department of Financial Services	DRAT, Allahabad
817	Ministry of Finance	Department of Financial Services	DRAT, Chennai
818	Ministry of Finance	Department of Financial Services	DRAT, Delhi
819	Ministry of Finance	Department of Financial Services	DRAT, Kolkata
820	Ministry of Finance	Department of Financial Services	DRAT, Mumbai

821	Ministry of Finance	Department of Financial Services	DRT Cuttack
822	Ministry of Finance	Department of Financial Services	DRT I, Hyderabad
823	Ministry of Finance	Department of Financial Services	DRT II Mumbai
824	Ministry of Finance	Department of Financial Services	DRT II, Ernakulam
825	Ministry of Finance	Department of Financial Services	DRT II, Hyderabad
826	Ministry of Finance	Department of Financial Services	DRT II, Kolkata
827	Ministry of Finance	Department of Financial Services	DRT III Kolkata
828	Ministry of Finance	Department of Financial Services	DRT, Ahmedabad
829	Ministry of Finance	Department of Financial Services	DRT, Allahabad
830	Ministry of Finance	Department of Financial Services	DRT, Aurangabad
831	Ministry of Finance	Department of Financial Services	DRT, Chandigarh
832	Ministry of Finance	Department of Financial Services	DRT, Chennai
833	Ministry of Finance	Department of Financial Services	DRT, Coimbatore
834	Ministry of Finance	Department of Financial Services	DRT, Dehradun
835	Ministry of Finance	Department of Financial Services	DRT, Delhi
836	Ministry of Finance	Department of Financial Services	DRT, Ernakulam
837	Ministry of Finance	Department of Financial Services	DRT, Jaipur
838	Ministry of Finance	Department of Financial Services	DRT, Kolkata
839	Ministry of Finance	Department of Financial Services	DRT, Lucknow
840	Ministry of Finance	Department of Financial Services	DRT, Madurai
841	Ministry of Finance	Department of Financial Services	DRT, Nagpur
842	Ministry of Finance	Department of Financial Services	DRT, Patna
843	Ministry of Finance	Department of Financial Services	DRT, Pune
844	Ministry of Finance	Department of Financial Services	DRT, Ranchi
845	Ministry of Finance	Department of Financial Services	DRT, Siliguri
846	Ministry of Finance	Department of Financial Services	DRT, Vishakhapatnam
847	Ministry of Finance	Department of Financial Services	DRT-II Chennai
848	Ministry of Finance	Department of Financial Services	DRT-II Delhi
849	Ministry of Finance	Department of Financial Services	DRT-III, Chennai
850	Ministry of Finance	Department of Financial Services	DRT-III, Delhi
851	Ministry of Finance	Department of Financial Services	DRT-Jabalpur

852	Ministry of Finance	Department of Financial Services	Executive Council of Insurers
853	Ministry of Finance	Department of Financial Services	Export Import Bank of India (EXIM Bank)
854	Ministry of Finance	Department of Financial Services	General Insurance Corporation of India
855	Ministry of Finance	Department of Financial Services	IDBI Bank Ltd.
856	Ministry of Finance	Department of Financial Services	IFCI Limited (IFCI)
857	Ministry of Finance	Department of Financial Services	India Infrastructure Finance Co. Ltd. (IIFCL)
858	Ministry of Finance	Department of Financial Services	Indian Bank
859	Ministry of Finance	Department of Financial Services	Indian Overseas Bank
860	Ministry of Finance	Department of Financial Services	Institute of Actuaries of India
861	Ministry of Finance	Department of Financial Services	Insurance Regulatory and Development Authority
862	Ministry of Finance	Department of Financial Services	Life Insurance Corporation of India
863	Ministry of Finance	Department of Financial Services	Mumbai Debts Recovery Tribunal No.1
864	Ministry of Finance	Department of Financial Services	Mumbai Debts Recovery Tribunal No.Three
865	Ministry of Finance	Department of Financial Services	National Bank for Agriculture and Rural Development(NABARD)
866	Ministry of Finance	Department of Financial Services	National Housing Bank (NHB)
867	Ministry of Finance	Department of Financial Services	National Insurance Company Limited
868	Ministry of Finance	Department of Financial Services	Office of the Custodian
869	Ministry of Finance	Department of Financial Services	Office of the Insurance Ombudsman, Ahmedabad
870	Ministry of Finance	Department of Financial Services	Office of the Insurance Ombudsman, Bhopal
871	Ministry of Finance	Department of Financial Services	Office of the Insurance Ombudsman, Chandigarh
872	Ministry of Finance	Department of Financial Services	Office of the Insurance Ombudsman, Chennai
873	Ministry of Finance	Department of Financial Services	Office of the Insurance Ombudsman, Ernakulam
874	Ministry of Finance	Department of Financial Services	Office of the Insurance Ombudsman, Guwahati
875	Ministry of Finance	Department of Financial Services	Office of the Insurance Ombudsman, Hyderabad
876	Ministry of Finance	Department of Financial Services	Office of the Insurance Ombudsman, Jaipur
877	Ministry of Finance	Department of Financial Services	Office of the Insurance Ombudsman, Kolkata
878	Ministry of Finance	Department of Financial Services	Office of the Insurance Ombudsman, Lucknow
879	Ministry of Finance	Department of Financial Services	Office of the Insurance Ombudsman, Mumbai
880	Ministry of Finance	Department of Financial Services	Office of the Insurance Ombudsman, New Delhi
881	Ministry of Finance	Department of Financial Services	Office of the Insurance Ombudsman, Noida
882	Ministry of Finance	Department of Financial Services	Office of the Insurance Ombudsman, Patna

883	Ministry of Finance	Department of Financial Services	Office of the Insurance Ombudsman, Pune
884	Ministry of Finance	Department of Financial Services	Pension Fund Regulatory and Development Authority
885	Ministry of Finance	Department of Financial Services	Punjab & Sind Bank
886	Ministry of Finance	Department of Financial Services	Punjab National Bank
887	Ministry of Finance	Department of Financial Services	Reserve Bank of India
888	Ministry of Finance	Department of Financial Services	Small Industries Development Bank of India (SIDBI)
889	Ministry of Finance	Department of Financial Services	State Bank of India
890	Ministry of Finance	Department of Financial Services	Stressed Assets Stabilization Fund (SASF)
891	Ministry of Finance	Department of Financial Services	The New India Assurance Company Ltd.
892	Ministry of Finance	Department of Financial Services	The Oriental Insurance Co. Ltd.
893	Ministry of Finance	Department of Financial Services	Union Bank of India
894	Ministry of Finance	Department of Financial Services	United Commercial Bank (UCO)
895	Ministry of Finance	Department of Financial Services	United India Insurance Co. Ltd.
896	Ministry of Finance	Department of Investment and Public Asset Management	Department of Investment and Public Asset Management
897	Ministry of Finance	Department of Investment and Public Asset Management	Specified Undertaking of Unit Trust of India (SUUTI), Mumbai
898	Ministry of Finance	Department of Investment and Public Asset Management	UTI Infrastructure Technology And Services Limited
899	Ministry of Finance	Department of Revenue	CBDT Director (ITCC)
900	Ministry of Finance	Department of Revenue	Central Board of Indirect Taxes and Customs (CBIC)
901	Ministry of Finance	Department of Revenue	Central Revenues Control Laboratory
902	Ministry of Finance	Department of Revenue	Chief Commissioner (AR), CESTAT
903	Ministry of Finance	Department of Revenue	Chief Commissioner of Central Excise & Customs, Pune Zone
904	Ministry of Finance	Department of Revenue	Chief Commissioner of Central Excise, Bangalore Zone
905	Ministry of Finance	Department of Revenue	Chief Commissioner of Central Excise, GST & Customs, Trivendrum Zone
906	Ministry of Finance	Department of Revenue	Chief Commissioner of Central Excise, Ranchi Zone, Patna
907	Ministry of Finance	Department of Revenue	Chief Commissioner of Customs & Central Excise, Nagpur Zone
908	Ministry of Finance	Department of Revenue	Chief Commissioner of Customs & Central Excise, Vadodara Zone
909	Ministry of Finance	Department of Revenue	Chief Commissioner of Customs & Central Excise, Vishakhapatnam Zone
910	Ministry of Finance	Department of Revenue	Chief Commissioner of Customs (Preventive), Tiruchirapalli
911	Ministry of Finance	Department of Revenue	Chief Commissioner of Customs and Central Excise Hyderabad Zone

912	Ministry of Finance	Department of Revenue	Chief Commissioner of Customs and Central Excise, Meerut Zone
913	Ministry of Finance	Department of Revenue	Chief Commissioner of Customs Preventive, Delhi Zone
914	Ministry of Finance	Department of Revenue	Chief Commissioner of Customs, Ahmedabad Zone
915	Ministry of Finance	Department of Revenue	Chief Commissioner of Customs, Bangalore Zone
916	Ministry of Finance	Department of Revenue	Chief Commissioner of Customs, Chennai Zone
917	Ministry of Finance	Department of Revenue	Chief Commissioner of Customs, Delhi Zone
918	Ministry of Finance	Department of Revenue	Chief Commissioner of Customs, Mumbai-I Zone
919	Ministry of Finance	Department of Revenue	Chief Commissioner of Customs, Mumbai-II Zone
920	Ministry of Finance	Department of Revenue	Chief Commissioner of Customs, Mumbai-III Zone
921	Ministry of Finance	Department of Revenue	Chief Commissioner of Customs, Patna
922	Ministry of Finance	Department of Revenue	Chief Commissioner of GST, Ahmedabad Zone
923	Ministry of Finance	Department of Revenue	Chief Commissioner of GST, Bhubaneswar
924	Ministry of Finance	Department of Revenue	Chief Commissioner of GST, Chandigarh Zone
925	Ministry of Finance	Department of Revenue	Chief Commissioner of GST, Chennai Zone
926	Ministry of Finance	Department of Revenue	Chief Commissioner of GST, Lucknow Zone
927	Ministry of Finance	Department of Revenue	Chief Commissioner of GST, Panchkula Zone
928	Ministry of Finance	Department of Revenue	Chief Commissioner of Income Tax (CCA) , Bhubaneswar
929	Ministry of Finance	Department of Revenue	Chief Commissioner of Income Tax (CCA) , Chandigarh
930	Ministry of Finance	Department of Revenue	Chief Commissioner of Income Tax (CCA) , Guwahati
931	Ministry of Finance	Department of Revenue	Chief Commissioner of Income Tax (CCA) , Jaipur
932	Ministry of Finance	Department of Revenue	Chief Commissioner of Income Tax (CCA) , Mumbai
933	Ministry of Finance	Department of Revenue	Chief Commissioner of Income Tax (CCA) , Nagpur
934	Ministry of Finance	Department of Revenue	Chief Commissioner of Income Tax (CCA) , Patna
935	Ministry of Finance	Department of Revenue	Chief Commissioner of Income Tax (CCA), Delhi
936	Ministry of Finance	Department of Revenue	Chief Commissioner, Central Excise, Delhi Zone
937	Ministry of Finance	Department of Revenue	Chief Commissioner, Central Excise, Mumbai-I Zone
938	Ministry of Finance	Department of Revenue	Chief Commissioner, CGST & Central Excise, Jaipur Zone
939	Ministry of Finance	Department of Revenue	Commissioner of Income Tax(Audit), Chandigarh
940	Ministry of Finance	Department of Revenue	Department of Revenue
941	Ministry of Finance	Department of Revenue	Director General of Income Tax (Admn.) New Delhi
942	Ministry of Finance	Department of Revenue	Director General of Income Tax (Inv.) Jaipur
943	Ministry of Finance	Department of Revenue	Director General of Income Tax (Systems) ,New Delhi

944	Ministry of Finance	Department of Revenue	Director General of Income Tax, NADT
945	Ministry of Finance	Department of Revenue	Directorate General of GST Intelligence
946	Ministry of Finance	Department of Revenue	Directorate General NACEN
947	Ministry of Finance	Department of Revenue	Directorate General of Analytics and Risk Management
948	Ministry of Finance	Department of Revenue	Directorate General of Audit
949	Ministry of Finance	Department of Revenue	Directorate General of Export Promotion
950	Ministry of Finance	Department of Revenue	Directorate General of Goods and Service Tax
951	Ministry of Finance	Department of Revenue	Directorate General of Inspection
952	Ministry of Finance	Department of Revenue	Directorate General of Systems & Data Management
953	Ministry of Finance	Department of Revenue	Directorate General of Taxpayer Services
954	Ministry of Finance	Department of Revenue	Directorate General of Valuation
955	Ministry of Finance	Department of Revenue	Directorate General of Vigilance
956	Ministry of Finance	Department of Revenue	Directorate of Enforcement
957	Ministry of Finance	Department of Revenue	Directorate of International Customs
958	Ministry of Finance	Department of Revenue	Directorate of Legal Affairs
959	Ministry of Finance	Department of Revenue	Directorate of Logistics
960	Ministry of Finance	Department of Revenue	Directorate of Organisation & Personnel Management
961	Ministry of Finance	Department of Revenue	Directorate of Revenue Intelligence
962	Ministry of Finance	Department of Revenue	DRT , Guwahati
963	Ministry of Finance	Department of Revenue	Pr. Chief Commissioner Income Tax, NWR, Chandigarh
964	Ministry of Finance	Department of Revenue	Pr.Chief Commissioner of Income Tax (CCA), Pune
965	Ministry of Finance	Department of Revenue	Pr.Chief Commissioner of Income Tax , Bangalore
966	Ministry of Food Processing Industries	N/A	Ministry of Food Processing Industries
967	Ministry of Health & Family Welfare	Department of Health & Family Welfare	AIIMS, Bhopal
968	Ministry of Health & Family Welfare	Department of Health & Family Welfare	AIIMS, Bhubaneswar
969	Ministry of Health & Family Welfare	Department of Health & Family Welfare	AIIMS, Jodhpur
970	Ministry of Health & Family Welfare	Department of Health & Family Welfare	AIIMS, Patna
971	Ministry of Health & Family Welfare	Department of Health & Family Welfare	AIIMS, Raipur
972	Ministry of Health & Family Welfare	Department of Health & Family Welfare	AIIMS, Rishikesh
973	Ministry of Health & Family Welfare	Department of Health & Family Welfare	AIRPORT BORDER QUARANTINE,AMRITSAR
974	Ministry of Health & Family Welfare	Department of Health & Family Welfare	Airport Health Organisation, Cochin
975	Ministry of Health & Family Welfare	Department of Health & Family Welfare	AIRPORT HEALTH ORGANISATION, DELHI
976	Ministry of Health & Family Welfare	Department of Health & Family Welfare	AIRPORT HEALTH ORGANISATION, KOLKATA
977	Ministry of Health & Family Welfare	Department of Health & Family Welfare	AIRPORT HEALTH ORGANISATION, MUMBAI
978	Ministry of Health & Family Welfare	Department of Health & Family Welfare	AIRPORT HEALTH ORGANISATION,CHENNAI

979	Ministry of Health & Family Welfare	Department of Health & Family Welfare	AIRPORT HEALTH ORGANISATION,TIRUCHIRAPALLI
980	Ministry of Health & Family Welfare	Department of Health & Family Welfare	ALL INDIA INSTITUTE OF HYGIENE AND PUBLIC HE,KOLKATAALTH
981	Ministry of Health & Family Welfare	Department of Health & Family Welfare	All India Institute of Medical Sciences
982	Ministry of Health & Family Welfare	Department of Health & Family Welfare	All INDIA INSTITUTE OF PHYSICAL MEDICINE AND REHABILITATION,MUMBAI
983	Ministry of Health & Family Welfare	Department of Health & Family Welfare	All India Institute of Speech and Hearing
984	Ministry of Health & Family Welfare	Department of Health & Family Welfare	ASSTT. DRUGS CONTROLLER(I),AHMEDABAD
985	Ministry of Health & Family Welfare	Department of Health & Family Welfare	ASSTT. DRUGS CONTROLLER(I),CHENNAI
986	Ministry of Health & Family Welfare	Department of Health & Family Welfare	ASSTT. DRUGS CONTROLLER(I),KOLKATTA
987	Ministry of Health & Family Welfare	Department of Health & Family Welfare	ASSTT. DRUGS CONTROLLER(I),MUMBAI
988	Ministry of Health & Family Welfare	Department of Health & Family Welfare	ASSTT. DRUGS CONTROLLER(I),NEW DELHI
989	Ministry of Health & Family Welfare	Department of Health & Family Welfare	ASSTT. DRUGS CONTROLLER(I),NHAVA,MUMBAI
990	Ministry of Health & Family Welfare	Department of Health & Family Welfare	B. C. G. VACCINE LABORATRY, CHENNAI
991	Ministry of Health & Family Welfare	Department of Health & Family Welfare	CENTRAL DRUG STANDARD CONTROL ORGANISAATION,KOLKATA
992	Ministry of Health & Family Welfare	Department of Health & Family Welfare	CENTRAL DRUGS LABORATORY, KOLKATA
993	Ministry of Health & Family Welfare	Department of Health & Family Welfare	CENTRAL DRUGS STANDARD CONTROL ORGANIS ATION ,CHENNAI
994	Ministry of Health & Family Welfare	Department of Health & Family Welfare	CENTRAL DRUGS STANDARD CONTROL ORGANISATION ,COCHIN.
995	Ministry of Health & Family Welfare	Department of Health & Family Welfare	CENTRAL DRUGS STANDARD CONTROL ORGANISATION WEST ZONE MUMBAI
996	Ministry of Health & Family Welfare	Department of Health & Family Welfare	CENTRAL DRUGS STANDARD CONTROL ORGANISZATION ,GHAZIABAD.
997	Ministry of Health & Family Welfare	Department of Health & Family Welfare	Central Drugs Standard Control Organization, HQ, New Delhi
998	Ministry of Health & Family Welfare	Department of Health & Family Welfare	CENTRAL DRUGS TESTING LABORATORY, CHENNAI
999	Ministry of Health & Family Welfare	Department of Health & Family Welfare	CENTRAL DRUGS TESTING LABORATORY,THANE,MUMBAI
1000	Ministry of Health & Family Welfare	Department of Health & Family Welfare	Central Government Health Service (CGHS), Delhi
1001	Ministry of Health & Family Welfare	Department of Health & Family Welfare	CENTRAL INSTITUTE OF PSYCHIATRY,RANCHI
1002	Ministry of Health & Family Welfare	Department of Health & Family Welfare	CENTRAL LEPROSY TRAINING RESEARCH INSTITUTE,CHENGALPATTU
1003	Ministry of Health & Family Welfare	Department of Health & Family Welfare	CENTRAL RESEARCH INSTITUTE,KASAULI
1004	Ministry of Health & Family Welfare	Department of Health & Family Welfare	Chittaranjan National Cancer Institute, Kolkata
1005	Ministry of Health & Family Welfare	Department of Health & Family Welfare	Dental Council of India

1006	Ministry of Health & Family Welfare	Department of Health & Family Welfare	Department of Health & Family Welfare
1007	Ministry of Health & Family Welfare	Department of Health & Family Welfare	DR. R. M. L. HOSPITAL,NEW DELHI
1008	Ministry of Health & Family Welfare	Department of Health & Family Welfare	Food Safety and Standard Authority of India
1009	Ministry of Health & Family Welfare	Department of Health & Family Welfare	GOVERNMENT MEDICAL STORE DEPOT,GUWAHATI
1010	Ministry of Health & Family Welfare	Department of Health & Family Welfare	GOVERNMENT MEDICAL STORE DEPOT,HYDERABAD
1011	Ministry of Health & Family Welfare	Department of Health & Family Welfare	GOVERNMENT MEDICAL STORE DEPOT,KARNAL
1012	Ministry of Health & Family Welfare	Department of Health & Family Welfare	GOVERNMENT MEDICAL STORE DEPOT,MUMBAI
1013	Ministry of Health & Family Welfare	Department of Health & Family Welfare	GOVERNMENT MEDICAL STORE DEPOT,NEW DELHI
1014	Ministry of Health & Family Welfare	Department of Health & Family Welfare	GOVT. MEDICAL STORE DEPOT,KOLKATA
1015	Ministry of Health & Family Welfare	Department of Health & Family Welfare	GOVT. MEDICAL STORE DEPOT,CHENNAI
1016	Ministry of Health & Family Welfare	Department of Health & Family Welfare	HLL Lifecare Limited
1017	Ministry of Health & Family Welfare	Department of Health & Family Welfare	HSCC, India Ltd.
1018	Ministry of Health & Family Welfare	Department of Health & Family Welfare	Indian Nursing Council
1019	Ministry of Health & Family Welfare	Department of Health & Family Welfare	INDIAN PHARMACOPOEIA COMMISSION, GHAZIABAD.
1020	Ministry of Health & Family Welfare	Department of Health & Family Welfare	International Institute of Population Sciences
1021	Ministry of Health & Family Welfare	Department of Health & Family Welfare	KALAWATI SARAN CHILDRENS HOSPITAL,NEW DELHI
1022	Ministry of Health & Family Welfare	Department of Health & Family Welfare	LHMC AND SMT. S.K. HOSPITAL, NEW DELHI.
1023	Ministry of Health & Family Welfare	Department of Health & Family Welfare	Medical Council of India
1024	Ministry of Health & Family Welfare	Department of Health & Family Welfare	National AIDS control Organisation(NACO)
1025	Ministry of Health & Family Welfare	Department of Health & Family Welfare	National AIDS Research Institute, Pune
1026	Ministry of Health & Family Welfare	Department of Health & Family Welfare	National Board of Examinations
1027	Ministry of Health & Family Welfare	Department of Health & Family Welfare	NATIONAL CENTRE FOR DISEASE CONTROL, DELHI
1028	Ministry of Health & Family Welfare	Department of Health & Family Welfare	National Institute of Biological
1029	Ministry of Health & Family Welfare	Department of Health & Family Welfare	National Institute of Health & Family Welfare
1030	Ministry of Health & Family Welfare	Department of Health & Family Welfare	National Institute of Mental Health & Neuro Sciences (NIMHANS)
1031	Ministry of Health & Family Welfare	Department of Health & Family Welfare	National Institute of Tuberculosis and Respiratory Diseases
1032	Ministry of Health & Family Welfare	Department of Health & Family Welfare	NATIONAL T. B. INSTITUTE,BANGLORE
1033	Ministry of Health & Family Welfare	Department of Health & Family Welfare	NATIONAL VECTOR BORNE DISEASE CONTROL PROGRAMME, NEW DELHI
1034	Ministry of Health & Family Welfare	Department of Health & Family Welfare	North Eastern Indira Gandhi Regional Institute of Health and Medical Sciences.
1035	Ministry of Health & Family Welfare	Department of Health & Family Welfare	Pasteur Institute of India

1036	Ministry of Health & Family Welfare	Department of Health & Family Welfare	PG Institute of Medical Education & Research, Chandigarh
1037	Ministry of Health & Family Welfare	Department of Health & Family Welfare	Pharmacy Council of India
1038	Ministry of Health & Family Welfare	Department of Health & Family Welfare	PORT HEALTH ORGANISATION SHEVA NAVI, MUMBAI
1039	Ministry of Health & Family Welfare	Department of Health & Family Welfare	PORT HEALTH ORGANISATION, COCHIN
1040	Ministry of Health & Family Welfare	Department of Health & Family Welfare	PORT HEALTH ORGANISATION, KANDLA
1041	Ministry of Health & Family Welfare	Department of Health & Family Welfare	PORT HEALTH ORGANISATION, KOLKATA.
1042	Ministry of Health & Family Welfare	Department of Health & Family Welfare	PORT HEALTH ORGANISATION, MARMAGOA
1043	Ministry of Health & Family Welfare	Department of Health & Family Welfare	PORT HEALTH ORGANISATION, MUMBAI,
1044	Ministry of Health & Family Welfare	Department of Health & Family Welfare	PORT HEALTH ORGANISATION,CHENNAI
1045	Ministry of Health & Family Welfare	Department of Health & Family Welfare	PORT HEALTH ORGANISATION,MANDAPAM CAMP
1046	Ministry of Health & Family Welfare	Department of Health & Family Welfare	PORT HEALTH ORGANISATION,VISHAKHAPATNAM
1047	Ministry of Health & Family Welfare	Department of Health & Family Welfare	REGIONAL DRUG TESTING LABORATORY,GUWAHATI
1048	Ministry of Health & Family Welfare	Department of Health & Family Welfare	Regional Drugs Testing Lab
1049	Ministry of Health & Family Welfare	Department of Health & Family Welfare	REGIONAL LEPROSY TRAINING AND RESEARCH INSTITUTE ,GANJAM,ASKA
1050	Ministry of Health & Family Welfare	Department of Health & Family Welfare	REGIONAL LEPROSY TRAINING AND RESEARCH INSTITUTE ,RAIPUR
1051	Ministry of Health & Family Welfare	Department of Health & Family Welfare	REGIONAL LEPROSY TRAINING AND RESEARCH INSTITUTE,BANKURA
1052	Ministry of Health & Family Welfare	Department of Health & Family Welfare	REGIONAL OFFICE OF HEALTH & FAMILY WELFARE, PATNA
1053	Ministry of Health & Family Welfare	Department of Health & Family Welfare	REGIONAL OFFICE OF HEALTH & FAMILY WELFARE,KOLKATA
1054	Ministry of Health & Family Welfare	Department of Health & Family Welfare	REGIONAL OFFICE OF HEALTH AND FAMILY WELFARE ,THIRUVANTHAPURAM
1055	Ministry of Health & Family Welfare	Department of Health & Family Welfare	REGIONAL OFFICE OF HEALTH AND FAMILY WELFARE, BANGALORE
1056	Ministry of Health & Family Welfare	Department of Health & Family Welfare	REGIONAL OFFICE OF HEALTH AND FAMILY WELFARE,AHMDABAD
1057	Ministry of Health & Family Welfare	Department of Health & Family Welfare	REGIONAL OFFICE OF HEALTH AND FAMILY WELFARE,BHOPAL
1058	Ministry of Health & Family Welfare	Department of Health & Family Welfare	REGIONAL OFFICE OF HEALTH AND FAMILY WELFARE,BHUBENESWAR
1059	Ministry of Health & Family Welfare	Department of Health & Family Welfare	REGIONAL OFFICE OF HEALTH AND FAMILY WELFARE,CHANDIGARH
1060	Ministry of Health & Family Welfare	Department of Health & Family Welfare	REGIONAL OFFICE OF HEALTH AND FAMILY WELFARE,CHENNAI

1061	Ministry of Health & Family Welfare	Department of Health & Family Welfare	REGIONAL OFFICE OF HEALTH AND FAMILY WELFARE, HYDERABAD
1062	Ministry of Health & Family Welfare	Department of Health & Family Welfare	REGIONAL OFFICE OF HEALTH AND FAMILY WELFARE, JAIPUR
1063	Ministry of Health & Family Welfare	Department of Health & Family Welfare	REGIONAL OFFICE OF HEALTH AND FAMILY WELFARE, LUCKNOW
1064	Ministry of Health & Family Welfare	Department of Health & Family Welfare	REGIONAL OFFICE OF HEALTH AND FAMILY WELFARE, PUNE
1065	Ministry of Health & Family Welfare	Department of Health & Family Welfare	REGIONAL OFFICE OF HEALTH AND FAMILY WELFARE, SHIMLA
1066	Ministry of Health & Family Welfare	Department of Health & Family Welfare	REGIONAL OFFICE OF HEALTH AND FAMILY WELFARE, SRINAGAR
1067	Ministry of Health & Family Welfare	Department of Health & Family Welfare	SAFDARJUNG HOSPITAL, NEW DELHI
1068	Ministry of Health & Family Welfare	Department of Health & Family Welfare	SEROLOGIST AND CHEMICAL EXAMINER, INSTITUTE OF SEROLOGY, KOLKATA
1069	Ministry of Health & Family Welfare	Department of Health Research	Bhopal Memorial Hospital and Research Centre (BMHRC)
1070	Ministry of Health & Family Welfare	Department of Health Research	Department of Health Research
1071	Ministry of Health & Family Welfare	Department of Health Research	Indian Council of Medical research (ICMR)
1072	Ministry of Heavy Industry & Public Enterprises	Department of Heavy Industries	Andrew Yule and Co. Ltd.
1073	Ministry of Heavy Industry & Public Enterprises	Department of Heavy Industries	Automotive Research Association of India (ARAI)
1074	Ministry of Heavy Industry & Public Enterprises	Department of Heavy Industries	BBJ Construction Co. Ltd.
1075	Ministry of Heavy Industry & Public Enterprises	Department of Heavy Industries	Bharat Heavy Electricals Limited (BHEL)
1076	Ministry of Heavy Industry & Public Enterprises	Department of Heavy Industries	Bridge and Roof Co India Ltd
1077	Ministry of Heavy Industry & Public Enterprises	Department of Heavy Industries	Cement Corporation of India Ltd.
1078	Ministry of Heavy Industry & Public Enterprises	Department of Heavy Industries	Central Manufacturing Technology Institute
1079	Ministry of Heavy Industry & Public Enterprises	Department of Heavy Industries	Department of Heavy Industries
1080	Ministry of Heavy Industry & Public Enterprises	Department of Heavy Industries	Engineering Projects (India) Ltd.
1081	Ministry of Heavy Industry & Public Enterprises	Department of Heavy Industries	Fluid Control Research Institute
1082	Ministry of Heavy Industry & Public Enterprises	Department of Heavy Industries	Heavy Engineering Corporation Ltd., Ranchi
1083	Ministry of Heavy Industry & Public Enterprises	Department of Heavy Industries	Hindustan Salts Ltd.
1084	Ministry of Heavy Industry & Public Enterprises	Department of Heavy Industries	HMT (International) Ltd.
1085	Ministry of Heavy Industry & Public Enterprises	Department of Heavy Industries	HMT Ltd.
1086	Ministry of Heavy Industry & Public Enterprises	Department of Heavy Industries	HMT Machine Tools Ltd.
1087	Ministry of Heavy Industry & Public Enterprises	Department of Heavy Industries	Hooghly Printing Co. Ltd.
1088	Ministry of Heavy Industry & Public Enterprises	Department of Heavy Industries	Instrumentation Ltd.
1089	Ministry of Heavy Industry & Public Enterprises	Department of Heavy Industries	National Automotive Training and R & D Infrastructure Project

1090	Ministry of Heavy Industry & Public Enterprises	Department of Heavy Industries	NEPA Ltd.
1091	Ministry of Heavy Industry & Public Enterprises	Department of Heavy Industries	Rajasthan Electronics & Instruments Ltd.
1092	Ministry of Heavy Industry & Public Enterprises	Department of Heavy Industries	Richardson Cruddas Ltd.
1093	Ministry of Heavy Industry & Public Enterprises	Department of Heavy Industries	Sambhar Salts Ltd
1094	Ministry of Heavy Industry & Public Enterprises	Department of Public Enterprises	Department of Public Enterprises
1095	Ministry of Home Affairs	Department of Home	Assam Rifles
1096	Ministry of Home Affairs	Department of Home	Border Security Force
1097	Ministry of Home Affairs	Department of Home	Bureau of Police Research & Development
1098	Ministry of Home Affairs	Department of Home	Central Forensic Science Laboratory(CBI)
1099	Ministry of Home Affairs	Department of Home	Central Industrial Security Force
1100	Ministry of Home Affairs	Department of Home	Central Reserve Police Force
1101	Ministry of Home Affairs	Department of Home	Central Translation Bureau Department of Official Language, MHA
1102	Ministry of Home Affairs	Department of Home	Delhi Police
1103	Ministry of Home Affairs	Department of Home	Department of Home
1104	Ministry of Home Affairs	Department of Home	Directorate General Civil Defence
1105	Ministry of Home Affairs	Department of Home	Directorate of Coordination(Police Wireless)
1106	Ministry of Home Affairs	Department of Home	Directorate of Forensic Science
1107	Ministry of Home Affairs	Department of Home	Indo-Tibetan Border Police
1108	Ministry of Home Affairs	Department of Home	Intelligence Bureau
1109	Ministry of Home Affairs	Department of Home	Inter State Council
1110	Ministry of Home Affairs	Department of Home	LNJP National Institute of Criminology & Forensic Science
1111	Ministry of Home Affairs	Department of Home	Narcotics Control Bureau R K Puram
1112	Ministry of Home Affairs	Department of Home	National Crime Record Bureau
1113	Ministry of Home Affairs	Department of Home	National Disaster Management Authority
1114	Ministry of Home Affairs	Department of Home	National Fire Service College, Nagpur
1115	Ministry of Home Affairs	Department of Home	National Foundation for Communal Harmony
1116	Ministry of Home Affairs	Department of Home	National Human Rights Commission
1117	Ministry of Home Affairs	Department of Home	National Intelligence Grid
1118	Ministry of Home Affairs	Department of Home	National Investigation Agency
1119	Ministry of Home Affairs	Department of Home	National Security Guard
1120	Ministry of Home Affairs	Department of Home	North Eastern Police Academy
1121	Ministry of Home Affairs	Department of Home	Office of the Custodian of Enemy Property for India
1122	Ministry of Home Affairs	Department of Home	Office of the Registrar General of India
1123	Ministry of Home Affairs	Department of Home	Repatriates Cooperative Finance and Development Bank Limited
1124	Ministry of Home Affairs	Department of Home	Sashastra Seema Bal,
1125	Ministry of Home Affairs	Department of Home	SVP/National Police Academy, Hyderabad
1126	Ministry of Housing & Urban Affairs	N/A	Building Material and Technology Promotion Council
1127	Ministry of Housing & Urban Affairs	N/A	Central Govt. Employees Welfare Housing Organisation
1128	Ministry of Housing & Urban Affairs	N/A	DDG (Works) Directorate General

1129	Ministry of Housing & Urban Affairs	N/A	DDG(HQ), o/o spl.DG(ER)
1130	Ministry of Housing & Urban Affairs	N/A	DDG(HQ), o/o spl.DG(SR)
1131	Ministry of Housing & Urban Affairs	N/A	Delhi Development Authority
1132	Ministry of Housing & Urban Affairs	N/A	Delhi Metro Rail Corporation
1133	Ministry of Housing & Urban Affairs	N/A	Delhi Urban Art Commission
1134	Ministry of Housing & Urban Affairs	N/A	Department of Publication
1135	Ministry of Housing & Urban Affairs	N/A	Directorate of Estates
1136	Ministry of Housing & Urban Affairs	N/A	Directorate of Printing
1137	Ministry of Housing & Urban Affairs	N/A	Government of India Stationery Office
1138	Ministry of Housing & Urban Affairs	N/A	Hindustan Prefab Ltd.
1139	Ministry of Housing & Urban Affairs	N/A	Housing and Urban Development Corporation Ltd.
1140	Ministry of Housing & Urban Affairs	N/A	Land and Development Office
1141	Ministry of Housing & Urban Affairs	N/A	Ministry of Housing and Urban Affairs
1142	Ministry of Housing & Urban Affairs	N/A	National Building Construction Corporation Limited
1143	Ministry of Housing & Urban Affairs	N/A	National Building Organization
1144	Ministry of Housing & Urban Affairs	N/A	National Capital Region Planning Board
1145	Ministry of Housing & Urban Affairs	N/A	National Co-operative Housing Federation of India
1146	Ministry of Housing & Urban Affairs	N/A	National Institute of Urban Affairs
1147	Ministry of Housing & Urban Affairs	N/A	Principal Accounts Office (Technical & Coordination)
1148	Ministry of Housing & Urban Affairs	N/A	Rajghat Samadhi Committee
1149	Ministry of Housing & Urban Affairs	N/A	Town and Country Planning Organisation
1150	Ministry of Human Resource Development	Department of Higher Education	ABV Indian Institute of Information Technology , Gwalior
1151	Ministry of Human Resource Development	Department of Higher Education	Aligarh Muslim University
1152	Ministry of Human Resource Development	Department of Higher Education	All India Council For Technical Education (AICTE)
1153	Ministry of Human Resource Development	Department of Higher Education	Assam University
1154	Ministry of Human Resource Development	Department of Higher Education	Association of Indian Universities
1155	Ministry of Human Resource Development	Department of Higher Education	Auroville Foundation
1156	Ministry of Human Resource Development	Department of Higher Education	Avinashilingam Institute for Home Science and Higher Education for Women
1157	Ministry of Human Resource Development	Department of Higher Education	Babasaheb Bhimrao Ambedkar University, Lucknow
1158	Ministry of Human Resource Development	Department of Higher Education	Banaras Hindu University
1159	Ministry of Human Resource Development	Department of Higher Education	Board of Apprenticeship Training (BOAT) (NR) Kanpur

1160	Ministry of Human Resource Development	Department of Higher Education	Board of Apprenticeship Training (W R) Mumbai
1161	Ministry of Human Resource Development	Department of Higher Education	Board of Apprenticeship Training, Chennai
1162	Ministry of Human Resource Development	Department of Higher Education	Board of Practical Training Eastern Region Kolkata
1163	Ministry of Human Resource Development	Department of Higher Education	Central Hindi Directorate
1164	Ministry of Human Resource Development	Department of Higher Education	CENTRAL INSTITUTE OF CLASSICAL TAMIL (CICT)
1165	Ministry of Human Resource Development	Department of Higher Education	Central Institute of Indian Languages (CIIL)
1166	Ministry of Human Resource Development	Department of Higher Education	Central Institute of Technology, Kokrajhar
1167	Ministry of Human Resource Development	Department of Higher Education	Central University of Bihar
1168	Ministry of Human Resource Development	Department of Higher Education	Central University of Gujarat
1169	Ministry of Human Resource Development	Department of Higher Education	CENTRAL UNIVERSITY OF HARYANA
1170	Ministry of Human Resource Development	Department of Higher Education	Central University of Himachal Pradesh
1171	Ministry of Human Resource Development	Department of Higher Education	Central University of Hyderabad
1172	Ministry of Human Resource Development	Department of Higher Education	Central University of Jammu
1173	Ministry of Human Resource Development	Department of Higher Education	Central University of Jharkhand
1174	Ministry of Human Resource Development	Department of Higher Education	CENTRAL UNIVERSITY OF KARNATAKA
1175	Ministry of Human Resource Development	Department of Higher Education	Central University of Kashmir
1176	Ministry of Human Resource Development	Department of Higher Education	Central University of Kerala
1177	Ministry of Human Resource Development	Department of Higher Education	Central University of Orissa
1178	Ministry of Human Resource Development	Department of Higher Education	Central University of Punjab
1179	Ministry of Human Resource Development	Department of Higher Education	Central University of Rajasthan
1180	Ministry of Human Resource Development	Department of Higher Education	Central University of Tamil Nadu
1181	Ministry of Human Resource Development	Department of Higher Education	Commission for Scientific and Technical Terminology (CSTT)
1182	Ministry of Human Resource Development	Department of Higher Education	Council of Architecture
1183	Ministry of Human Resource Development	Department of Higher Education	Dayalbagh Educational Institute (Deemed University)
1184	Ministry of Human Resource Development	Department of Higher Education	Department of Higher Education
1185	Ministry of Human Resource Development	Department of Higher Education	Dr. B.R. Ambedkar National Institute of Technology, Jalandhar
1186	Ministry of Human Resource Development	Department of Higher Education	Dr. Harisingh Gaur Vishwa Vidyalaya
1187	Ministry of Human Resource Development	Department of Higher Education	EdCIL (India) Limited
1188	Ministry of Human Resource Development	Department of Higher Education	Ghani Khan Choudhury Institute of Engineering and Technology (GKCIET) Malda West Bengal
1189	Ministry of Human Resource Development	Department of Higher Education	Guru Ghasidas Vishvidyalaya, Bilaspur
1190	Ministry of Human Resource Development	Department of Higher Education	Hemwati Nandan Bahuguna Garhwal University

1191	Ministry of Human Resource Development	Department of Higher Education	I I M Kashipur
1192	Ministry of Human Resource Development	Department of Higher Education	I I M Raipur
1193	Ministry of Human Resource Development	Department of Higher Education	I I M Ranchi
1194	Ministry of Human Resource Development	Department of Higher Education	I I M Rohtak
1195	Ministry of Human Resource Development	Department of Higher Education	I I M Tiruchirapalli
1196	Ministry of Human Resource Development	Department of Higher Education	I I M Udaipur
1197	Ministry of Human Resource Development	Department of Higher Education	I I T (I S M) , Dhanbad
1198	Ministry of Human Resource Development	Department of Higher Education	IIM Amritsar
1199	Ministry of Human Resource Development	Department of Higher Education	IIM Bodhgaya
1200	Ministry of Human Resource Development	Department of Higher Education	IIM Jammu
1201	Ministry of Human Resource Development	Department of Higher Education	IIM Sambalpur
1202	Ministry of Human Resource Development	Department of Higher Education	IIM Sirmaur
1203	Ministry of Human Resource Development	Department of Higher Education	IIM Visakhapatnam
1204	Ministry of Human Resource Development	Department of Higher Education	IISER Berhampur
1205	Ministry of Human Resource Development	Department of Higher Education	IISER Tirupati
1206	Ministry of Human Resource Development	Department of Higher Education	IIT Bhilai
1207	Ministry of Human Resource Development	Department of Higher Education	IIT Dharwad
1208	Ministry of Human Resource Development	Department of Higher Education	IIT Goa
1209	Ministry of Human Resource Development	Department of Higher Education	IIT Hyderabad
1210	Ministry of Human Resource Development	Department of Higher Education	IIT Jammu
1211	Ministry of Human Resource Development	Department of Higher Education	IIT Palakkad
1212	Ministry of Human Resource Development	Department of Higher Education	IIT Tirupati
1213	Ministry of Human Resource Development	Department of Higher Education	IIT, Indore
1214	Ministry of Human Resource Development	Department of Higher Education	IIT, Ropar
1215	Ministry of Human Resource Development	Department of Higher Education	Indian Council of Historical Research (ICHR)
1216	Ministry of Human Resource Development	Department of Higher Education	Indian Council of Philosophical Research (ICPR),
1217	Ministry of Human Resource Development	Department of Higher Education	Indian Council of Social Science Research (ICSSR)
1218	Ministry of Human Resource Development	Department of Higher Education	Indian Institute of Advanced Studies (IIAS),
1219	Ministry of Human Resource Development	Department of Higher Education	Indian Institute of Engineering Science and Technology, Shibpur
1220	Ministry of Human Resource Development	Department of Higher Education	Indian Institute of Information Technology (IIIT), Bhagalpur
1221	Ministry of Human Resource Development	Department of Higher Education	Indian Institute of Information Technology (IIIT), Bhopal

1222	Ministry of Human Resource Development	Department of Higher Education	Indian Institute of Information Technology (IIIT), Dharwad
1223	Ministry of Human Resource Development	Department of Higher Education	Indian Institute of Information Technology (IIIT), Kota
1224	Ministry of Human Resource Development	Department of Higher Education	Indian Institute of Information Technology (IIIT), Kottayam
1225	Ministry of Human Resource Development	Department of Higher Education	Indian Institute of Information Technology (IIIT), Lucknow
1226	Ministry of Human Resource Development	Department of Higher Education	Indian Institute of Information Technology (IIIT), Nagpur
1227	Ministry of Human Resource Development	Department of Higher Education	Indian Institute of Information Technology (IIIT), Ranchi
1228	Ministry of Human Resource Development	Department of Higher Education	Indian Institute of Information Technology (IIIT), Senapati
1229	Ministry of Human Resource Development	Department of Higher Education	Indian Institute of Information Technology (IIIT), Sonapat
1230	Ministry of Human Resource Development	Department of Higher Education	Indian Institute of Information Technology (IIIT), Sri City Chittoor
1231	Ministry of Human Resource Development	Department of Higher Education	Indian Institute of Information Technology (IIIT), Surat
1232	Ministry of Human Resource Development	Department of Higher Education	Indian Institute of Information Technology (IIIT), Tiruchirapalli
1233	Ministry of Human Resource Development	Department of Higher Education	Indian Institute of Information Technology (IIIT), Una
1234	Ministry of Human Resource Development	Department of Higher Education	Indian Institute of Information Technology (IIIT), Vadodara
1235	Ministry of Human Resource Development	Department of Higher Education	Indian Institute of Information Technology , Allahabad
1236	Ministry of Human Resource Development	Department of Higher Education	Indian Institute of Information Technology Design & Manufacturing (IIITD&M), Kurnool
1237	Ministry of Human Resource Development	Department of Higher Education	Indian Institute of Information Technology Design and Manufacturing Kancheepuram
1238	Ministry of Human Resource Development	Department of Higher Education	Indian Institute of Information Technology, Guwahati
1239	Ministry of Human Resource Development	Department of Higher Education	Indian Institute of Information Technology, Kalyani
1240	Ministry of Human Resource Development	Department of Higher Education	Indian Institute of Information Technology, Pune
1241	Ministry of Human Resource Development	Department of Higher Education	Indian Institute of Management (IIM), Ahmedabad
1242	Ministry of Human Resource Development	Department of Higher Education	Indian Institute of Management Indore
1243	Ministry of Human Resource Development	Department of Higher Education	Indian Institute of Management, Bangalore
1244	Ministry of Human Resource Development	Department of Higher Education	Indian Institute of Management, Kolkata
1245	Ministry of Human Resource Development	Department of Higher Education	Indian Institute of Management, Kozhikode
1246	Ministry of Human Resource Development	Department of Higher Education	Indian Institute of Management, Lucknow
1247	Ministry of Human Resource Development	Department of Higher Education	Indian Institute of Management, Nagpur
1248	Ministry of Human Resource Development	Department of Higher Education	Indian Institute of Science Education & Research (IISER), Pune
1249	Ministry of Human Resource Development	Department of Higher Education	Indian Institute of Science Education and Research (IISER) Bhopal
1250	Ministry of Human Resource Development	Department of Higher Education	Indian Institute of Science Education And Research (IISER) Mohali

1251	Ministry of Human Resource Development	Department of Higher Education	Indian Institute of Science Education and Research Kolkata
1252	Ministry of Human Resource Development	Department of Higher Education	Indian Institute of Science Education and Research Thiruvananthapuram
1253	Ministry of Human Resource Development	Department of Higher Education	Indian Institute of Science, Bangalore
1254	Ministry of Human Resource Development	Department of Higher Education	Indian Institute of Technology (BHU), Varanasi
1255	Ministry of Human Resource Development	Department of Higher Education	Indian Institute of Technology (IIT) Patna
1256	Ministry of Human Resource Development	Department of Higher Education	Indian Institute of Technology (IIT), Bhubaneswar
1257	Ministry of Human Resource Development	Department of Higher Education	Indian Institute of Technology (IIT), Mandi
1258	Ministry of Human Resource Development	Department of Higher Education	Indian Institute of Technology (IIT), ROORKEE
1259	Ministry of Human Resource Development	Department of Higher Education	Indian Institute of Technology , Madras
1260	Ministry of Human Resource Development	Department of Higher Education	Indian Institute of Technology , Mumbai
1261	Ministry of Human Resource Development	Department of Higher Education	Indian Institute of Technology Delhi
1262	Ministry of Human Resource Development	Department of Higher Education	Indian Institute of Technology Gandhinagar
1263	Ministry of Human Resource Development	Department of Higher Education	Indian Institute of Technology Guwahati
1264	Ministry of Human Resource Development	Department of Higher Education	Indian Institute of Technology Jodhpur
1265	Ministry of Human Resource Development	Department of Higher Education	Indian Institute of Technology, Kanpur
1266	Ministry of Human Resource Development	Department of Higher Education	Indian Institute of Technology, Kharagpur
1267	Ministry of Human Resource Development	Department of Higher Education	Indira Gandhi National Open University (IGNOU)
1268	Ministry of Human Resource Development	Department of Higher Education	Indira Gandhi National Tribal University, Amarkantak
1269	Ministry of Human Resource Development	Department of Higher Education	JAMIA MILLIA ISLAMIA
1270	Ministry of Human Resource Development	Department of Higher Education	Jawaharlal Nehru University, New Delhi
1271	Ministry of Human Resource Development	Department of Higher Education	Kendriya Hindi Sansthan, Agra
1272	Ministry of Human Resource Development	Department of Higher Education	Maharshi Sandeepani Rashtriya Ved Vidya Pratishthan
1273	Ministry of Human Resource Development	Department of Higher Education	Mahatma Gandhi Antarrashtriya Hindi Vishwavidyalaya
1274	Ministry of Human Resource Development	Department of Higher Education	Mahatma Gandhi Central University, Bihar
1275	Ministry of Human Resource Development	Department of Higher Education	Malavya National Institute of Technology, Jaipur
1276	Ministry of Human Resource Development	Department of Higher Education	Manipur University
1277	Ministry of Human Resource Development	Department of Higher Education	Maulana Azad National Institute of Technology, Bhopal
1278	Ministry of Human Resource Development	Department of Higher Education	Maulana Azad National Urdu University (MANUU)
1279	Ministry of Human Resource Development	Department of Higher Education	Mizoram University
1280	Ministry of Human Resource Development	Department of Higher Education	Motilal Nehru National Institute of Technology Allahabad
1281	Ministry of Human Resource Development	Department of Higher Education	Nagaland University

1282	Ministry of Human Resource Development	Department of Higher Education	National Book Trust
1283	Ministry of Human Resource Development	Department of Higher Education	National Commission for Minority Educational Institutions,
1284	Ministry of Human Resource Development	Department of Higher Education	National Council for Promotion of Sindhi Language,
1285	Ministry of Human Resource Development	Department of Higher Education	National Council for Promotion of Urdu Language (NCPUL)
1286	Ministry of Human Resource Development	Department of Higher Education	National Council of Rural Institutes (NCRI), Hyderabad
1287	Ministry of Human Resource Development	Department of Higher Education	National Institute of Foundry and Forge Technology (NIFFT)
1288	Ministry of Human Resource Development	Department of Higher Education	National Institute of Industrial Engineering (NITIE), Mumbai
1289	Ministry of Human Resource Development	Department of Higher Education	National Institute of Technical Teachers' Training and Research, Bhopal
1290	Ministry of Human Resource Development	Department of Higher Education	National Institute of Technical Teachers' Training and Research, Chandigarh
1291	Ministry of Human Resource Development	Department of Higher Education	National Institute of Technical Teachers' Training and Research, Chennai
1292	Ministry of Human Resource Development	Department of Higher Education	National Institute of Technical Teachers' Training and Research, Kolkata
1293	Ministry of Human Resource Development	Department of Higher Education	National Institute of Technology, Agartala
1294	Ministry of Human Resource Development	Department of Higher Education	National Institute of Technology, Andhra Pradesh
1295	Ministry of Human Resource Development	Department of Higher Education	National Institute of Technology, Arunachal Pradesh
1296	Ministry of Human Resource Development	Department of Higher Education	National Institute of Technology, Calicut
1297	Ministry of Human Resource Development	Department of Higher Education	National Institute of Technology, Delhi
1298	Ministry of Human Resource Development	Department of Higher Education	National Institute of Technology, Durgapur
1299	Ministry of Human Resource Development	Department of Higher Education	National Institute of Technology, Goa
1300	Ministry of Human Resource Development	Department of Higher Education	National Institute of Technology, Hamirpur
1301	Ministry of Human Resource Development	Department of Higher Education	National Institute of Technology, Jamshedpur
1302	Ministry of Human Resource Development	Department of Higher Education	National Institute of Technology, Kurukshetra
1303	Ministry of Human Resource Development	Department of Higher Education	National Institute of Technology, Manipur
1304	Ministry of Human Resource Development	Department of Higher Education	National Institute of Technology, Meghalaya
1305	Ministry of Human Resource Development	Department of Higher Education	National Institute of Technology, Mizoram
1306	Ministry of Human Resource Development	Department of Higher Education	National Institute of Technology, Nagaland
1307	Ministry of Human Resource Development	Department of Higher Education	National Institute of Technology, Patna
1308	Ministry of Human Resource Development	Department of Higher Education	National Institute of Technology, Puducherry
1309	Ministry of Human Resource Development	Department of Higher Education	National Institute of Technology, Raipur
1310	Ministry of Human Resource Development	Department of Higher Education	National Institute of Technology, Rourkela

1311	Ministry of Human Resource Development	Department of Higher Education	National Institute of Technology, Sikkim
1312	Ministry of Human Resource Development	Department of Higher Education	National Institute of Technology, Silchar
1313	Ministry of Human Resource Development	Department of Higher Education	National Institute of Technology, Srinagar
1314	Ministry of Human Resource Development	Department of Higher Education	National Institute of Technology, Surthkal
1315	Ministry of Human Resource Development	Department of Higher Education	National Institute of Technology, Tiruchirappalli
1316	Ministry of Human Resource Development	Department of Higher Education	National Institute of Technology, Uttarakhand
1317	Ministry of Human Resource Development	Department of Higher Education	National Institute of Technology, Warangal
1318	Ministry of Human Resource Development	Department of Higher Education	National Testing Agency
1319	Ministry of Human Resource Development	Department of Higher Education	North Eastern Hill University
1320	Ministry of Human Resource Development	Department of Higher Education	North Eastern Regional Institute of Science and Technology (NERIST)
1321	Ministry of Human Resource Development	Department of Higher Education	PDPM Indian Institute of Information Technology Design and Manufacturing Jabalpur
1322	Ministry of Human Resource Development	Department of Higher Education	Pondicherry University
1323	Ministry of Human Resource Development	Department of Higher Education	Rajiv Gandhi University
1324	Ministry of Human Resource Development	Department of Higher Education	Rashtriya Sanskrit Sansthan
1325	Ministry of Human Resource Development	Department of Higher Education	Rashtriya Sanskrit Vidyapeetha
1326	Ministry of Human Resource Development	Department of Higher Education	S.V. National Institute of Technology, Surat
1327	Ministry of Human Resource Development	Department of Higher Education	Sant Longowal Institute of Engineering & Technology (SLIET)
1328	Ministry of Human Resource Development	Department of Higher Education	School of Planning and Architecture
1329	Ministry of Human Resource Development	Department of Higher Education	School of Planning and Architecture (SPA), Bhopal
1330	Ministry of Human Resource Development	Department of Higher Education	School of Planning and Architecture (SPA), VJjayawada
1331	Ministry of Human Resource Development	Department of Higher Education	Shri Lal Bahadur Shastri National Sanskrit University
1332	Ministry of Human Resource Development	Department of Higher Education	Sikkim University
1333	Ministry of Human Resource Development	Department of Higher Education	Tezpur University
1334	Ministry of Human Resource Development	Department of Higher Education	The English and Foreign Languages University
1335	Ministry of Human Resource Development	Department of Higher Education	Tripura University
1336	Ministry of Human Resource Development	Department of Higher Education	University Grants Commission
1337	Ministry of Human Resource Development	Department of Higher Education	University of Allahabad
1338	Ministry of Human Resource Development	Department of Higher Education	University of Delhi
1339	Ministry of Human Resource Development	Department of Higher Education	Visvesvaraya National Institute of Technology, Nagpur
1340	Ministry of Human Resource Development	Department of School Education and Literacy	Central Board of Secondary Education

1341	Ministry of Human Resource Development	Department of School Education and Literacy	Central Tibetan Schools Administration, Delhi
1342	Ministry of Human Resource Development	Department of School Education and Literacy	Department of School Education & Literacy
1343	Ministry of Human Resource Development	Department of School Education and Literacy	Directorate of Adult Education
1344	Ministry of Human Resource Development	Department of School Education and Literacy	Kendriya Vidyalaya Sangathan
1345	Ministry of Human Resource Development	Department of School Education and Literacy	National Bal Bhavan
1346	Ministry of Human Resource Development	Department of School Education and Literacy	National Council for Teacher Education
1347	Ministry of Human Resource Development	Department of School Education and Literacy	National Council of Educational Research & Training
1348	Ministry of Human Resource Development	Department of School Education and Literacy	National Institute of Open Schooling
1349	Ministry of Human Resource Development	Department of School Education and Literacy	Navodaya Vidyalaya Samiti
1350	Ministry of Information & Broadcasting	N/A	Broadcast Engineering Constulatants India Ltd
1351	Ministry of Information & Broadcasting	N/A	Central Board of Film Certification(CBFC)
1352	Ministry of Information & Broadcasting	N/A	Childrens Film Society India
1353	Ministry of Information & Broadcasting	N/A	DG All India Radio
1354	Ministry of Information & Broadcasting	N/A	DG, Doordarshan
1355	Ministry of Information & Broadcasting	N/A	Directorate of Advertising and Visual Publicity
1356	Ministry of Information & Broadcasting	N/A	Directorate of Film Festivals
1357	Ministry of Information & Broadcasting	N/A	Electronic Media Monitoring Centre
1358	Ministry of Information & Broadcasting	N/A	Film and Television Institute, Pune
1359	Ministry of Information & Broadcasting	N/A	Films Division
1360	Ministry of Information & Broadcasting	N/A	Indian Institute of Mass Communication
1361	Ministry of Information & Broadcasting	N/A	Ministry of Information & Broadcasting
1362	Ministry of Information & Broadcasting	N/A	National Film Archives of India (NFAI)
1363	Ministry of Information & Broadcasting	N/A	National Film development Corporation
1364	Ministry of Information & Broadcasting	N/A	P A O IRLA
1365	Ministry of Information & Broadcasting	N/A	Pr Accounts Office
1366	Ministry of Information & Broadcasting	N/A	Prasar Bharati Secretariat
1367	Ministry of Information & Broadcasting	N/A	Press Council of India
1368	Ministry of Information & Broadcasting	N/A	Press Information Bureau
1369	Ministry of Information & Broadcasting	N/A	Publication Division
1370	Ministry of Information & Broadcasting	N/A	Registrar of Newspapers of India
1371	Ministry of Information & Broadcasting	N/A	Research Reference and Training Division

1372	Ministry of Information & Broadcasting	N/A	SATYAJIT RAY FILM & TELEVISION INSTITUTE
1373	Ministry of Jal Shakti	Department of Drinking Water and Sanitation	Ministry of Drinking Water and Sanitation
1374	Ministry of Jal Shakti	Department of Water Resources and Ganga Rejuvenation	Bansagar Control Board
1375	Ministry of Jal Shakti	Department of Water Resources and Ganga Rejuvenation	Betwa River Board
1376	Ministry of Jal Shakti	Department of Water Resources and Ganga Rejuvenation	Brahmaputra Board
1377	Ministry of Jal Shakti	Department of Water Resources and Ganga Rejuvenation	Central Ground Water Board
1378	Ministry of Jal Shakti	Department of Water Resources and Ganga Rejuvenation	Central Soil & Materials Research Station
1379	Ministry of Jal Shakti	Department of Water Resources and Ganga Rejuvenation	Central Water and Power Research Station
1380	Ministry of Jal Shakti	Department of Water Resources and Ganga Rejuvenation	Central Water Commission
1381	Ministry of Jal Shakti	Department of Water Resources and Ganga Rejuvenation	Department of Water Resources and Ganga Rejuvenation
1382	Ministry of Jal Shakti	Department of Water Resources and Ganga Rejuvenation	Farakka Barrage Project
1383	Ministry of Jal Shakti	Department of Water Resources and Ganga Rejuvenation	Ganga Flood Control Commission
1384	Ministry of Jal Shakti	Department of Water Resources and Ganga Rejuvenation	Krishna River Management Board
1385	Ministry of Jal Shakti	Department of Water Resources and Ganga Rejuvenation	Narmada Control Authority
1386	Ministry of Jal Shakti	Department of Water Resources and Ganga Rejuvenation	National Institute of Hydrology
1387	Ministry of Jal Shakti	Department of Water Resources and Ganga Rejuvenation	National Projects Construction Corporation Limited
1388	Ministry of Jal Shakti	Department of Water Resources and Ganga Rejuvenation	National Water Development Agency
1389	Ministry of Jal Shakti	Department of Water Resources and Ganga Rejuvenation	National Water Informatics Centre (NWIC)
1390	Ministry of Jal Shakti	Department of Water Resources and Ganga Rejuvenation	Pay & Accounts Office
1391	Ministry of Jal Shakti	Department of Water Resources and Ganga Rejuvenation	Polavaram Project Authority
1392	Ministry of Jal Shakti	Department of Water Resources and Ganga Rejuvenation	Tungabhadra Board

1393	Ministry of Jal Shakti	Department of Water Resources and Ganga Rejuvenation	Upper Yamuna River Board
1394	Ministry of Jal Shakti	Department of Water Resources and Ganga Rejuvenation	WAPCOS Limited
1395	Ministry of Labour & Employment	N/A	Board of Arbitration
1396	Ministry of Labour & Employment	N/A	Central Board for Workers Education
1397	Ministry of Labour & Employment	N/A	Central Government Industrial Tribunal cum Labour Court, Asansol
1398	Ministry of Labour & Employment	N/A	Central Government Industrial Tribunal-cum-Labour Court, Guwahati
1399	Ministry of Labour & Employment	N/A	Central Government Industrial Tribunal-cum-Labour Court, Kolkata
1400	Ministry of Labour & Employment	N/A	CGIT cum Labour Court, Earnakulam, Cochin
1401	Ministry of Labour & Employment	N/A	CGIT no. I, Delhi
1402	Ministry of Labour & Employment	N/A	CGIT no. I, Dhanbad
1403	Ministry of Labour & Employment	N/A	CGIT no. I, Mumbai
1404	Ministry of Labour & Employment	N/A	CGIT no. II, Delhi
1405	Ministry of Labour & Employment	N/A	CGIT no. II, Dhanbad
1406	Ministry of Labour & Employment	N/A	CGIT no. I I, Mumbai
1407	Ministry of Labour & Employment	N/A	CGIT, Hyderabad
1408	Ministry of Labour & Employment	N/A	Directorate General Factory Advice Service and Labour Institutes
1409	Ministry of Labour & Employment	N/A	Directorate General of Employment
1410	Ministry of Labour & Employment	N/A	Directorate General of Mines Safety
1411	Ministry of Labour & Employment	N/A	Employees Provident Fund Organisation
1412	Ministry of Labour & Employment	N/A	Employees State Insurance Corporation
1413	Ministry of Labour & Employment	N/A	Labour Bureau
1414	Ministry of Labour & Employment	N/A	Ministry of Labour & Employment
1415	Ministry of Labour & Employment	N/A	Office of Dy. CLC(C), Bangalore
1416	Ministry of Labour & Employment	N/A	Office of The Chief Labour Commissioner (Central)
1417	Ministry of Labour & Employment	N/A	Office of the DY. CLC(C), Chennai
1418	Ministry of Labour & Employment	N/A	Office of the Dy. CLC(C), Kanpur
1419	Ministry of Labour & Employment	N/A	Office of the Dy. CLC, Asansole, Bardhaman
1420	Ministry of Labour & Employment	N/A	Office of the RLC(C), Nagpur
1421	Ministry of Labour & Employment	N/A	Office of the RLC(C), Patna
1422	Ministry of Labour & Employment	N/A	Office of the RLC(C), Ranchi
1423	Ministry of Labour & Employment	N/A	Office of the Welfare Commissioner, Ajmer
1424	Ministry of Labour & Employment	N/A	Office of The Welfare Commissioner, Allahabad
1425	Ministry of Labour & Employment	N/A	Office of The Welfare Commissioner, Hyderabad
1426	Ministry of Labour & Employment	N/A	Office of the Welfare Commissioner, Koderma
1427	Ministry of Labour & Employment	N/A	V.V. Giri National Labour Institute
1428	Ministry of Law & Justice	Department of Justice	Allahabad High Court
1429	Ministry of Law & Justice	Department of Justice	Chhatisgarh High Court
1430	Ministry of Law & Justice	Department of Justice	Department of Justice
1431	Ministry of Law & Justice	Department of Justice	Gauhati High Court

1432	Ministry of Law & Justice	Department of Justice	Gujarat High Court
1433	Ministry of Law & Justice	Department of Justice	High Court of Lucknow Bench
1434	Ministry of Law & Justice	Department of Justice	Meghalaya High Court
1435	Ministry of Law & Justice	Department of Justice	NATIONAL LEGAL SERVICES AUTHORITY
1436	Ministry of Law & Justice	Department of Justice	Sikkim High Court
1437	Ministry of Law & Justice	Department of Justice	Tripura High Court
1438	Ministry of Law & Justice	Department of Legal Affairs	Bar Council of India
1439	Ministry of Law & Justice	Department of Legal Affairs	Branch Sectt. Bangalore
1440	Ministry of Law & Justice	Department of Legal Affairs	Branch Sectt. Chennai
1441	Ministry of Law & Justice	Department of Legal Affairs	Branch Sectt. Kolkata
1442	Ministry of Law & Justice	Department of Legal Affairs	Department of Legal Affairs
1443	Ministry of Law & Justice	Department of Legal Affairs	Income Tax Appellate Tribunal, Agra
1444	Ministry of Law & Justice	Department of Legal Affairs	Income Tax Appellate Tribunal, Ahmedabad
1445	Ministry of Law & Justice	Department of Legal Affairs	Income Tax Appellate Tribunal, Allahabad
1446	Ministry of Law & Justice	Department of Legal Affairs	Income Tax Appellate Tribunal, Amritsar
1447	Ministry of Law & Justice	Department of Legal Affairs	Income Tax Appellate Tribunal, Bangalore
1448	Ministry of Law & Justice	Department of Legal Affairs	Income Tax Appellate Tribunal, Chandigarh
1449	Ministry of Law & Justice	Department of Legal Affairs	Income Tax Appellate Tribunal, Chennai
1450	Ministry of Law & Justice	Department of Legal Affairs	Income Tax Appellate Tribunal, Cuttack
1451	Ministry of Law & Justice	Department of Legal Affairs	Income Tax Appellate Tribunal, Delhi
1452	Ministry of Law & Justice	Department of Legal Affairs	Income Tax Appellate Tribunal, Hyderabad
1453	Ministry of Law & Justice	Department of Legal Affairs	Income Tax Appellate Tribunal, Indore
1454	Ministry of Law & Justice	Department of Legal Affairs	Income Tax Appellate Tribunal, Jabalpur
1455	Ministry of Law & Justice	Department of Legal Affairs	Income Tax Appellate Tribunal, Jaipur
1456	Ministry of Law & Justice	Department of Legal Affairs	Income Tax Appellate Tribunal, Jodhpur
1457	Ministry of Law & Justice	Department of Legal Affairs	Income Tax Appellate Tribunal, Kolkata
1458	Ministry of Law & Justice	Department of Legal Affairs	Income Tax Appellate Tribunal, Lucknow
1459	Ministry of Law & Justice	Department of Legal Affairs	Income Tax Appellate Tribunal, Mumbai
1460	Ministry of Law & Justice	Department of Legal Affairs	Income Tax Appellate Tribunal, Nagpur
1461	Ministry of Law & Justice	Department of Legal Affairs	Income Tax Appellate Tribunal, Panaji
1462	Ministry of Law & Justice	Department of Legal Affairs	Income Tax Appellate Tribunal, Patna
1463	Ministry of Law & Justice	Department of Legal Affairs	Income Tax Appellate Tribunal, Pune
1464	Ministry of Law & Justice	Department of Legal Affairs	Income Tax Appellate Tribunal, Raipur
1465	Ministry of Law & Justice	Department of Legal Affairs	Income Tax Appellate Tribunal, Rajkot

1466	Ministry of Law & Justice	Department of Legal Affairs	Income Tax Appellate Tribunal, Surat
1467	Ministry of Law & Justice	Department of Legal Affairs	Income Tax Appellate Tribunal, Visakhapatnam
1468	Ministry of Law & Justice	Department of Legal Affairs	Law Commission of India
1469	Ministry of Law & Justice	Legislative department	Legislative Department
1470	Ministry of Micro, Small and Medium Enterprises	N/A	CDGI Ferozabad
1471	Ministry of Micro, Small and Medium Enterprises	N/A	CFTI Agra
1472	Ministry of Micro, Small and Medium Enterprises	N/A	CFTI Chennai
1473	Ministry of Micro, Small and Medium Enterprises	N/A	CIHT Jalandhar
1474	Ministry of Micro, Small and Medium Enterprises	N/A	Coir Board
1475	Ministry of Micro, Small and Medium Enterprises	N/A	Credit Gurantee Fund Trust for Micro and Small Enterprises (CGTMSE)
1476	Ministry of Micro, Small and Medium Enterprises	N/A	CTR Ludhiana
1477	Ministry of Micro, Small and Medium Enterprises	N/A	CTRTC Bhubneswar
1478	Ministry of Micro, Small and Medium Enterprises	N/A	CTRTC KolKata
1479	Ministry of Micro, Small and Medium Enterprises	N/A	ESTC Ramnagar
1480	Ministry of Micro, Small and Medium Enterprises	N/A	FFDC Kannauj
1481	Ministry of Micro, Small and Medium Enterprises	N/A	IDEMI Mumbai
1482	Ministry of Micro, Small and Medium Enterprises	N/A	IDTR Jamshedpur
1483	Ministry of Micro, Small and Medium Enterprises	N/A	IGTR Aurangabad
1484	Ministry of Micro, Small and Medium Enterprises	N/A	Khadi & Village Industries Commission
1485	Ministry of Micro, Small and Medium Enterprises	N/A	M S M E TESTING CENTRE NEW DELHI
1486	Ministry of Micro, Small and Medium Enterprises	N/A	Mahatma Gandhi Institute for Rural Industrialisation (MGIRI)
1487	Ministry of Micro, Small and Medium Enterprises	N/A	MEME DI Gangtok
1488	Ministry of Micro, Small and Medium Enterprises	N/A	Ministry of Micro, Small and Medium Enterprises
1489	Ministry of Micro, Small and Medium Enterprises	N/A	MSME Development Institute Agra
1490	Ministry of Micro, Small and Medium Enterprises	N/A	MSME Development Institute Bangalore
1491	Ministry of Micro, Small and Medium Enterprises	N/A	MSME Development Institute Chennai
1492	Ministry of Micro, Small and Medium Enterprises	N/A	MSME Development Institute karnal
1493	Ministry of Micro, Small and Medium Enterprises	N/A	MSME Development Institute, Ludhiana
1494	Ministry of Micro, Small and Medium Enterprises	N/A	MSME Development Institute,Kolkata
1495	Ministry of Micro, Small and Medium Enterprises	N/A	MSME DI Guwahati
1496	Ministry of Micro, Small and Medium Enterprises	N/A	MSME DI Hubli

1497	Ministry of Micro, Small and Medium Enterprises	N/A	MSME DI Hyderabad
1498	Ministry of Micro, Small and Medium Enterprises	N/A	MSME DI JAIPUR
1499	Ministry of Micro, Small and Medium Enterprises	N/A	MSME DI KANPUR
1500	Ministry of Micro, Small and Medium Enterprises	N/A	MSME DI Mumabi
1501	Ministry of Micro, Small and Medium Enterprises	N/A	MSME DI Muzaffarpur
1502	Ministry of Micro, Small and Medium Enterprises	N/A	MSME DI Nagpur
1503	Ministry of Micro, Small and Medium Enterprises	N/A	MSME DI New Delhi
1504	Ministry of Micro, Small and Medium Enterprises	N/A	MSME DI Patna
1505	Ministry of Micro, Small and Medium Enterprises	N/A	MSME DI Raipur
1506	Ministry of Micro, Small and Medium Enterprises	N/A	MSME DI SOLAN
1507	Ministry of Micro, Small and Medium Enterprises	N/A	MSME DI Thrissur
1508	Ministry of Micro, Small and Medium Enterprises	N/A	MSME DI, Cuttack
1509	Ministry of Micro, Small and Medium Enterprises	N/A	MSME DI, Haldwani
1510	Ministry of Micro, Small and Medium Enterprises	N/A	MSME DEVELOPMENT INSTITUTE INDORE
1511	Ministry of Micro, Small and Medium Enterprises	N/A	MSME Testing Centre Kolkata
1512	Ministry of Micro, Small and Medium Enterprises	N/A	MSME Testing Centre, Chennai
1513	Ministry of Micro, Small and Medium Enterprises	N/A	MSME tool room Ahmedabad
1514	Ministry of Micro, Small and Medium Enterprises	N/A	MSME TOOL ROOM GUWAHATI
1515	Ministry of Micro, Small and Medium Enterprises	N/A	MSME TOOL ROOM HYDERABAD CITD
1516	Ministry of Micro, Small and Medium Enterprises	N/A	MSME Tool Room Indore
1517	Ministry of Micro, Small and Medium Enterprises	N/A	MSMEDI Ahmedabad
1518	Ministry of Micro, Small and Medium Enterprises	N/A	MSMETI Thiruvalla
1519	Ministry of Micro, Small and Medium Enterprises	N/A	National Institute of Micro Small and Medium Enterprises (NIMSME)
1520	Ministry of Micro, Small and Medium Enterprises	N/A	Office of Development Commissioner (Micro Small and Medium Enterprises)
1521	Ministry of Micro, Small and Medium Enterprises	N/A	PPDC Agra
1522	Ministry of Micro, Small and Medium Enterprises	N/A	PPDC Meerut
1523	Ministry of Micro, Small and Medium Enterprises	N/A	SISI Agartala
1524	Ministry of Micro, Small and Medium Enterprises	N/A	SISI Allahabad
1525	Ministry of Micro, Small and Medium Enterprises	N/A	SISI-Goa
1526	Ministry of Micro, Small and Medium Enterprises	N/A	SISI-Jammu

1527	Ministry of Micro, Small and Medium Enterprises	N/A	SISI-Ranchi
1528	Ministry of Micro, Small and Medium Enterprises	N/A	The National Small Industries Corporation Ltd
1529	Ministry of Mines	N/A	Geological Survey of India
1530	Ministry of Mines	N/A	Hindustan Copper Ltd.
1531	Ministry of Mines	N/A	Indian Bureau of Mines
1532	Ministry of Mines	N/A	Jawaharlal Nehru Aluminium Research Development and Design Centre.
1533	Ministry of Mines	N/A	Mineral Exploration Corporation Ltd.
1534	Ministry of Mines	N/A	Ministry of Mines
1535	Ministry of Mines	N/A	National Aluminium Company Ltd.
1536	Ministry of Mines	N/A	National Institute of Rock Mechanics
1537	Ministry of Minority Affairs	N/A	Central Wakf Council
1538	Ministry of Minority Affairs	N/A	Dargah Committee, Dargah Khwaja Saheb
1539	Ministry of Minority Affairs	N/A	Maulana Azad Education Foundation
1540	Ministry of Minority Affairs	N/A	Ministry of Minority Affairs
1541	Ministry of Minority Affairs	N/A	National Commission for Minorities
1542	Ministry of Minority Affairs	N/A	National Minorities Development and Finance Corporation
1543	Ministry of Minority Affairs	N/A	Office of the Commissioner for Linguistic Minorities
1544	Ministry of New & Renewable Energy	N/A	Indian Renewable Energy Development Agency
1545	Ministry of New & Renewable Energy	N/A	Ministry of New and Renewable Energy
1546	Ministry of New & Renewable Energy	N/A	National Institute of Solar Energy
1547	Ministry of New & Renewable Energy	N/A	National Institute of Wind Energy
1548	Ministry of New & Renewable Energy	N/A	Sardar Swaran Singh National Institute of Bio Energy
1549	Ministry of New & Renewable Energy	N/A	Solar Energy Corporation of India
1550	Ministry of Panchayati Raj	N/A	Ministry of Panchayati Raj
1551	Ministry of Parliamentary Affairs	N/A	Ministry of Parliamentary Affairs
1552	Ministry of Personnel, Public Grievances & Pensions	Department of Administrative Reforms & PG	Department of Administrative Reforms & PG
1553	Ministry of Personnel, Public Grievances & Pensions	Department of Pensions & Pensioners Welfare	Department of Pensions & Pensioners Welfare
1554	Ministry of Personnel, Public Grievances & Pensions	Department of Personnel & Training	CBI
1555	Ministry of Personnel, Public Grievances & Pensions	Department of Personnel & Training	Central Administrative Tribunal
1556	Ministry of Personnel, Public Grievances & Pensions	Department of Personnel & Training	Central Information Commission
1557	Ministry of Personnel, Public Grievances & Pensions	Department of Personnel & Training	Central Vigilance Commission
1558	Ministry of Personnel, Public Grievances & Pensions	Department of Personnel & Training	Department of Personnel & Training
1559	Ministry of Personnel, Public Grievances & Pensions	Department of Personnel & Training	Indian Institute of Public Administration
1560	Ministry of Personnel, Public Grievances & Pensions	Department of Personnel & Training	ISTM
1561	Ministry of Personnel, Public Grievances & Pensions	Department of Personnel & Training	LBSNAA

1562	Ministry of Personnel, Public Grievances & Pensions	Department of Personnel & Training	Staff Selection Commission
1563	Ministry of Personnel, Public Grievances & Pensions	Department of Personnel & Training	Union Public Service Commission
1564	Ministry of Petroleum & Natural Gas	N/A	Balmer Lawrie & Co. Ltd.
1565	Ministry of Petroleum & Natural Gas	N/A	Bharat Petro Resources Ltd & BPRJPDA
1566	Ministry of Petroleum & Natural Gas	N/A	Bharat Petroleum Corporation Limited (BPCL)
1567	Ministry of Petroleum & Natural Gas	N/A	Centre for High Technology (CHT)
1568	Ministry of Petroleum & Natural Gas	N/A	Chennai Petroleum Corporation Limited (CPCL)
1569	Ministry of Petroleum & Natural Gas	N/A	Directorate General of Hydrocarbons
1570	Ministry of Petroleum & Natural Gas	N/A	Engineers India Limited (EIL)
1571	Ministry of Petroleum & Natural Gas	N/A	GAIL (India) Limited
1572	Ministry of Petroleum & Natural Gas	N/A	GAIL Gas Limited
1573	Ministry of Petroleum & Natural Gas	N/A	Hindustan Petroleum Corporation Limited (HPCL)
1574	Ministry of Petroleum & Natural Gas	N/A	Indian Oil Corporation Limited (IOCL)
1575	Ministry of Petroleum & Natural Gas	N/A	Mangalore Refinery and Petrochemicals Limited (MRPL)
1576	Ministry of Petroleum & Natural Gas	N/A	Ministry of Petroleum & Natural Gas
1577	Ministry of Petroleum & Natural Gas	N/A	Numaligarh Refinery Limited (NRL)
1578	Ministry of Petroleum & Natural Gas	N/A	Oil & Natural Gas Corporation Limited (ONGC)
1579	Ministry of Petroleum & Natural Gas	N/A	Oil India Limited (OIL)
1580	Ministry of Petroleum & Natural Gas	N/A	Oil Industry Development Board (OIDB)
1581	Ministry of Petroleum & Natural Gas	N/A	Oil Industry Safety Directorate (OISD) under MOPNG
1582	Ministry of Petroleum & Natural Gas	N/A	ONGC Videsh Limited (OVL)
1583	Ministry of Petroleum & Natural Gas	N/A	Petroleum and Natural Gas Regulatory Board (PNGRB)
1584	Ministry of Petroleum & Natural Gas	N/A	Petroleum Conservation Research Association
1585	Ministry of Petroleum & Natural Gas	N/A	Petroleum Planning & Analysis Cell (PPAC)
1586	Ministry of Petroleum & Natural Gas	N/A	Rajiv Gandhi Institute of Petroleum Technology (RGPT)
1587	Ministry of Power	N/A	Appellate Tribunal for Electricity (APTEL)
1588	Ministry of Power	N/A	Bhakra Beas Management Board
1589	Ministry of Power	N/A	Bureau of Energy Efficiency
1590	Ministry of Power	N/A	Central Electricity Regulatory Commission
1591	Ministry of Power	N/A	Central Electricity Authority
1592	Ministry of Power	N/A	Central Power Research Institute
1593	Ministry of Power	N/A	Damodar Valley Corporation
1594	Ministry of Power	N/A	Energy Efficiency Services Limited (EESL)
1595	Ministry of Power	N/A	Ministry of Power

1596	Ministry of Power	N/A	National Hydroelectric Power Corporation (NHPC)
1597	Ministry of Power	N/A	National Power Training Institute
1598	Ministry of Power	N/A	National Thermal Power Corporation Ltd.(NTPC)
1599	Ministry of Power	N/A	North Eastern Electric Power Corporation
1600	Ministry of Power	N/A	Power Finance Corporation Ltd.
1601	Ministry of Power	N/A	Power Grid Corporation of India Ltd.
1602	Ministry of Power	N/A	Power System Operation Corporation Limited
1603	Ministry of Power	N/A	REC Limited
1604	Ministry of Power	N/A	Sutluj Jal Vidyut Nigam Ltd(SJVNL)
1605	Ministry of Power	N/A	Tehri Hydro Development Corporation(THDC)
1606	Ministry of Railways	N/A	Braithwaite and Co Ltd
1607	Ministry of Railways	N/A	CENTRAL RAILWAY
1608	Ministry of Railways	N/A	Centre for Railway Information System (CRIS)
1609	Ministry of Railways	N/A	Container Corporation of India Ltd.
1610	Ministry of Railways	N/A	DEDICATED FREIGHT CORRIDOR CORP OF INDIA LIMITED
1611	Ministry of Railways	N/A	East Central Railway (Hajipur)
1612	Ministry of Railways	N/A	East Coast Railway (Bhubaneswar)
1613	Ministry of Railways	N/A	Eastern Railway (Kolkata)
1614	Ministry of Railways	N/A	Indian Railway Catering & Tourism Corpn .Ltd.
1615	Ministry of Railways	N/A	Indian Railway Finance Corporation Ltd.
1616	Ministry of Railways	N/A	IRCON International Limited
1617	Ministry of Railways	N/A	Konkan Railway
1618	Ministry of Railways	N/A	Metro Rail Corporation Kolkata
1619	Ministry of Railways	N/A	Mumbai Railway Vikas Corporation Ltd.
1620	Ministry of Railways	N/A	North Central Railway
1621	Ministry of Railways	N/A	North Eastern Railway (Gorakhpur)
1622	Ministry of Railways	N/A	North Western Railway
1623	Ministry of Railways	N/A	Northeast Frontier Railway (Guwahati)
1624	Ministry of Railways	N/A	Northern Railway
1625	Ministry of Railways	N/A	Rail India Technical & Economic Services (RITES) Ltd.
1626	Ministry of Railways	N/A	Rail Tel Corporation of India Ltd.
1627	Ministry of Railways	N/A	Rail Vikas Nigam Ltd.
1628	Ministry of Railways	N/A	South Central Railway (Secunderabad)
1629	Ministry of Railways	N/A	South East Central Railway
1630	Ministry of Railways	N/A	South Western Railway
1631	Ministry of Railways	N/A	Southern Railway
1632	Ministry of Railways	N/A	West Central Railway
1633	Ministry of Railways	N/A	Western Railway Mumbai
1634	Ministry of Road Transport & Highways	N/A	Indian Academy of Highway Engineers (IAHE)
1635	Ministry of Road Transport & Highways	N/A	Indian Road Congress
1636	Ministry of Road Transport & Highways	N/A	Ministry of Road Transport & Highways

1637	Ministry of Road Transport & Highways	N/A	National Highways Authority of India (NHA)
1638	Ministry of Road Transport & Highways	N/A	National Highways Infrastructure Development Corporation Ltd(NHIDCL)
1639	Ministry of Rural Development	Department of Land Resources	Department of Land Resources
1640	Ministry of Rural Development	Department of Rural Development	Ministry Of Rural Development
1641	Ministry of Rural Development	Department of Rural Development	National Rural Roads of Development Agency
1642	Ministry of Science & Technology	Department of Bio-Technology	Bharat Immunolgicals & Biologicals Corp. Ltd.(BIBCOL)
1643	Ministry of Science & Technology	Department of Bio-Technology	Center of Innovative and Applied Bioprocessing Mohali
1644	Ministry of Science & Technology	Department of Bio-Technology	Centre for DNA Fingerprinting and Diagnostics(CDFD)
1645	Ministry of Science & Technology	Department of Bio-Technology	Department of Bio-Technology
1646	Ministry of Science & Technology	Department of Bio-Technology	Institute of Bioresources & Sustainable Development(IBSD)
1647	Ministry of Science & Technology	Department of Bio-Technology	Institute of Life Sciences(ILS)
1648	Ministry of Science & Technology	Department of Bio-Technology	Natinal Institute of Animal Biotechnology(NIAB)
1649	Ministry of Science & Technology	Department of Bio-Technology	National Agri Food Biotechnology Institute (NABI)
1650	Ministry of Science & Technology	Department of Bio-Technology	National Brain Research Centre(NBRC)
1651	Ministry of Science & Technology	Department of Bio-Technology	National Centre for Cell Science(NCCS)
1652	Ministry of Science & Technology	Department of Bio-Technology	National Institute of Biomedical Genomics
1653	Ministry of Science & Technology	Department of Bio-Technology	National Institute of Immunology (NII)
1654	Ministry of Science & Technology	Department of Bio-Technology	National Institute of Plant Genome Researchc (NIPGR)
1655	Ministry of Science & Technology	Department of Bio-Technology	Rajiv Gandhi Centre for Biotechnology
1656	Ministry of Science & Technology	Department of Bio-Technology	Regional Centre for Bio-technology, Faridabad
1657	Ministry of Science & Technology	Department of Bio-Technology	Translational Health Science and Technology Institute
1658	Ministry of Science & Technology	Department of Science & Technology	Aghakar Research Institute
1659	Ministry of Science & Technology	Department of Science & Technology	Aryabhata Research Institute of Observational Sciences
1660	Ministry of Science & Technology	Department of Science & Technology	Birbal Sahni Institute of Palaeosciences
1661	Ministry of Science & Technology	Department of Science & Technology	Bose Institute
1662	Ministry of Science & Technology	Department of Science & Technology	Centre for Nano and Soft Matter Sciences (Formerly Centre for Soft Matter Research)
1663	Ministry of Science & Technology	Department of Science & Technology	Department of Science & Technology
1664	Ministry of Science & Technology	Department of Science & Technology	Indian Academy of Sciences
1665	Ministry of Science & Technology	Department of Science & Technology	Indian Assocation for the cultivation of Science
1666	Ministry of Science & Technology	Department of Science & Technology	Indian Institute of Astro Physics

1667	Ministry of Science & Technology	Department of Science & Technology	Indian Institute of Geomagnetism
1668	Ministry of Science & Technology	Department of Science & Technology	Indian National Academy of Engg.
1669	Ministry of Science & Technology	Department of Science & Technology	Indian National Science Academy
1670	Ministry of Science & Technology	Department of Science & Technology	Indian Science Congress Association
1671	Ministry of Science & Technology	Department of Science & Technology	Institute of Nano Science and Technology
1672	Ministry of Science & Technology	Department of Science & Technology	International Advanced Research Centre for Powder Metallurgy
1673	Ministry of Science & Technology	Department of Science & Technology	Jawahar Lal Nehru Centre for Advanced Scientific Research
1674	Ministry of Science & Technology	Department of Science & Technology	National Academy of Sciences
1675	Ministry of Science & Technology	Department of Science & Technology	National Atlas & Thematic Mapping Organisation
1676	Ministry of Science & Technology	Department of Science & Technology	National Innovation Foundation
1677	Ministry of Science & Technology	Department of Science & Technology	North East Center for Technology Application and Reach
1678	Ministry of Science & Technology	Department of Science & Technology	Raman Research Institute
1679	Ministry of Science & Technology	Department of Science & Technology	S.N. Bose National Centre for Basic Sciences
1680	Ministry of Science & Technology	Department of Science & Technology	Science and Engineering Research Board
1681	Ministry of Science & Technology	Department of Science & Technology	Shree Chitra Triunal Institute for Medical Sciences and Technology
1682	Ministry of Science & Technology	Department of Science & Technology	Survey of India
1683	Ministry of Science & Technology	Department of Science & Technology	Technology Development Board
1684	Ministry of Science & Technology	Department of Science & Technology	Technology Information, Forecasting and Assessment Council
1685	Ministry of Science & Technology	Department of Science & Technology	The Institute of Advanced Study in Science & Technology
1686	Ministry of Science & Technology	Department of Science & Technology	Vigyan Prasar
1687	Ministry of Science & Technology	Department of Science & Technology	Wadia Institute of Himalayan Geology
1688	Ministry of Science & Technology	Department of Scientific & Industrial Research	Academy of Scientific and Innovative Research
1689	Ministry of Science & Technology	Department of Scientific & Industrial Research	Central Electronics Limited
1690	Ministry of Science & Technology	Department of Scientific & Industrial Research	Consultancy Development Centre
1691	Ministry of Science & Technology	Department of Scientific & Industrial Research	CSIR Hqrs, New Delhi
1692	Ministry of Science & Technology	Department of Scientific & Industrial Research	CSIR-AMPRI, Bhopal
1693	Ministry of Science & Technology	Department of Scientific & Industrial Research	CSIR-CBRI, Roorkee
1694	Ministry of Science & Technology	Department of Scientific & Industrial Research	CSIR-CCMB, Hyderabad
1695	Ministry of Science & Technology	Department of Scientific & Industrial Research	CSIR-CDRI, Lucknow
1696	Ministry of Science & Technology	Department of Scientific & Industrial Research	CSIR-CECRI, Karaikudi
1697	Ministry of Science & Technology	Department of Scientific & Industrial Research	CSIR-CEERI, Pilani

1698	Ministry of Science & Technology	Department of Scientific & Industrial Research	CSIR-CFTRI, Mysore
1699	Ministry of Science & Technology	Department of Scientific & Industrial Research	CSIR-CGCRI, Calcutta
1700	Ministry of Science & Technology	Department of Scientific & Industrial Research	CSIR-CIMAP, Lucknow
1701	Ministry of Science & Technology	Department of Scientific & Industrial Research	CSIR-CIMFR, Dhanbad
1702	Ministry of Science & Technology	Department of Scientific & Industrial Research	CSIR-CLRI, Chennai
1703	Ministry of Science & Technology	Department of Scientific & Industrial Research	CSIR-CMERI, Durgapur
1704	Ministry of Science & Technology	Department of Scientific & Industrial Research	CSIR-CRRI, New Delhi
1705	Ministry of Science & Technology	Department of Scientific & Industrial Research	CSIR-CSIO, Chandigarh
1706	Ministry of Science & Technology	Department of Scientific & Industrial Research	CSIR-CSIR Madras Complex, Chennai
1707	Ministry of Science & Technology	Department of Scientific & Industrial Research	CSIR-CSMCRI, Bhavnagar
1708	Ministry of Science & Technology	Department of Scientific & Industrial Research	CSIR-FPI, Bengaluru
1709	Ministry of Science & Technology	Department of Scientific & Industrial Research	CSIR-HRDG, New Delhi
1710	Ministry of Science & Technology	Department of Scientific & Industrial Research	CSIR-IGIB, Delhi
1711	Ministry of Science & Technology	Department of Scientific & Industrial Research	CSIR-IHBT, Palampur
1712	Ministry of Science & Technology	Department of Scientific & Industrial Research	CSIR-IICB, Kolkata
1713	Ministry of Science & Technology	Department of Scientific & Industrial Research	CSIR-IICT, Hyderabad
1714	Ministry of Science & Technology	Department of Scientific & Industrial Research	CSIR-IIIM, Jammu
1715	Ministry of Science & Technology	Department of Scientific & Industrial Research	CSIR-IIP, Dehradun
1716	Ministry of Science & Technology	Department of Scientific & Industrial Research	CSIR-IITR, Lucknow
1717	Ministry of Science & Technology	Department of Scientific & Industrial Research	CSIR-IMMT, Bhubaneswar
1718	Ministry of Science & Technology	Department of Scientific & Industrial Research	CSIR-IMT, Chandigarh
1719	Ministry of Science & Technology	Department of Scientific & Industrial Research	CSIR-NAL, Bengaluru
1720	Ministry of Science & Technology	Department of Scientific & Industrial Research	CSIR-NBRI, Lucknow
1721	Ministry of Science & Technology	Department of Scientific & Industrial Research	CSIR-NCL, Pune
1722	Ministry of Science & Technology	Department of Scientific & Industrial Research	CSIR-NEERI, Nagpur
1723	Ministry of Science & Technology	Department of Scientific & Industrial Research	CSIR-NEIST, Jorhat
1724	Ministry of Science & Technology	Department of Scientific & Industrial Research	CSIR-NGRI, Hyderabad
1725	Ministry of Science & Technology	Department of Scientific & Industrial Research	CSIR-NIIST, Thiruvanthapuram
1726	Ministry of Science & Technology	Department of Scientific & Industrial Research	CSIR-NIO, Goa
1727	Ministry of Science & Technology	Department of Scientific & Industrial Research	CSIR-NISCAIR, New Delhi
1728	Ministry of Science & Technology	Department of Scientific & Industrial Research	CSIR-NISTADS, New Delhi

1729	Ministry of Science & Technology	Department of Scientific & Industrial Research	CSIR-NML, Jamshedpur
1730	Ministry of Science & Technology	Department of Scientific & Industrial Research	CSIR-NPL, New Delhi
1731	Ministry of Science & Technology	Department of Scientific & Industrial Research	CSIR-SERC, Chennai
1732	Ministry of Science & Technology	Department of Scientific & Industrial Research	Department of Scientific & Industrial Research
1733	Ministry of Science & Technology	Department of Scientific & Industrial Research	National Research Development Corporation
1734	Ministry of Shipping	Department of Shipping	Chennai Port Trust
1735	Ministry of Shipping	Department of Shipping	Cochin Port Trust
1736	Ministry of Shipping	Department of Shipping	Cochin Shipyard Ltd.
1737	Ministry of Shipping	Department of Shipping	Department of Shipping
1738	Ministry of Shipping	Department of Shipping	Directorate General of Shipping DG(S)
1739	Ministry of Shipping	Department of Shipping	Dredging Corporation of India Limited, Visakhapatnam
1740	Ministry of Shipping	Department of Shipping	Indian Maritime University, Chennai
1741	Ministry of Shipping	Department of Shipping	Inland Waterways Authority of India, Noida
1742	Ministry of Shipping	Department of Shipping	Jawaharlal Nehru (Nhava Seheva) Port Trust
1743	Ministry of Shipping	Department of Shipping	Kamarajar Port Limited
1744	Ministry of Shipping	Department of Shipping	Kandla Port Trust
1745	Ministry of Shipping	Department of Shipping	Kolkata Port Trust
1746	Ministry of Shipping	Department of Shipping	Mumbai Port Trust
1747	Ministry of Shipping	Department of Shipping	New Mangalore Port Trust
1748	Ministry of Shipping	Department of Shipping	Paradip Port Trust
1749	Ministry of Shipping	Department of Shipping	Seamen Provident Fund Organisation, Mumbai
1750	Ministry of Shipping	Department of Shipping	Sethusamudram Corporation Ltd
1751	Ministry of Shipping	Department of Shipping	Shipping Corp. of India Ltd.
1752	Ministry of Shipping	Department of Shipping	V.O. Chidambarnar Port Trust
1753	Ministry of Skill Development & Entrepreneurship	N/A	Directorate General of Training
1754	Ministry of Skill Development & Entrepreneurship	N/A	Indian Institute of Entrepreneurship, Guwahati
1755	Ministry of Skill Development & Entrepreneurship	N/A	Ministry of Skill Development & Entrepreneurship
1756	Ministry of Skill Development & Entrepreneurship	N/A	National Skill Development Agency
1757	Ministry of Skill Development & Entrepreneurship	N/A	National Skill Development Corporation
1758	Ministry of Skill Development & Entrepreneurship	N/A	The National Institute for Entrepreneurship And Small Business Development (NIESBUD)
1759	Ministry of Social Justice & Empowerment	N/A	Ali Yavar Jung, National Institute for the Hearing Handicapped
1760	Ministry of Social Justice & Empowerment	N/A	Artificial Limbs Manufacturing Corporation of India
1761	Ministry of Social Justice & Empowerment	N/A	Babu Jagjiwan Ram National Foundation
1762	Ministry of Social Justice & Empowerment	N/A	Department of Empowerment of Persons with Disabilities(Divyangjan)
1763	Ministry of Social Justice & Empowerment	N/A	Indian Sign Language Research and Training Centre
1764	Ministry of Social Justice & Empowerment	N/A	Ministry of Social Justice & Empowerment

1765	Ministry of Social Justice & Empowerment	N/A	National Backward Classes Finance & Development Corporation
1766	Ministry of Social Justice & Empowerment	N/A	National Commission for Backward Classes
1767	Ministry of Social Justice & Empowerment	N/A	National Commission for Safai Karamcharis
1768	Ministry of Social Justice & Empowerment	N/A	National Commission for Scheduled Castes
1769	Ministry of Social Justice & Empowerment	N/A	National Handicapped Finance and Development Corporation
1770	Ministry of Social Justice & Empowerment	N/A	National Institute for Empowerment of Persons with Multiple Disabilities (NIEPMD)
1771	Ministry of Social Justice & Empowerment	N/A	National Institute for Orthopaedically Handicapped
1772	Ministry of Social Justice & Empowerment	N/A	National Institute for Social Defence
1773	Ministry of Social Justice & Empowerment	N/A	National Institute for the Mentally Handicapped
1774	Ministry of Social Justice & Empowerment	N/A	National Institute for the Visually Handicapped
1775	Ministry of Social Justice & Empowerment	N/A	National Institute of Mental Health Rehabilitation, Sehore
1776	Ministry of Social Justice & Empowerment	N/A	National Safai Karmacharis Finance and Development Corporation
1777	Ministry of Social Justice & Empowerment	N/A	National Scheduled Castes Finance and Development Corporation
1778	Ministry of Social Justice & Empowerment	N/A	National Trust for the Persons with Cerebral Palsy, Autism, Mental Retardation & Multiple Disability
1779	Ministry of Social Justice & Empowerment	N/A	Office of the Chief Commissioner for Persons with Disabilities
1780	Ministry of Social Justice & Empowerment	N/A	Pandit Deendayal Upadhyay National Institute for Persons with Physically Handicapped Disability(PDUNIPPD)
1781	Ministry of Social Justice & Empowerment	N/A	Rehabilitation Council of India
1782	Ministry of Social Justice & Empowerment	N/A	Swami Vivekanand National Institute of Rehabilitation Training and Research
1783	Ministry of Statistics & Programme Implementation	N/A	Ministry of Statistics & Programme Implementation
1784	Ministry of Steel	N/A	Biju Patnaik National Steel Institute
1785	Ministry of Steel	N/A	Ferro Scrap Nigam Limited
1786	Ministry of Steel	N/A	Hindustan Steelworks Construction Ltd.(HSCL)
1787	Ministry of Steel	N/A	Institute of Steel Developemnt Growth (INSDAG)
1788	Ministry of Steel	N/A	Joint Plant Committee
1789	Ministry of Steel	N/A	KIOCL Limited
1790	Ministry of Steel	N/A	MECON Limited
1791	Ministry of Steel	N/A	Ministry of Steel
1792	Ministry of Steel	N/A	MOIL LIMITED
1793	Ministry of Steel	N/A	MSTC Limited
1794	Ministry of Steel	N/A	National Institute of Secondary Steel Technology(NISST)
1795	Ministry of Steel	N/A	NMDC Ltd.
1796	Ministry of Steel	N/A	Rashtraiya Ispat Nigam Ltd.
1797	Ministry of Steel	N/A	Steel Authority of India Ltd. (SAIL)

1798	Ministry of Textiles	N/A	British India corporation
1799	Ministry of Textiles	N/A	Central Cottage Industries Corporation of India Ltd.
1800	Ministry of Textiles	N/A	Central Silk Board
1801	Ministry of Textiles	N/A	Central Wool Development Board
1802	Ministry of Textiles	N/A	Cotton Corporation of India Ltd.
1803	Ministry of Textiles	N/A	Handicrafts and Handlooms Exports Corpn. of India
1804	Ministry of Textiles	N/A	Ministry of Textiles
1805	Ministry of Textiles	N/A	National Handloom Development Corporation Limited
1806	Ministry of Textiles	N/A	National Institute of Fashion Technology
1807	Ministry of Textiles	N/A	National Jute Board
1808	Ministry of Textiles	N/A	National Jute Manufacturing Corporation Ltd.
1809	Ministry of Textiles	N/A	National Textiles Corporation Ltd.
1810	Ministry of Textiles	N/A	Office of Development Commissioner(Handicrafts)
1811	Ministry of Textiles	N/A	Office of Development Commissioner(Handlooms)
1812	Ministry of Textiles	N/A	Office of Jute Commissioner
1813	Ministry of Textiles	N/A	Office of Textile Commissioner
1814	Ministry of Textiles	N/A	Sardar Vallabhnbhai Patel Institute of Textile Management
1815	Ministry of Textiles	N/A	Textile Committee
1816	Ministry of Textiles	N/A	The Jute Croperation of India Limited
1817	Ministry of Tourism	N/A	IHM Bangaluru
1818	Ministry of Tourism	N/A	IHM Bhopal
1819	Ministry of Tourism	N/A	IHM Bhubaneswar
1820	Ministry of Tourism	N/A	IHM Chandigarh
1821	Ministry of Tourism	N/A	IHM Chennai
1822	Ministry of Tourism	N/A	IHM Gandhinagar
1823	Ministry of Tourism	N/A	IHM Goa
1824	Ministry of Tourism	N/A	IHM Gurdaspur
1825	Ministry of Tourism	N/A	IHM Guwahati
1826	Ministry of Tourism	N/A	IHM Gwalior
1827	Ministry of Tourism	N/A	IHM Hajipur
1828	Ministry of Tourism	N/A	IHM Hyderabad
1829	Ministry of Tourism	N/A	IHM Jaipur
1830	Ministry of Tourism	N/A	IHM KOLKATA
1831	Ministry of Tourism	N/A	IHM Lucknow
1832	Ministry of Tourism	N/A	IHM Mumbai
1833	Ministry of Tourism	N/A	IHM PUSA
1834	Ministry of Tourism	N/A	IHM Shillong
1835	Ministry of Tourism	N/A	IHM Shimla
1836	Ministry of Tourism	N/A	IHM Srinagar
1837	Ministry of Tourism	N/A	IHM Thiruvanathapuram
1838	Ministry of Tourism	N/A	IITTM Gwalior
1839	Ministry of Tourism	N/A	India Tourism Development Corporation (ITDC)
1840	Ministry of Tourism	N/A	Ministry of Tourism
1841	Ministry of Tourism	N/A	NCHMCT NOIDA
1842	Ministry of Tribal Affairs	N/A	Ministry of Tribal Affairs
1843	Ministry of Tribal Affairs	N/A	NCST
1844	Ministry of Tribal Affairs	N/A	NSTFDC
1845	Ministry of Tribal Affairs	N/A	TRIFED
1846	Ministry of Women & Child Development	N/A	Central Adoption Resource Authority(CARA)
1847	Ministry of Women & Child Development	N/A	Ministry of Women & Child Development

1848	Ministry of Women & Child Development	N/A	National Commission for Protection of Child Rights
1849	Ministry of Women & Child Development	N/A	National Commission for Women (NCW)
1850	Ministry of Women & Child Development	N/A	National Institute of Public Cooperation and Child Development (NIPCCD)
1851	Ministry of Women & Child Development	N/A	Rashtriya Mahila Kosh
1852	Ministry of Youth Affairs & Sports	N/A	Lakshmbai National Institute of Physical Education
1853	Ministry of Youth Affairs & Sports	N/A	Ministry of Youth Affairs & Sports
1854	Ministry of Youth Affairs & Sports	N/A	Nehru Yuva Kendra Sangathan
1855	Ministry of Youth Affairs & Sports	N/A	Rajiv Gandhi National Institute of Youth Development
1856	Ministry of Youth Affairs & Sports	N/A	Sports Authority of India
1857	NITI Aayog	N/A	NITI Aayog
1858	President Secretariat	N/A	President Secretariat
1859	Prime Minister's Office	N/A	Prime Minister's Office
1860	Supreme Court of India	N/A	Supreme Court of India
1861	UT of Andaman & Nicobar	N/A	UT of Andaman & Nicobar
1862	UT of Chandigarh	N/A	Agricultural Census
1863	UT of Chandigarh	N/A	Animal Husbandry
1864	UT of Chandigarh	N/A	Assistant Controller (F & A) Rents
1865	UT of Chandigarh	N/A	Central Treasury
1866	UT of Chandigarh	N/A	Chandigarh Child Women Development Corporation Limited
1867	UT of Chandigarh	N/A	Chandigarh College of Architecture
1868	UT of Chandigarh	N/A	Chandigarh Housing Board
1869	UT of Chandigarh	N/A	Chandigarh Industrial Tourism Development Corporation Limited
1870	UT of Chandigarh	N/A	Chandigarh Institute of Hotel Management & Catering Technology
1871	UT of Chandigarh	N/A	Chandigarh S.C. B.C. and Development Corporation Limited
1872	UT of Chandigarh	N/A	Chandigarh State Consumer Disputes Redressal Commission
1873	UT of Chandigarh	N/A	Chandigarh Transport Undertaking
1874	UT of Chandigarh	N/A	Civil & Public Health Circle
1875	UT of Chandigarh	N/A	Construction Circle
1876	UT of Chandigarh	N/A	Cooperative Societies
1877	UT of Chandigarh	N/A	Department of Urban Planning (Town Planning)
1878	UT of Chandigarh	N/A	Director Health Services
1879	UT of Chandigarh	N/A	Directorate of Ayurveda, Yoga and Naturapathy, Unani Siddha and Homeopathy
1880	UT of Chandigarh	N/A	Directorate of School Education
1881	UT of Chandigarh	N/A	Directorate of Technical Education
1882	UT of Chandigarh	N/A	Election Department
1883	UT of Chandigarh	N/A	Electrical Circle
1884	UT of Chandigarh	N/A	Electricity OP Circle
1885	UT of Chandigarh	N/A	Employment Exchange
1886	UT of Chandigarh	N/A	Engineering Department
1887	UT of Chandigarh	N/A	Environment Department
1888	UT of Chandigarh	N/A	Estate Office
1889	UT of Chandigarh	N/A	Excise & Taxation
1890	UT of Chandigarh	N/A	Food Supplies Department
1891	UT of Chandigarh	N/A	Forest & Wildlife Department
1892	UT of Chandigarh	N/A	Government Industrial Training Institute, Chandigarh

1893	UT of Chandigarh	N/A	Government Polytechnic for Women
1894	UT of Chandigarh	N/A	Govt. College of Art
1895	UT of Chandigarh	N/A	Govt. Medical College Hospital
1896	UT of Chandigarh	N/A	Govt. Museum Art Gallery
1897	UT of Chandigarh	N/A	Higher Education
1898	UT of Chandigarh	N/A	Home Department
1899	UT of Chandigarh	N/A	Home Guards
1900	UT of Chandigarh	N/A	Hospitality Department
1901	UT of Chandigarh	N/A	Industries Department
1902	UT of Chandigarh	N/A	Information Technology Department
1903	UT of Chandigarh	N/A	Labour Department UT of Chandigarh
1904	UT of Chandigarh	N/A	Law Prosecution Department
1905	UT of Chandigarh	N/A	Local Audit
1906	UT of Chandigarh	N/A	Municipal Corporation
1907	UT of Chandigarh	N/A	National Cadet Corps (NCC) Ut of Chandigarh
1908	UT of Chandigarh	N/A	Planning Evaluation Organization
1909	UT of Chandigarh	N/A	Police Department
1910	UT of Chandigarh	N/A	Printing Stationery Department
1911	UT of Chandigarh	N/A	Prison Department
1912	UT of Chandigarh	N/A	Public Relation Department
1913	UT of Chandigarh	N/A	Punjab Engineering College
1914	UT of Chandigarh	N/A	Red Cross Society
1915	UT of Chandigarh	N/A	SCERT Chandigarh
1916	UT of Chandigarh	N/A	Science & Technology & Renewable Energy
1917	UT of Chandigarh	N/A	Social Welfare & Women Child Development
1918	UT of Chandigarh	N/A	Sports Department
1919	UT of Chandigarh	N/A	State Agricultural Marketing Board, UT Chandigarh
1920	UT of Chandigarh	N/A	State Legal Services Authority
1921	UT of Chandigarh	N/A	State Transport Authority
1922	UT of Chandigarh	N/A	Statistical Cell
1923	UT of Chandigarh	N/A	Sub Divisional Magistrate (East)
1924	UT of Chandigarh	N/A	Sub Divisional Magistrate (South)
1925	UT of Chandigarh	N/A	Urban Planning Architecture Department
1926	UT of Chandigarh	N/A	Vigilance Department
1927	UT of Chandigarh	N/A	Zila Sainik Welfare Board
1928	UT of Dadar & Nagar Haveli	N/A	UT of Dadar & Nagar Haveli
1929	UT of Daman & Diu	N/A	UT Of Daman & Diu
1930	UT of Delhi	N/A	A and U Tibbia College and Hospital
1931	UT of Delhi	N/A	Acharayashree Bhikshu Government Hospital
1932	UT of Delhi	N/A	Acharya Narendra Dev College
1933	UT of Delhi	N/A	Administrative Reforms Department
1934	UT of Delhi	N/A	Ambedkar Institute of Advance Communication Technologies and Research
1935	UT of Delhi	N/A	Ambedkar Institute of Technology
1936	UT of Delhi	N/A	Art, Culture and Language Department
1937	UT of Delhi	N/A	Aruna Asaf Ali Government Hospital
1938	UT of Delhi	N/A	Aryabhat Institute of Technology
1939	UT of Delhi	N/A	Attar Sain Jain Eye and General Hospital

1940	UT of Delhi	N/A	Babu Jagjivan Ram Memorial Hospital
1941	UT of Delhi	N/A	Bhagini Nivedita College
1942	UT of Delhi	N/A	Bhagwan Mahavir Hospital
1943	UT of Delhi	N/A	Bhai Parmanand Institute of Business Studies
1944	UT of Delhi	N/A	Bhaskaracharya College of Applied Sciences
1945	UT of Delhi	N/A	Bhim Rao Ambedkar College
1946	UT of Delhi	N/A	Board of Homoeopathic System of Medicine Delhi
1947	UT of Delhi	N/A	Board of Technical Education
1948	UT of Delhi	N/A	CDMO Office (North)
1949	UT of Delhi	N/A	Central Jail Tihar
1950	UT of Delhi	N/A	Ch Brham Prakash Government Engineering College
1951	UT of Delhi	N/A	Chacha Nehru Bal Chikitsalaya
1952	UT of Delhi	N/A	College of Art
1953	UT of Delhi	N/A	Commission for OBC
1954	UT of Delhi	N/A	Deen Dayal Upadhyay Hospital
1955	UT of Delhi	N/A	Deen Dayal Upadhyaya College
1956	UT of Delhi	N/A	Delhi Agricultural Marketing Board
1957	UT of Delhi	N/A	Delhi Bharatiya Chikitsa Parishad
1958	UT of Delhi	N/A	Delhi Co Operative Housing Finance Corporation Limited
1959	UT of Delhi	N/A	Delhi Commission for Safai Karamcharis
1960	UT of Delhi	N/A	Delhi Commission for Women
1961	UT of Delhi	N/A	Delhi Consumers Cooperative Wholesale Store Limited
1962	UT of Delhi	N/A	Delhi Dental Council
1963	UT of Delhi	N/A	Delhi Dialogue & Development Commission
1964	UT of Delhi	N/A	Delhi Electricity Regulatory Commission (DERC)
1965	UT of Delhi	N/A	Delhi Fire Services
1966	UT of Delhi	N/A	Delhi Institute of Heritage Research and Management
1967	UT of Delhi	N/A	Delhi Institute of Hotel Management and Catering Technology
1968	UT of Delhi	N/A	Delhi Jal Board
1969	UT of Delhi	N/A	Delhi Khadi and Village Industries Board
1970	UT of Delhi	N/A	Delhi Labour Welfare Board
1971	UT of Delhi	N/A	Delhi Legislative Assembly Secretariat
1972	UT of Delhi	N/A	Delhi Medical Council
1973	UT of Delhi	N/A	Delhi Minorities Commission
1974	UT of Delhi	N/A	Delhi Nursing Council
1975	UT of Delhi	N/A	Delhi Pharmacy Council
1976	UT of Delhi	N/A	Delhi Pollution Control Committee
1977	UT of Delhi	N/A	Delhi Sanskrit Academy
1978	UT of Delhi	N/A	Delhi SC ST OBC Minority Handicapped Finance and Dev Corp
1979	UT of Delhi	N/A	Delhi State AIDS Control Society
1980	UT of Delhi	N/A	Delhi State Civil Supplies Corporation Limited
1981	UT of Delhi	N/A	Delhi State Haj Committee
1982	UT of Delhi	N/A	Delhi State Industrial and Infrastructure Development Corporation Limited

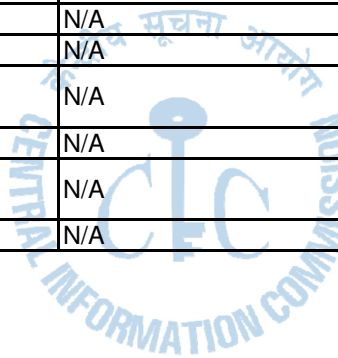
1983	UT of Delhi	N/A	Delhi State Legal Services Authority
1984	UT of Delhi	N/A	Delhi Subordinate Services Selection Board
1985	UT of Delhi	N/A	Delhi Technological University
1986	UT of Delhi	N/A	Delhi Tourism and Transportation Development Corporation Limited
1987	UT of Delhi	N/A	Delhi Transco Limited
1988	UT of Delhi	N/A	Delhi Transport Corporation
1989	UT of Delhi	N/A	Delhi Wakf Board
1990	UT of Delhi	N/A	Department for the Welfare of SC, ST, OBC and Minorities
1991	UT of Delhi	N/A	Department of Archaeology
1992	UT of Delhi	N/A	Department of Delhi Archives
1993	UT of Delhi	N/A	Department of Environment
1994	UT of Delhi	N/A	Department of Food Safety
1995	UT of Delhi	N/A	Department of Forest and Wild Life
1996	UT of Delhi	N/A	Department of Industries
1997	UT of Delhi	N/A	Department of Law, Justice and Legislative Affairs
1998	UT of Delhi	N/A	Department of Power
1999	UT of Delhi	N/A	Department of Social Welfare GNCT of Delhi
2000	UT of Delhi	N/A	Department of Trade and Taxes
2001	UT of Delhi	N/A	Department of Training and Technical Education
2002	UT of Delhi	N/A	Department of Urban Development
2003	UT of Delhi	N/A	Department of Women and Child Development
2004	UT of Delhi	N/A	Deptt. of Finance
2005	UT of Delhi	N/A	Deputy Apprenticeship Advisor
2006	UT of Delhi	N/A	Development Department
2007	UT of Delhi	N/A	DFC (New Delhi & Chandigarh)
2008	UT of Delhi	N/A	Directorate General of Home Guards GNCTD
2009	UT of Delhi	N/A	Directorate of Agricultural Marketing
2010	UT of Delhi	N/A	Directorate of Audit
2011	UT of Delhi	N/A	Directorate of Ayush
2012	UT of Delhi	N/A	Directorate of Education
2013	UT of Delhi	N/A	Directorate of Employment
2014	UT of Delhi	N/A	Directorate of Family Welfare
2015	UT of Delhi	N/A	Directorate of Gurudwara Election
2016	UT of Delhi	N/A	Directorate of Health Services Head Quarter
2017	UT of Delhi	N/A	Directorate of Higher Education
2018	UT of Delhi	N/A	Directorate of Information and Publicity
2019	UT of Delhi	N/A	Directorate of Prohibition
2020	UT of Delhi	N/A	Directorate of Prosecution Delhi
2021	UT of Delhi	N/A	Directorate of Small Savings and Lotteries
2022	UT of Delhi	N/A	Directorate of Training UTCS
2023	UT of Delhi	N/A	Directorate of Vigilance and Anti Corruption
2024	UT of Delhi	N/A	Dr G G L S Prachya Vidya Pratishthan
2025	UT of Delhi	N/A	Dr. B.R. Ambedkar University Delhi
2026	UT of Delhi	N/A	Dr. B.R. Sur Homoeopathic Medical College and Hospital

2027	UT of Delhi	N/A	Dr. Baba Saheb Ambedkar Hospital
2028	UT of Delhi	N/A	Dr. Hedgewar Arogya Sansthan
2029	UT of Delhi	N/A	Dr. N.C. Joshi Memorial Hospital
2030	UT of Delhi	N/A	Drug Control Department
2031	UT of Delhi	N/A	Dte. of Economics and Statistics
2032	UT of Delhi	N/A	East Delhi Municipal Corporation Engineering Deptt
2033	UT of Delhi	N/A	East Delhi Municipal Corporation HQ
2034	UT of Delhi	N/A	Excise Entertainment and Luxury Tax
2035	UT of Delhi	N/A	Food Supply and Consumers Affairs
2036	UT of Delhi	N/A	Forensic Science Laboratory
2037	UT of Delhi	N/A	G B Pant Institute of Technology
2038	UT of Delhi	N/A	G.B. Pant Hospital
2039	UT of Delhi	N/A	General Administration Department
2040	UT of Delhi	N/A	Guru Gobind Singh Government Hospital
2041	UT of Delhi	N/A	Guru Gobind Singh Indraprastha University
2042	UT of Delhi	N/A	Guru Nanak Eye Centre
2043	UT of Delhi	N/A	Guru Nanak Institute of Technology
2044	UT of Delhi	N/A	Guru Teg Bahadur (GTB) Hospital
2045	UT of Delhi	N/A	Health and Family Welfare Department
2046	UT of Delhi	N/A	Hindi Academy Delhi
2047	UT of Delhi	N/A	Home Department GNCTD
2048	UT of Delhi	N/A	Indira Gandhi Delhi Technical University for Women (IGDTUW)
2049	UT of Delhi	N/A	Indira Gandhi Institute of Physical Education and Sports Sciences
2050	UT of Delhi	N/A	Indraprastha Power Generation Co. Ltd. (GENCO)
2051	UT of Delhi	N/A	Information and Technology Department
2052	UT of Delhi	N/A	Institute of Human Behaviour and Allied Sciences
2053	UT of Delhi	N/A	Irrigation and Flood Control Department
2054	UT of Delhi	N/A	Jag Pravesh Chandra Hospital
2055	UT of Delhi	N/A	Kasturba Institute of Technology
2056	UT of Delhi	N/A	Keshav Mahavidyalaya
2057	UT of Delhi	N/A	Labour Department Delhi
2058	UT of Delhi	N/A	Lal Bahadur Shastri Hospital
2059	UT of Delhi	N/A	Land and Building Department
2060	UT of Delhi	N/A	Lok Nayak Hospital
2061	UT of Delhi	N/A	Lt. Governors Secretariat
2062	UT of Delhi	N/A	Maharaja Agrasen College Delhi
2063	UT of Delhi	N/A	Maharshi Valmiki Hospital
2064	UT of Delhi	N/A	Maharshi Valmiki College of Education
2065	UT of Delhi	N/A	Maithili Bhojpuri Academy, Delhi
2066	UT of Delhi	N/A	Maulana Azad Institute of Dental Sciences
2067	UT of Delhi	N/A	Maulana Azad Medical College
2068	UT of Delhi	N/A	MCD
2069	UT of Delhi	N/A	Meera Bai Institute of Technology
2070	UT of Delhi	N/A	National Law University Delhi
2071	UT of Delhi	N/A	NCC Department

2072	UT of Delhi	N/A	NDMC
2073	UT of Delhi	N/A	Nehru Homoeopathic Medical College and Hospital
2074	UT of Delhi	N/A	Netaji Subhas Institute of Technology
2075	UT of Delhi	N/A	North Delhi Municipal Corporation Engineering Deptt
2076	UT of Delhi	N/A	Office of the Chief Electoral Officer
2077	UT of Delhi	N/A	Office of the Chief Minister Delhi
2078	UT of Delhi	N/A	Office of the Chief Secretary Delhi
2079	UT of Delhi	N/A	Office of the Deputy Chief Minister
2080	UT of Delhi	N/A	Office of the Deputy Commissioner Central
2081	UT of Delhi	N/A	Office of the Deputy Commissioner New Delhi
2082	UT of Delhi	N/A	Office of the Deputy Commissioner North
2083	UT of Delhi	N/A	Office of the Deputy Commissioner North East
2084	UT of Delhi	N/A	Office of the Deputy Commissioner North West
2085	UT of Delhi	N/A	Office of the Deputy Commissioner South
2086	UT of Delhi	N/A	Office of the Deputy Commissioner South West
2087	UT of Delhi	N/A	Office of the Deputy Commissioner West
2088	UT of Delhi	N/A	Office of the Lokayukta Delhi
2089	UT of Delhi	N/A	Office of the Minister (Sh. Rajendra Pal Gautam)
2090	UT of Delhi	N/A	Office of the Minister (Sh. Satyendar Jain)
2091	UT of Delhi	N/A	Office of the Minister of Food and Civil Supplies
2092	UT of Delhi	N/A	Office of the Minister of Transport Development GAD Employment and Labour
2093	UT of Delhi	N/A	Office of the Minister of Transport Law and Election
2094	UT of Delhi	N/A	Planning Department
2095	UT of Delhi	N/A	Principal Account Office
2096	UT of Delhi	N/A	Pt Madan Mohan Malviya Hospital
2097	UT of Delhi	N/A	Public Grievance Commission
2098	UT of Delhi	N/A	Public Works Department Delhi
2099	UT of Delhi	N/A	Punjabi Academy Delhi
2100	UT of Delhi	N/A	Pusa Institute of Technology
2101	UT of Delhi	N/A	Rajya Sainik Board Delhi
2102	UT of Delhi	N/A	Rao Tula Ram Memorial Hospital
2103	UT of Delhi	N/A	Registrar Chit Fund
2104	UT of Delhi	N/A	Registrar Cooperative Society
2105	UT of Delhi	N/A	Revenue Department
2106	UT of Delhi	N/A	Sahitya Kala Parishad
2107	UT of Delhi	N/A	Samajik Suvidha Sangam
2108	UT of Delhi	N/A	Sanjay Gandhi Memorial Hospital
2109	UT of Delhi	N/A	Sardar Vallabh Bhai Patel Hospital
2110	UT of Delhi	N/A	Satyawadi Raja Harishchandra Hospital
2111	UT of Delhi	N/A	Services Department
2112	UT of Delhi	N/A	Shaheed Rajguru College of Applied Sciences for Women
2113	UT of Delhi	N/A	Shaheed Sukhdev College of Business Studies

2114	UT of Delhi	N/A	Sindhi Academy
2115	UT of Delhi	N/A	South Delhi Municipal Corporation Central Zone
2116	UT of Delhi	N/A	South Delhi Municipal Corporation Education Department
2117	UT of Delhi	N/A	South Delhi Municipal Corporation Engineering Deptt
2118	UT of Delhi	N/A	South Delhi Municipal Corporation Finance Deptt
2119	UT of Delhi	N/A	South Delhi Municipal Corporation Head Quarter
2120	UT of Delhi	N/A	South Delhi Municipal Corporation Health Department
2121	UT of Delhi	N/A	South Delhi Municipal Corporation Najafgarh Zone
2122	UT of Delhi	N/A	South Delhi Municipal Corporation Public Health Department
2123	UT of Delhi	N/A	South Delhi Municipal Corporation West Zone
2124	UT of Delhi	N/A	State Council of Educational Research and Training (SCERT)
2125	UT of Delhi	N/A	State Election Commission Delhi
2126	UT of Delhi	N/A	Tourism Department Delhi
2127	UT of Delhi	N/A	Transport Department Delhi
2128	UT of Delhi	N/A	Urdu Academy Delhi
2129	UT of Delhi	N/A	Weight & Measures Department
2130	UT of Jammu and Kashmir	N/A	Animal and Sheep Husbandry Department UT of J & K
2131	UT of Jammu and Kashmir	N/A	Civil Aviation Department UT of J & K
2132	UT of Jammu and Kashmir	N/A	Horticulture Department UT of J & K
2133	UT of Jammu and Kashmir	N/A	Industries & Commerce Department UT of J & K
2134	UT of Jammu and Kashmir	N/A	Law Department UT of J & K
2135	UT of Jammu and Kashmir	N/A	Rural Development Department UT of J & K
2136	UT of Jammu and Kashmir	N/A	Social Welfare Department UT of J & K
2137	UT of Lakshadweep	N/A	UT of Lakshadweep
2138	UT of Puducherry	N/A	Accounts and Treasuries
2139	UT of Puducherry	N/A	Adi Dravidar Welfare Department
2140	UT of Puducherry	N/A	Agriculture Department
2141	UT of Puducherry	N/A	Animal Husbandry and Animal Welfare
2142	UT of Puducherry	N/A	Art and Culture
2143	UT of Puducherry	N/A	CHIEF SECRETARIAT, RTI RETURNS
2144	UT of Puducherry	N/A	Collectorate Karaikal
2145	UT of Puducherry	N/A	Commercial Taxes Department
2146	UT of Puducherry	N/A	Cooperative Department
2147	UT of Puducherry	N/A	Department of Science Technology and Environment
2148	UT of Puducherry	N/A	Directorate of Higher and Technical Education
2149	UT of Puducherry	N/A	Directorate of Rural Development
2150	UT of Puducherry	N/A	DIRECTORATE OF STATIONERY AND PRINTING
2151	UT of Puducherry	N/A	District Industries Centre
2152	UT of Puducherry	N/A	Economics and Statistics
2153	UT of Puducherry	N/A	Elections Department
2154	UT of Puducherry	N/A	Electricity Department
2155	UT of Puducherry	N/A	Fire Service

2156	UT of Puducherry	N/A	Fisheries
2157	UT of Puducherry	N/A	Forest and Wild life
2158	UT of Puducherry	N/A	Health and Family Welfare
2159	UT of Puducherry	N/A	Industries and Commerce
2160	UT of Puducherry	N/A	Information and Publicity
2161	UT of Puducherry	N/A	Information Technology
2162	UT of Puducherry	N/A	Judicial Department Puducherry
2163	UT of Puducherry	N/A	L.G. Secretariat
2164	UT of Puducherry	N/A	Labour Department
2165	UT of Puducherry	N/A	Law Department, Director of Prosecution
2166	UT of Puducherry	N/A	Local Administration
2167	UT of Puducherry	N/A	NCC Group Head Quarters Puducherry
2168	UT of Puducherry	N/A	Office of the Council of Ministers
2169	UT of Puducherry	N/A	Office of the Regional Administrator Mahe
2170	UT of Puducherry	N/A	Office of the Regional Administrator, Yanam
2171	UT of Puducherry	N/A	Planninig and Research
2172	UT of Puducherry	N/A	Police
2173	UT of Puducherry	N/A	Public Works Department
2174	UT of Puducherry	N/A	Revenue and Disaster management
2175	UT of Puducherry	N/A	School Education
2176	UT of Puducherry	N/A	Social Welfare
2177	UT of Puducherry	N/A	State Election Commission
2178	UT of Puducherry	N/A	Tourism Department
2179	UT of Puducherry	N/A	Town and Country Planning Department
2180	UT of Puducherry	N/A	Transport Department
2181	UT of Puducherry	N/A	Women and Child Development Department
2182	Vice-President Secretariat	N/A	Vice-President Secretariat



Annexure-4
Mandatory Disclosure Audit of Respondent Public Authorities

Year : 2020-21

Sr. No	Public Authority	Percentage	Grade
1	Life Insurance Corporation Of India	100	A
2	National Productivity Council	100	A
3	National Seeds Corporation Ltd.	100	A
4	Office Of Development Commissioner (Micro Small And Medium Enterprises)	100	A
5	Mangalore Refinery And Petrochemicals Limited (MRPL)	100	A
6	MSME DI Hyderabad	100	A
7	Khadi & Village Industries Commission	100	A
8	Central Treasury	100	A
9	Chandigarh Child Women Development Corporation Limited	100	A
10	State Legal Services Authority	100	A
11	Govt. Medical College Hospital	100	A
12	Government Industrial Training Institute, Chandigarh	100	A
13	MSME Development Institute Bangalore	100	A
14	Public Grievance Commission	99	A
15	Police Department	99	A
16	National Water Development Agency	99	A
17	Pr Accounts Office	99	A
18	National Cooperative Development Corporation	99	A
19	MSME Development Institute Chennai	99	A
20	Department Of Expenditure	99	A
21	Directorate Of Training UTCS	99	A
22	South Western Railway	99	A
23	Ministry Of Housing And Urban Affairs	99	A
24	Director General Of Civil Aviation	99	A
25	Petroleum Planning & Analysis Cell (PPAC)	98	A
26	Delhi Judicial Academy	98	A
27	Embassy Of India, Buenos Aires, Argentina	98	A
28	Directorate Of Arecanut And Spices Development	98	A
29	Delhi Development Authority	98	A
30	Chandigarh Transport Undertaking	98	A
31	National Scheduled Castes Finance And Development Corporation	98	A
32	PPDC Meerut	98	A
33	Quality Council Of India	98	A
34	Registrar Of Newspapers Of India	98	A
35	Zila Sainik Welfare Board	98	A
36	Energy Efficiency Services Limited (EESL)	97	A
37	Central University Of Punjab	97	A
38	Rashtraiya Ispat Niqam Ltd.	97	A
39	Indian Renewable Energy Development Agency	97	A
40	Indian Institute Of Technology Delhi	97	A
41	CSIR Hqrs, New Delhi	97	A
42	Airports Economic Regulatory Authority Of India	97	A
43	Animal Husbandry	97	A
44	National Centre Of Organic Farming	97	A
45	Central Information Commission	96	A
46	Housing And Urban Development Corporation Ltd.	96	A
47	Indian Institute Of Technology, Kanpur	96	A
48	CSIR-NIO, Goa	96	A
49	Centre For High Technology (CHT)	96	A
50	Department Of Public Enterprises	96	A
51	Indian Bank	96	A
52	MSME DI Thrissur	96	A
53	Supreme Court Of India	96	A
54	Estate Office	95	A
55	Maulana Azad National Urdu University (MANUU)	95	A
56	Indian Institute Of Mass Communication	95	A
57	Prime Minister's Office	95	A
58	Indian Institute Of Science Education And Research (IISER) Bhopal	95	A
59	MSME DI Mumabi	95	A
60	Shree Chitra Triunal Institute For Medical Sciences And Technology	95	A
61	Employment Exchange	95	A
62	Bhakra Beas Management Board	95	A
63	Central Council Of Indian Medicine	95	A
64	High Court Of Delhi	95	A
65	Directorate General Of Shipping DG(S)	94	A
66	Ministry Of Parliamentary Affairs	94	A
67	Indian Bureau Of Mines	94	A
68	Central Electricity Regulatory Commission	94	A
69	National Institute Of Technical Teachers' Training And Research, Chandigarh	94	A
70	National Hydroelectric Power Corporation (NHPC)	94	A
71	MSME DI, Cuttack	94	A
72	Chennai Petroleum Corporation Limited (CPCL)	94	A
73	National Building Organization	94	A
74	Election Department	94	A

75	Defence Institute Of Advanced Technology	94	A
76	National Institute Of Plant Health Management	93	A
77	Jawaharlal Nehru Aluminium Research Development And Design Centre.	93	A
78	Technology Information, Forecasting And Assessment Council	93	A
79	Indian Oil Corporation Limited (IOCL)	93	A
80	Directorate Of Cashewnut And Cocoa Development	93	A
81	Southern Region Farm Machinery Training And Testing Institute	93	A
82	Central Pension Accounting Office	93	A
83	Ferro Scrap Nigam Limited	93	A
84	East Coast Railway (Bhubaneswar)	93	A
85	Broadcast Engineering Constulatants India Ltd	93	A
86	National Aluminium Company Ltd.	93	A
87	National Institute Of Electronics And Information Technology (NIELIT)	93	A
88	State Bank Of India	93	A
89	Defence Research And Development Organization	93	A
90	National Institute Of Agricultural Marketing(NIAM)	93	A
91	National Centre For Cold Chain Development	92	A
92	Motilal Nehru National Institute Of Technology Allahabad	92	A
93	Central University Of Rajasthan	92	A
94	Home Guards	92	A
95	Delhi Electricity Regulatory Commission (DERC)	92	A
96	Pension Fund Regulatory And Development Authority	92	A
97	IIT Tirupati	92	A
98	National Institute Of Technical Teachers' Training And Research, Bhopal	92	A
99	Agricultural Census	92	A
100	Small Farmers Agri Business Consortium	92	A
101	Northern Region Farm Machinery Training & Testing Institute	92	A
102	Balmer Lawrie & Co. Ltd.	92	A
103	Visvesvaraya National Institute Of Technology, Nagpur	92	A
104	Department Of Animal Husbandry, Dairying And Fisheries	91	A
105	Ministry Of Information & Broadcasting	91	A
106	U.R. Rao Satellite Centre, Bengaluru	91	A
107	National Agri Food Biotechnology Institute (NABI)	91	A
108	CSIR-NEERI, Nagpur	91	A
109	Hindustan Petroleum Corporation Limited (HPCL)	91	A
110	Shri Lal Bahadur Shastri National Sanskrit University	91	A
111	National Projects Construction Corporation Limited	91	A
112	I I T (I S M) , Dhanbad	91	A
113	Power Finance Corporation Ltd.	91	A
114	Embassy Of India, Algiers,Algeria	91	A
115	Oil Industry Safety Directorate (OISD) Under MOPNG	91	A
116	Meghalaya High Court	91	A
117	MSME Testing Centre Kolkata	91	A
118	Directorate Of Sugarcane Development	91	A
119	Indian Rubber Manufacturers Research Association	90	A
120	CENTRAL UNIVERSITY OF HARYANA	90	A
121	Rail Tel Corporation Of India Ltd.	90	A
122	Center Of Innovative And Applied Bioprocessing Mohali	90	A
123	National Centre For Cell Science(NCCS)	90	A
124	ESTC Ramnagar	90	A
125	Dayalbagh Educational Institute (Deemed University)	90	A
126	GAIL Gas Limited	90	A
127	President Secretariat	90	A
128	Oil Industry Development Board (OIDB)	90	A
129	P A O IRLA	90	A
130	Indira Gandhi Rashtriya Uran Akademi	90	A
131	Embassy Of India,Yerevan, Armenia	90	A
132	Central Farm Machinery Training & Testing Institute	89	B
133	Ministry Of Youth Affairs & Sports	89	B
134	Competition Commission Of India	89	B
135	Childrens Film Society India	89	B
136	National Institute Of Technology, Surthkal	89	B
137	Directorate Of Pulses Development	89	B
138	GAIL (India) Limited	89	B
139	Department Of Land Resources	89	B
140	Bhai Parmanand Institute Of Business Studies	89	B
141	Indian Institute Of Technology (IIT), Mandi	89	B
142	Directorate Of Economics And Statistics	89	B
143	Oil & Natural Gas Corporation Limited (ONGC)	89	B
144	Central Council For Research In Siddha	89	B
145	Central Institute Of Horticulture	89	B
146	Ministry Of Earth Sciences	89	B
147	Embassy Of India,Manama, Bahrain	89	B
148	The National Small Industries Corporation Ltd	88	B
149	National Institute Of Technology, Srinagar	88	B
150	Directorate General Of Hydrocarbons	88	B
151	Ghani Khan Choudhury Institute Of Engineering And Technology (GKCIET) Malda West Bengal	88	B
152	SATYAJIT RAY FILM & TELEVISION INSTITUTE	88	B
153	Town And Country Planning Organisation	88	B
154	Bureau Of Energy Efficiency	88	B
155	Department Of Atomic Energy	88	B

156	Banks Board Bureau	88	B
157	National Bank For Agriculture And Rural Development(NABARD)	88	B
158	G B Pant Institute Of Technology	88	B
159	Protection Of Plant Varieties And Farmers Rights Authority	87	B
160	Export Import Bank Of India (EXIM Bank)	87	B
161	Department Of Revenue	87	B
162	MSME Development Institute Karnal	87	B
163	National Minorities Development And Finance Corporation	87	B
164	I I M Tiruchirapalli	87	B
165	Consulate General Of India, Melbourne, Australia	87	B
166	National Institute Of Technical Teachers' Training And Research, Kolkata	87	B
167	CENTRAL RAILWAY	86	B
168	ISRO Headquarters, Bengaluru	86	B
169	MECON Limited	86	B
170	Reserve Bank Of India	86	B
171	Power System Operation Corporation Limited	86	B
172	Indian Institute Of Technology (IIT), Bhubaneshwar	86	B
173	Petroleum Conservation Research Association	86	B
174	Airports Authority Of India	86	B
175	DDG (Works) Directorate General	86	B
176	The Institute Of Advanced Study In Science & Technology	86	B
177	ISRO Telemetry, Tracking And Command Network (ISTRAC), Bengaluru	86	B
178	Sant Longowal Institute Of Engineering & Technology (SLIET)	86	B
179	Department Of Space	86	B
180	CSIR-CMERI, Durgapur	86	B
181	Office Of The Controller General Of Patents, Designs And Trade Marks	86	B
182	National Power Training Institute	86	B
183	North Eastern Regional Farm Machinery Training & Testing Instt.	85	B
184	Central University Of Tamil Nadu	85	B
185	Malavya National Institute Of Technology, Jaipur	85	B
186	Indian National Centre For Ocean Information Services	85	B
187	Pandit Deendayal Upadhyay National Institute For Persons With Physically Handicapped Disability(PDUNIPPD)	85	B
188	North Eastern Development Finance Corp. (NEDFi)	85	B
189	Dr. B.R. Ambedkar University Delhi	85	B
190	Central Board Of Film Certification(CBFC)	85	B
191	National Backward Classes Finance & Development Corporation	85	B
192	Securities And Exchange Board Of India (SEBI), Head Office	85	B
193	Power Grid Corporation Of India Ltd.	85	B
194	IIT Goa	84	B
195	National Institute Of Technical Teachers' Training And Research, Chennai	84	B
196	Chandigarh Institute Of Hotel Management & Catering Technology	84	B
197	CSIR-CSIO, Chandigarh	84	B
198	MSME Development Institute, Kolkata	84	B
199	Academy Of Scientific And Innovative Research	84	B
200	IIT Palakkad	84	B
201	Canara Bank	84	B
202	National Housing Bank (NHB)	84	B
203	Electronic Media Monitoring Centre	84	B
204	Comptroller & Auditor General	83	B
205	Telecom Consultants Of India	83	B
206	NITI Aayog	83	B
207	Tezpur University	83	B
208	Mahanagar Telephone Nigam Limited (MTNL)	83	B
209	Embassy Of India, Prague, Czech Republic	83	B
210	Avinashilingam Institute For Home Science And Higher Education For Women	83	B
211	Directorate Of Jute Development	83	B
212	CSIR-NBRI, Lucknow	83	B
213	IHM Bhopal	83	B
214	Wadia Institute Of Himalayan Geology	83	B
215	National Film Archives Of India (NFAI)	83	B
216	Cabinet Secretariat	83	B
217	Tripura University	83	B
218	CSIR-CRRI, New Delhi	83	B
219	Indian National Academy Of Engg.	83	B
220	Ministry Of Petroleum & Natural Gas	82	B
221	National Centre For Sustainable Coastal Management (NCSCM)	82	B
222	ISTM	82	B
223	IIT Hyderabad	82	B
224	Board Of Radiation And Isotope Technology	82	B
225	Indian Railway Catering & Tourism Corpn .Ltd.	82	B
226	National Horticulture Board(NHB)	82	B
227	Department Of Economic Affairs	82	B
228	Hindustan Copper Ltd.	82	B
229	All India Soil & Land Use Survey(AISLUS), New Delhi	82	B
230	Indira Gandhi Delhi Technical University For Women (IGDTUW)	82	B
231	Dte. Of Economics And Statistics	82	B
232	MSME DI Raipur	82	B
233	Small Industries Development Bank Of India (SIDBI)	81	B
234	Narmada Control Authority	81	B
235	Films Division	81	B
236	National Institute Of Wind Energy	81	B

237	Artificial Limbs Manufacturing Corporation Of India	81	B
238	Ministry Of Food Processing Industries	81	B
239	SISI-Ranchi	81	B
240	Jawahar Lal Nehru Centre For Advanced Scientific Research	81	B
241	National Film Development Corporation	81	B
242	National Institute Of Secondary Steel Technology(NISST)	81	B
243	Central Water And Power Research Station	81	B
244	The National Institute For Entrepreneurship And Small Business Development (NIESBUD)	81	B
245	Ministry Of Steel	81	B
246	National Research Development Corporation	81	B
247	Coconut Development Board	81	B
248	Unique Identification Authority Of India(UIDAI)	81	B
249	Publication Division	81	B
250	National Remote Sensing Centre, Hyderabad	80	B
251	Ministry Of Development Of North Eastern Region	80	B
252	Central Power Research Institute	80	B
253	Vigyan Prasar	80	B
254	Delhi Legislative Assembly Secretariat	80	B
255	Embassy Of India, Baku, Azerbaijan	80	B
256	Film And Television Institute, Pune	80	B
257	CSIR-NCL, Pune	80	B
258	Department Of Higher Education	80	B
259	University Of Delhi	80	B
260	Indian Institute Of Technology , Madras	79	C
261	Consulate General Of India, Mazar-E-Sharif, Afghanistan	79	C
262	Delhi Urban Art Commission	79	C
263	CSIR-NGRI, Hyderabad	79	C
264	Institute For Defence Studies And Analyses	79	C
265	National Green Tribunal	79	C
266	Textile Committee	79	C
267	Tehri Hydro Development Corporation(THDC)	79	C
268	Directorate Of Oilseeds Development	79	C
269	Department Of Administrative Reforms & PG	79	C
270	Indian Institute Of Science Education And Research Thiruvananthapuram	79	C
271	National Rainfed Area Authority	78	C
272	Central Board For Workers Education	78	C
273	Indian Institute Of Technology Jodhpur	78	C
274	MSME Development Institute, Ludhiana	78	C
275	Madras Fertilizer Ltd.(MFL)	78	C
276	Directorate Of Forest Education, Dehradun	78	C
277	Mahalanobis National Crop Forecast Centre	78	C
278	PORT HEALTH ORGANISATION,VISHAKHAPATNAM	78	C
279	Damodar Valley Corporation	77	C
280	Government Polytechnic For Women	77	C
281	North Eastern Hill University	77	C
282	Consulate General Of India, Phuentsholing, Bhutan	77	C
283	Deen Dayal Upadhyay Hospital	77	C
284	Ministry Of Micro, Small And Medium Enterprises	77	C
285	Revenue Department	77	C
286	Bharatiya Nabhikiya Vidhyut Nigam Ltd. (BHAVINI)	76	C
287	Department Of Pharmaceuticals	76	C
288	High Commission Of India,Dhaka, Bangladesh	76	C
289	Department Of Posts	76	C
290	REC Limited	76	C
291	Department Of Personnel & Training	76	C
292	Ministry Of New And Renewable Energy	76	C
293	Directorate Of Extension	76	C
294	CSIR-CECRI, Karaikudi	76	C
295	Banaras Hindu University	76	C
296	National Thermal Power Corporation Ltd.(NTPC)	75	C
297	Ministry Of Power	75	C
298	India Infrastructure Finance Co. Ltd. (IIFCL)	75	C
299	Tariff Commission	75	C
300	Controller General Of Accounts	75	C
301	Ministry Of Panchayati Raj	75	C
302	IISER Tirupati	75	C
303	Embassy Of India, Minsk, Belarus	75	C
304	Central Council For Research In Homoeopathy	75	C
305	Ministry Of Railways	75	C
306	Bharat Petroleum Corporation Limited (BPCL)	74	C
307	Pasteur Institute Of India	74	C
308	Pharmacy Council Of India	74	C
309	National Institute Of Unani Medicine	74	C
310	Directorate Of Advertising And Visual Publicity	74	C
311	NIPER, Guwahati	74	C
312	Ministry Of Corporate Affairs	74	C
313	Petroleum And Natural Gas Regulatory Board (PNGRB)	74	C
314	National Council For Cement And Building Materials	74	C
315	Antrix Corporation Limited (ACL), Bengaluru	74	C
316	Education & Research In Computer Networking (ERNET)	74	C
317	Bank Of Baroda	74	C

318	IFCI Limited (IFCI)	74	C
319	Indian Institute Of Science Education & Research (IISER), Pune	74	C
320	National Testing Agency	74	C
321	CSIR-CLRI, Chennai	73	C
322	Department Of Science & Technology	73	C
323	IIM Amritsar	73	C
324	National Institute Of Technology, Mizoram	73	C
325	Kendriya Vidyalaya Sangathan	73	C
326	Indian Nursing Council	73	C
327	National Institute Of Technology, Uttarakhand	73	C
328	Brahmaputra Valley Fertilizer Corporation Ltd. (BVFCL)	73	C
329	Hotel Corp. Of India	73	C
330	Directorate Of Audit	73	C
331	Oil India Limited (OIL)	73	C
332	Directorate General Of Mines Safety	73	C
333	Ministry Of Mines	73	C
334	Liquid Propulsion Systems Centre, Valiamala & Bengaluru	73	C
335	Insolvency And Bankruptcy Board Of India	72	C
336	Guru Gobind Singh Indraprastha University	72	C
337	National Institute Of Agricultural Extension Mgmt.(MANAGE)	72	C
338	Central Electricity Authority	72	C
339	Department Of Empowerment Of Persons With Disabilities(Divyangjan)	72	C
340	Department Of Agriculture & Cooperation	72	C
341	Embassy Of India,Thimphu, Bhutan	71	C
342	Rajiv Gandhi University	71	C
343	Department Of Health Research	71	C
344	CSIR-IGIB, Delhi	71	C
345	Staff Selection Commission	71	C
346	Directorate General Of Goods And Service Tax	71	C
347	Central Pollution Control Board, Delhi	71	C
348	National Institute Of Solar Energy	70	C
349	Bank Of Maharashtra	70	C
350	Survey Of India	70	C
351	Institute Of Cost Accountants Of India	70	C
352	CSIR-IMT, Chandigarh	70	C
353	Bharat Sanchar Nigam Limited	70	C
354	CSIR-CGCRI, Calcutta	70	C
355	Ministry Of Tribal Affairs	70	C
356	Board Of Apprenticeship Training, Chennai	69	D
357	Union Bank Of India	69	D
358	CSIR-SERC, Chennai	69	D
359	Office Of The Lokayukta Delhi	69	D
360	MSTC Limited	69	D
361	Embassy Of India, Sofia,Bulgaria	69	D
362	Prasar Bharati Secretariat	69	D
363	AIIMS, Bhubaneswar	69	D
364	East Central Railway (Hajipur)	69	D
365	National Academy Of Sciences	68	D
366	Deptt Of Information Technology	68	D
367	Directorate Of Rice Development	68	D
368	National Institute Of Design (NID)	68	D
369	National Institute Of Open Schooling	68	D
370	Pharmacopoeia Commission For Indian Medicine & Homoeopathy (PCIM&H)	68	D
371	CSIR-IHBT, Palampur	68	D
372	Mumbai Railway Vikas Corporation Ltd.	68	D
373	Ministry Of Drinking Water And Sanitation	67	D
374	National Book Trust	67	D
375	V.V. Giri National Labour Institute	67	D
376	CSIR-IIP, Dehradun	67	D
377	SISI Agartala	67	D
378	South Central Railway (Secunderabad)	67	D
379	Gobind Ballabh Pant Institute Of Himalayan Environment And Development, Almora	67	D
380	Central Administrative Tribunal	67	D
381	Geological Survey Of India	67	D
382	Ministry Of External Affairs	67	D
383	Controller General Of Defence Accounts (CGDA)	67	D
384	Labour Department Delhi	67	D
385	Department Of Financial Services	67	D
386	Satish Dhawan Space Centre -SHAR, Sriharikota	66	D
387	Indian Institute Of Technology (IIT) Patna	66	D
388	All INDIA INSTITUTE OF PHYSICAL MEDICINE AND REHABILITATION,MUMBAI	66	D
389	Sutluj Jal Vidyut Nigam Ltd(SJVNL)	66	D
390	CSIR-NISTADS, New Delhi	66	D
391	CSIR-CEERI, Pilani	66	D
392	CENTRAL LEPROSY TRAINING RESEARCH INSTITUTE,CHENGALPATTU	66	D
393	Indian Overseas Bank	66	D
394	NDMC	65	D
395	Indian Institute Of Technology, Kharagpur	65	D
396	Bharat Petro Resources Ltd & BPRJPDA	65	D
397	Harish Chandra Research Institute	65	D
398	Joint Plant Committee	65	D

399	Research Reference And Training Division	65	D
400	CSIR-CSMCRI, Bhavnagar	65	D
401	Central University Of Himachal Pradesh	65	D
402	Directorate Of Marketing And Inspection	65	D
403	Meera Bai Institute Of Technology	65	D
404	Indian Maritime University, Chennai	65	D
405	Shipping Corp. Of India Ltd.	65	D
406	Consulate General Of India, Perth, Australia	64	D
407	Atomic Minerals Directorate For Exploration And Research	64	D
408	Delhi Pollution Control Committee	64	D
409	National Institute Of Mountaineering And Allied Sports (NIMAS)	64	D
410	Himalayan Mountaineering Institute (HMI)	64	D
411	Eastern Railway (Kolkata)	64	D
412	WAPCOS Limited	64	D
413	Embassy Of India, Brussels, Belgium	64	D
414	CSIR-IMMT, Bhubaneswar	64	D
415	Consultancy Development Centre	64	D
416	Directorate Of Millets Development	64	D
417	Directorate Of Wheat Development	63	D
418	North East Center For Technology Application And Reach	63	D
419	Insurance Regulatory And Development Authority	63	D
420	Chief Commissioner Of GST, Bhubaneswar	62	D
421	CSIR-NIIST, Thiruvanthapuram	62	D
422	National Council For Teacher Education	62	D
423	Embassy Of India, Kabul, Afghanistan	62	D
424	High Commission Of India, Singapore	62	D
425	Hindustan Prefab Ltd.	62	D
426	Law Prosecution Department	62	D
427	Commission For Agricultural Cost & Prices (CACP)	62	D
428	Office Of Chief Administrative Officer (CAO)	62	D
429	IIT, Ropar	61	D
430	Department Of Heavy Industries	61	D
431	Central Bank	61	D
432	Hindi Academy Delhi	61	D
433	High Commission Of India, Bandar Seri Begawan, Brunei Darussalam	61	D
434	National Safai Karmacharis Finance And Development Corporation	60	D
435	Directorate Of Plant Protection Quarantine & Storage	60	D
436	National Company Law Tribunal, Ahmedabad Bench	60	D
437	Embassy Of India, Phnom Penh, Cambodia	60	D
438	Indian Institute Of Public Administration	60	D
439	Urban Planning Architecture Department	60	D
440	CSIR-HRDG, New Delhi	60	D
441	School Of Planning And Architecture (SPA), Bhopal	60	D
442	Embassy Of India, Ulaanbaatar, Mongolia	60	D
443	Northern Railway	60	D
444	Chhatisgarh High Court	60	D
445	Indian Institute Of Science Education And Research (IISER) Mohali	59	E
446	Cotton Corporation Of India Ltd.	59	E
447	Regional Drugs Testing Lab	59	E
448	Semi-Conductor Laboratory (SCL), Chandigarh	59	E
449	Embassy Of India, Zagreb, Croatia	59	E
450	Department Of Telecommunications	59	E
451	Embassy Of India, Reykjavik, Iceland	59	E
452	Directorate Of Construction, Services & Estate Management	59	E
453	Air India	59	E
454	Agriculture Insurance Company Of India Ltd.	59	E
455	Embassy Of India, Havana, Cuba	59	E
456	Indian Institute Of Technology (BHU), Varanasi	59	E
457	CENTRAL DRUGS STANDARD CONTROL ORGANISATION, CHENNAI	59	E
458	Press Information Bureau	58	E
459	Consulate General Of India, Toronto, Canada	58	E
460	Indira Gandhi Institute Of Physical Education And Sports Sciences	58	E
461	Embassy Of India, Lisbon, Portugal	58	E
462	Ministry Of Skill Development & Entrepreneurship	58	E
463	Consulate General Of India, Saint Denis, Reunion Island	58	E
464	Dr. B.R. Sur Homoeopathic Medical College And Hospital	58	E
465	Ministry Of Statistics & Programme Implementation	58	E
466	Indian Institute Of Science Education And Research Kolkata	58	E
467	Directorate Of Film Festivals	58	E
468	Central Silk Board	57	E
469	High Commission Of India, Wellington, New Zealand	57	E
470	Embassy Of India, Jakarta, Indonesia	57	E
471	Delhi Institute Of Heritage Research And Management	57	E
472	Office Of The Chief Labour Commissioner (Central)	57	E
473	Consulate General Of India, Istanbul, Turkey	57	E
474	Consulate General Of India, Shanghai, China	57	E
475	NMDC Ltd.	57	E
476	CSIR-NML, Jamshedpur	57	E
477	CSIR-CIMAP, Lucknow	57	E
478	Embassy Of India, Hanoi, Vietnam	57	E
479	Central Jail Bihar	57	E

480	National Handloom Development Corporation Limited	56	E
481	Indian Sign Language Research And Training Centre	56	E
482	Container Corporation Of India Ltd.	56	E
483	ASSTT. DRUGS CONTROLLER(I),KOLKATTA	56	E
484	Central Electronics Limited	56	E
485	National Informatics Centre	56	E
486	IIT Bhilai	56	E
487	National Seeds Research & Training Centre (NSRTC)	56	E
488	Nuclear Power Corporation Of India	56	E
489	National Institute Of Ocean Technology	56	E
490	A And U Tibbia College And Hospital	56	E
491	Embassy Of India, Muscat, Sultanate Of Oman	56	E
492	Delhi Medical Council	56	E
493	Embassy Of India,Bucharest, , Romania	55	E
494	Forest Survey Of India, Dehradun	55	E
495	Vice-President Secretariat	55	E
496	National Cadet Corps (NCC)	55	E
497	Keshav Mahavidyalaya	55	E
498	Indian Institute Of Information Technology (IIIT), Dharwad	55	E
499	Department Of Investment And Public Asset Management	55	E
500	National Institute Of Rock Mechanics	55	E
501	The Jute Corporation Of India Limited	54	E
502	Department Of Justice	54	E
503	Indira Gandhi National Forest Academy, Dehradun	54	E
504	Embassy Of India,Vienna, Austria	54	E
505	Southern Railway	53	E
506	Official Liquidator, Delhi	53	E
507	National Informatic Centre Services Incorporation(NICSI)	53	E
508	Embassy Of India, Tokyo, Japan	53	E
509	Chief Commissioner Of Central Excise & Customs, Pune Zone	53	E
510	Embassy Of India, Bogota, Colombia	53	E
511	CPV Division	53	E
512	Centre For Marine Living Resources And Ecology	53	E
513	Department Of Defence	52	E
514	Administrative Reforms Department	52	E
515	Indian Plywood Industries Research And Training Institute, Bangalore	52	E
516	Consulate General Of India, Bali	52	E
517	Indira Gandhi Centre For Atomic Research	52	E
518	Embassy Of India, Helsinki, Finland	52	E
519	High Commission Of India, Ottawa, Canada	52	E
520	National Institute For Empowerment Of Persons With Multiple Disabilities (NIEPMD)	52	E
521	Raja Ramanna Centre For Advanced Technology	52	E
522	CSIR-NEIST, Jorhat	52	E
523	ASSTT. DRUGS CONTROLLER(I),MUMBAI	51	E
524	CSIR-FPI, Bengaluru	51	E
525	Heavy Water Board (CO), HWP (Thal) Snd HWP (Hazira)	51	E
526	Consulate General Of India, Ho Chi Minh City, Vietnam	50	E
527	KIOCL Limited	50	E
528	Standardization, Testing And Quality Certification (STQC)	50	E
529	Embassy Of India, Belgrade, Republic Of Serbia	50	E
530	Heavy Water Plant(Baroda)	50	E
531	CSIR-IITR, Lucknow	50	E
532	Embassy Of India, Amman, Jordan	50	E
533	Atomic Energy Education Society	50	E
534	Consulate General Of India, New York, USA	50	E
535	Services Sports Control Board (SSCB)	49	E
536	Aeronautical Development Agency	49	E
537	Stressed Assets Stabilization Fund (SASF)	49	E
538	Consulate General Of India, Birgunj, Nepal	49	E
539	Department Of Fertilisers	49	E
540	Embassy Of India, Manila, Philippines	49	E
541	High Commission Of India, Pretoria, South Africa	49	E
542	High Commission Of India, Port Louis, Mauritius	49	E
543	Directorate Of Estates	49	E
544	Embassy Of India, Oslo, Norway	48	E
545	National Internet Exchange Of India	48	E
546	Delhi Technological University	48	E
547	High Commission Of India, Colombo, Sri Lanka	48	E
548	NSTFDC	48	E
549	CSIR-NPL, New Delhi	48	E
550	CSIR-IICB, Kolkata	47	E
551	C-DoT	47	E
552	CSIR-IIIM, Jammu	47	E
553	Institute For Plasma Research	47	E
554	Embassy Of India, Harare, Zimbabwe	47	E
555	North Central Railway	47	E
556	Western Railway Mumbai	47	E
557	High Commission Of India, London, United Kingdom	47	E
558	Braithwaite And Co Ltd	47	E
559	Embassy Of India, Berne, Switzerland	47	E
560	Assistant High Commission Of India, Rajshahi, Bangladesh	47	E

561	Consulate General Of India, Frankfurt, Germany	47	E
562	AIRPORT HEALTH ORGANISATION,CHENNAI	47	E
563	Consulate General Of India, Jaffna, Sri Lanka	47	E
564	National Institute Of Siddha (NIS)	46	E
565	Embassy Of India, Guatemala City, Guatemala	46	E
566	Embassy Of India, Riyadh, Saudi Arabia	46	E
567	Embassy Of India,Santiago, Chile	46	E
568	Embassy Of India, Dakar, Senegal	46	E
569	Heavy Water Plant (Talcher)	46	E
570	Embassy Of India, Panama	46	E
571	Embassy Of India, Abu Dhabi, UAE	46	E
572	Delhi Co Operative Housing Finance Corporation Limited	45	E
573	HSCC, India Ltd.	45	E
574	Ambedkar Institute Of Technology	45	E
575	Embassy Of India, Dublin, Ireland	45	E
576	Inland Waterways Authority Of India, Noida	45	E
577	High Commission Of India, Nairobi,Kenya	45	E
578	Embassy Of India, Paris, France	45	E
579	Consulate General Of India, Sao Paulo, Brazil	45	E
580	Consulate General Of India, Dubai, UAE	45	E
581	Consulate General Of India, Jeddah, Saudi Arabia	45	E
582	JAMIA MILLIA ISLAMIA	44	E
583	National Board Of Examinations	44	E
584	Northeast Frontier Railway (Guwahati)	44	E
585	Consulate General Of India, St. Petersburg, Russian Federation	44	E
586	High Commission Of India, Windhoek, Namibia	44	E
587	Indian Telephone Industries Ltd	44	E
588	West Central Railway	44	E
589	Heavy Water Plant (Kota)	44	E
590	Drug Control Department	44	E
591	High Commission Of India, Abuja, Nigeria	44	E
592	Ambedkar Institute Of Advance Communication Technologies And Research	43	E
593	Permanent Mission Of India To The UN Offices In Geneva, Switzerland	43	E
594	Consulate General Of India, Hamburg, Germany	43	E
595	Indian Council Of World Affairs	43	E
596	Central Soil & Materials Research Station	43	E
597	Embassy Of India, Vientiane, Lao People's Democratic Republic	43	E
598	Central Revenues Control Laboratory	43	E
599	Northern Regional Office, Chandigarh	42	E
600	Directorate General Of Home Guards GNCTD	42	E
601	Board Of Homoeopathic System Of Medicine Delhi	42	E
602	Nuclear Fuel Complex	42	E
603	CSIR-CDRI, Lucknow	41	E
604	Variable Energy Cyclotron Centre	41	E
605	South East Central Railway	41	E
606	High Commission Of India, Trinidad & Tobago, West Indies	41	E
607	Embassy Of India, Khartoum, Sudan	41	E
608	Master Control Facility, Hassan	41	E
609	Embassy Of India, Brasilia, Brazil	41	E
610	Biju Patnaik National Steel Institute	41	E
611	Embassy Of India, Ashgabat, Turkmenistan	40	E
612	Heavy Water Plant (Tuticorin)	40	E
613	Embassy Of India, Rabat, Morocco	40	E
614	Embassy Of India, Astana, Kazakhstan	40	E
615	High Commission Of India, Yaounde(Cameroon)	40	E
616	Consulate General Of India, Mandalay, Myanmar	40	E
617	National Biodiversity Authority	40	E
618	Embassy Of India, Malabo	40	E
619	Embassy Of India, Damascus, Syria	40	E
620	Embassy Of India, Rome, Italy	40	E
621	High Commission Of India, Georgetown, Guyana	39	E
622	Directorate Of Agricultural Marketing	39	E
623	National Savings Institute (NSI)	39	E
624	Bhabha Atomic Resarch Centre (Mumbai)	39	E
625	Bank Of India	39	E
626	Consulate General Of India, Hongkong	39	E
627	Delhi State Legal Services Authority	39	E
628	Representative Office Of India, Ramallah City, State OfPalestine	39	E
629	Consulate General Of India, Hambantota, Sri Lanka	38	E
630	Consulate General Of India, Houston, USA	38	E
631	Embassy Of India, Bamako, Mali	38	E
632	Bhaskaracharya College Of Applied Sciences	38	E
633	Embassy Of India, Beirut, Lebanon	38	E
634	Konkan Railway	38	E
635	Central Fertiliser Quality Control & Training Institute	38	E
636	Consulate General Of India, Durban, South Africa	38	E
637	Embassy Of India, Seoul, Republic Of Korea	38	E
638	Embassy Of India, Moscow, Russian Federation	38	E
639	Embassy Of India, Baghdad, Iraq	38	E
640	AIIMS, Raipur	37	E
641	Chief Commissioner Of Customs And Central Excise Hyderabad Zone	37	E

642	High Commission Of India, Lusaka, Zambia	37	E
643	Embassy Of India, Tel Aviv, Israel	37	E
644	High Commission Of India, Male, Republic Of Maldives	37	E
645	Tata Memorial Centre	37	E
646	Directorate Of Health Services Head Quarter	37	E
647	National Centre For Antarctic And Ocean Research	36	E
648	BARC Facilities, Kalpakkam	35	E
649	Uranium Corporation Of India Ltd.	35	E
650	Indian Council For Cultural Relations	35	E
651	MSME DI Nagpur	35	E
652	Embassy Of India, Ljubljana, Slovenia	35	E
653	High Commission Of India, Kigali (Rawanda)	35	E
654	Electronics Corporation Of India Ltd.	35	E
655	National Institute Of Biological	34	E
656	HLL Lifecare Limited	34	E
657	Shaheed Sukhdev College Of Business Studies	33	E
658	Consulate General Of India, Juba, Sudan	33	E
659	Local Audit	33	E
660	High Commission Of India, Suva, Fiji Islands	33	E
661	Press Council Of India	33	E
662	General Services Organisation, Kalpakkam	33	E
663	Consulate General Of India, Sittwe, Myanmar	32	E
664	Chief Commissioner Of Income Tax (CCA) , Mumbai	31	E
665	Shaheed Rajguru College Of Applied Sciences For Women	31	E
666	Tata Institute Of Fundamental Research	30	E
667	Indian Rare Earth Ltd.	30	E
668	Embassy Of India, Tunis, Tunisia	30	E
669	North Western Railway	30	E
670	Sports Department	29	E
671	Centre For Railway Information System (CRIS)	29	E
672	High Commission Of India, Maputo, Mozambique	28	E
673	Planning Department	28	E
674	South Eastern Railway (Kolkata)	28	E
675	DFC (New Delhi & Chandigarh)	28	E
676	Telecom Regulatory Authority Of India	28	E
677	Registrar Of Companies, Mumbai	27	E
678	Society For Applied Microwave Electronics Engineering And Research (SAMEER)	27	E
679	High Commission Of India, Dar Es Salaam, Tanzania	27	E
680	NATIONAL CENTRE FOR DISEASE CONTROL, DELHI	27	E
681	Directorate Of Ayush	26	E
682	National Medicinal Plants Board	26	E
683	Delhi Agricultural Marketing Board	26	E
684	Pr.Chief Commissioner Of Income Tax (CCA), Pune	26	E
685	Public Works Department Delhi	26	E
686	Metro Rail Corporation Kolkata	25	E
687	Directorate General, Armed Forces Medical Services	24	E
688	Consulate General Of India, Vladivostok, Russian Federation	23	E
689	National Zoological Park, New Delhi	23	E
690	Embassy Of India, Paramaribo, Suriname	23	E
691	Consulate General Of India, Johannesburg, South Africa	22	E
692	International Institute Of Population Sciences	22	E
693	Delhi State Civil Supplies Corporation Limited	21	E
694	Tourism Department Delhi	20	E
695	Consulate General Of India, Zanzibar, Tanzania	20	E
696	Delhi Nursing Council	20	E
697	Chief Commissioner Of Custms & Central Excise, Vadodara Zone	19	E
698	Pr. Chief Commissioner Income Tax, NWR, Chandigarh	19	E
699	High Commission Of India, Nicosia, Cyprus	19	E
700	Society For Integrated Circuit Technology And Applied Research	18	E
701	CIHT Jalandhar	18	E
702	Registrar Cooperative Society	17	E
703	Indian Coast Guard	17	E

704	Security Office	16	E
705	Directorate Of Gurudwara Election	16	E
706	Bhagini Nivedita College	15	E
707	Department Of Training And Technical Education	14	E
708	Chief Commissioner, Central Excise, Delhi Zone	14	E
709	Institute Of Steel Developemnt Growth (INSDAG)	14	E
710	Chief Commissioner Of Customs, Mumbai-II Zone	11	E
711	Jag Pravesh Chandra Hospital	11	E
712	Chief Commissioner Of Customs, Mumbai-I Zone	8	E
713	Nehru Homoeopathic Medical College And Hospital	8	E
714	Chief Commissioner, Central Excise, Mumbai-I Zone	7	E
715	Chief Commissioner Of Custms & Central Excise, Nagpur Zone	7	E
716	Directorate Of Revenue Intelligence	7	E
717	Delhi Transport Corporation	6	E
718	Registrar Of Companies, Bengaluru	6	E
719	NCC Department	6	E
720	Delhi Subordinate Services Selection Board	3	E
721	Kasturba Institute Of Technology	1	E
722	G.B. Pant Hospital	1	E
723	Registrar Of Companies & Official Liquidator, Rajasthan	1	E
724	Registrar Of Companies, Kochi	0	E
725	Acharya Narendra Dev College	0	E
726	Chief Commissioner Of Customs, Mumbai-III Zone	0	E
727	Department Of Social Welfare GNCT Of Delhi	0	E
728	Institute Of Chartered Accoutants Of India	0	E
729	Punjabi Academy Delhi	0	E
730	Consulate General Of India, Bandar Abbas, Iran	0	E
731	Consulate General Of India, Zahidan, Iran	0	E
732	Institute Of Human Behaviour And Allied Sciences	0	E
733	Registrar Of Companies & Official Liquidator, Uttarakhand	0	E
734	Directorate Of Organisation & Personnel Management	0	E
735	Directorate Of Prohibition	0	E
736	Embassy Of India, Istanbul, Turkey	0	E
737	Chief Commissioner (AR), CESTAT	0	E
738	Official Liquidator, Tamil Nadu	0	E
739	Rajya Sainik Board Delhi	0	E
740	Regional Office, Bangalore	0	E
741	Director General Of Income Tax, NADT	0	E
742	Office Of The High Commission Of India, Lagos, Nigeria	0	E
743	Regional Director(SR), Chennai	0	E
744	Guru Nanak Institute Of Technology	0	E
745	Registrar Of Companies Cum Official Liquidator Chhatisgarh	0	E
746	REGIONAL OFFICE OF HEALTH & FAMILY WELFARE, PATNA	0	E
747	Art, Culture And Language Department	0	E
748	Bhagwan Mahavir Hospital	0	E
749	IRCON International Limited	0	E
750	North Eastern Regional Office, Shillong	0	E
751	Satyawadi Raja Harishchandra Hospital	0	E
752	Information Technology Department	0	E
753	State Agricultural Marketing Board, UT Chandigarh	0	E
754	AllIMS, Rishikesh	0	E